

COTTON WEEKLY RESEARCH REPORT
04th Apr 2022**Domestic market summary**

Domestic Market Scenario: Indian cotton market remained firm during the week. All India daily arrivals decreasing rapidly and tight supply gave strong stand to the Indian market. Indian mills are struggling to get quality cotton. Also, disparity in yarn forced them to cut down production of yarn. Indian cotton Shanker-6 prices remained stable near Rs90,200 to 90,500 per candy.

Weekly Price Outlook:

The average price of Kapas in Andhra Pradesh are likely to hover around Rs.11,400-11,800/Qtl.

Major Market Highlights:

- The Cotlook Index stood higher (152.75 cents/lbs) compared to the ICE Cotton Futures that stood at 139.07 cents/lbs.
- Indian rupee got a bit stronger near Rs.75.75 a dollar.

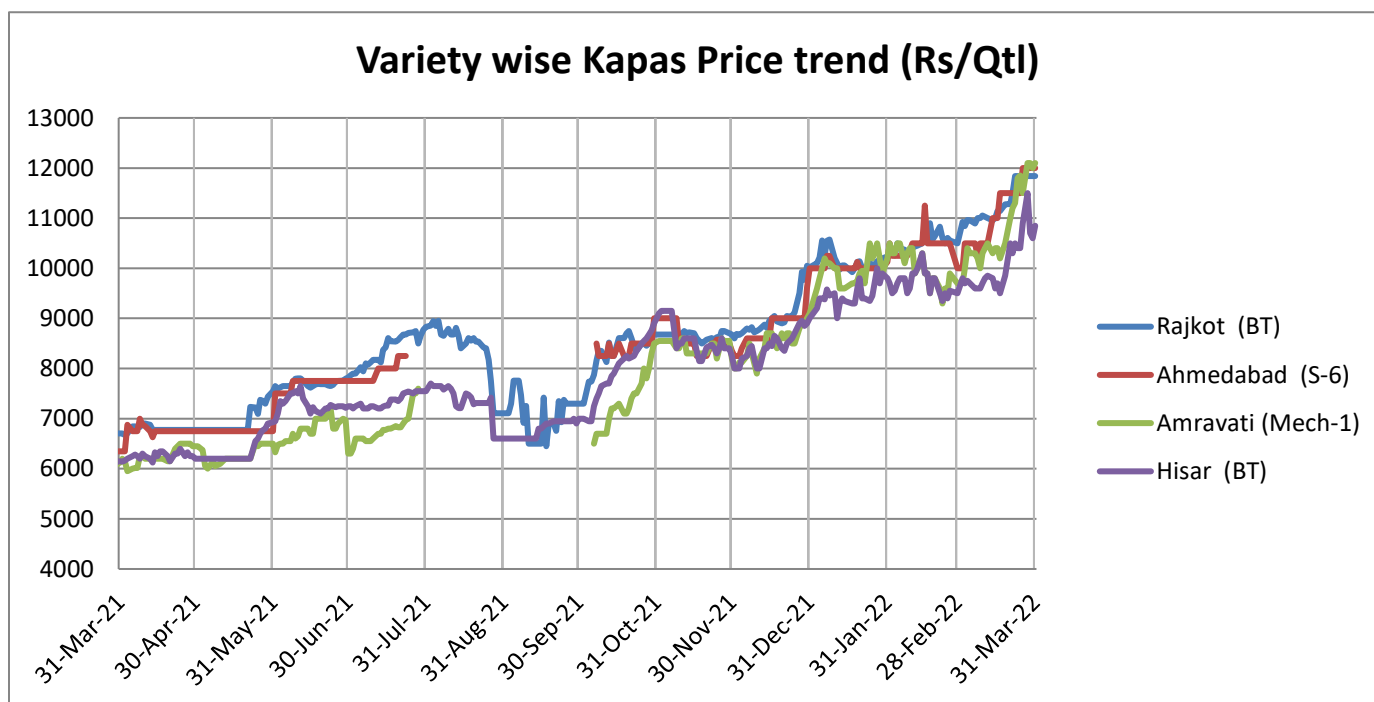
Market Highlights:

- Cotton prices in Yavatmal has reached a historic high in 2021-22 season. The current market price of cotton per quintal has touched Rs 11,800 per-. It is for the first time that cotton has been sold at such a high price in the local market. The price of cotton in December last year was Rs 6,000 per quintal. However, due to the global demand the price started moving upward. Major cotton-producing countries like China and USA has experienced less production after which the textile industries started buying cotton from India. The price of cotton has increased by Rs1,500 per quintal to Rs. 11, 850 in the last fortnight.
- With cotton Marketing Season heading towards the end, only 44% cotton crop has been arrived so far in Punjab as compared to the corresponding period last year. The pink bollworm attack on the cotton crop earlier in the State is the main reason behind the procurement of even less than half quantity than the previous year.
- The high demand for cotton pushed its price to Rs 12,000 per quintal at the Adoni market on 31st March 2022 from previous week price of Rs. 11,219 per quintal. It is for the first time that the Kurnool cotton is in such high demand. Even in November, the fiber crop was being traded at an inflated price of Rs 7,500 per quintal.
- According to All Gujarat Spinners Association, Yarn manufacturers have curtailed the cotton procurement due to rising prices of their basic raw material. Cotton prices have hit a record high of Rs 90,000 a candy, higher by 12.5% in last 40 days. Spinning units have cut procurement by at least 15%.
- The Committee on Cotton Production and Consumption has estimated the India's -cotton season (October 2021 to September 2022) to close with a stock of 45.46 lakh bales. The Committee has estimated that the total consumption by the textile mills to be 329 lakh bales, including 305 lakh bales by non-SSI mills, and exports to be 40 lakh bales. The production is expected to be around 340 lakh bales. As against a total supply of 430.46 lakh bales (including opening stock and imports), and the demand is likely to be 385 lakh bales.

Domestic Cotton Prices Scenario

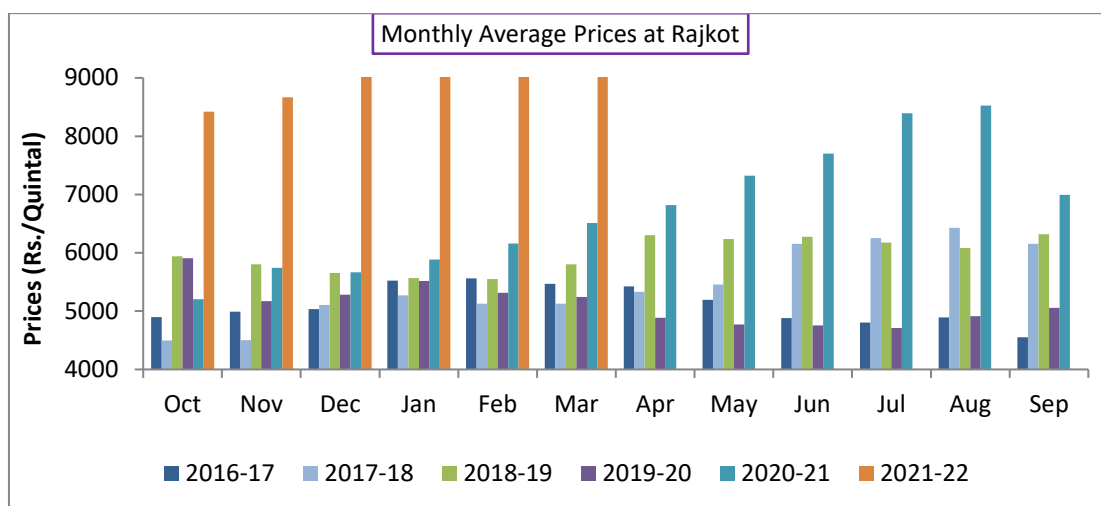
Kapas (Raw Cotton) Weekly Price Scenario

Weekly Price Review: Weekly Kapas average prices at Rajkot stood slightly higher at Rs. 11840/Qtl compared to previous week's Rs. 11407/Qtl, whereas at Hisar prices stood higher at Rs. 10750/Qtl compared to previous week price of Rs. 10130/Qtl. For Amravati and Ahmedabad prices were at Rs. 11891/Qtl and Rs. 11833/Qtl respectively.



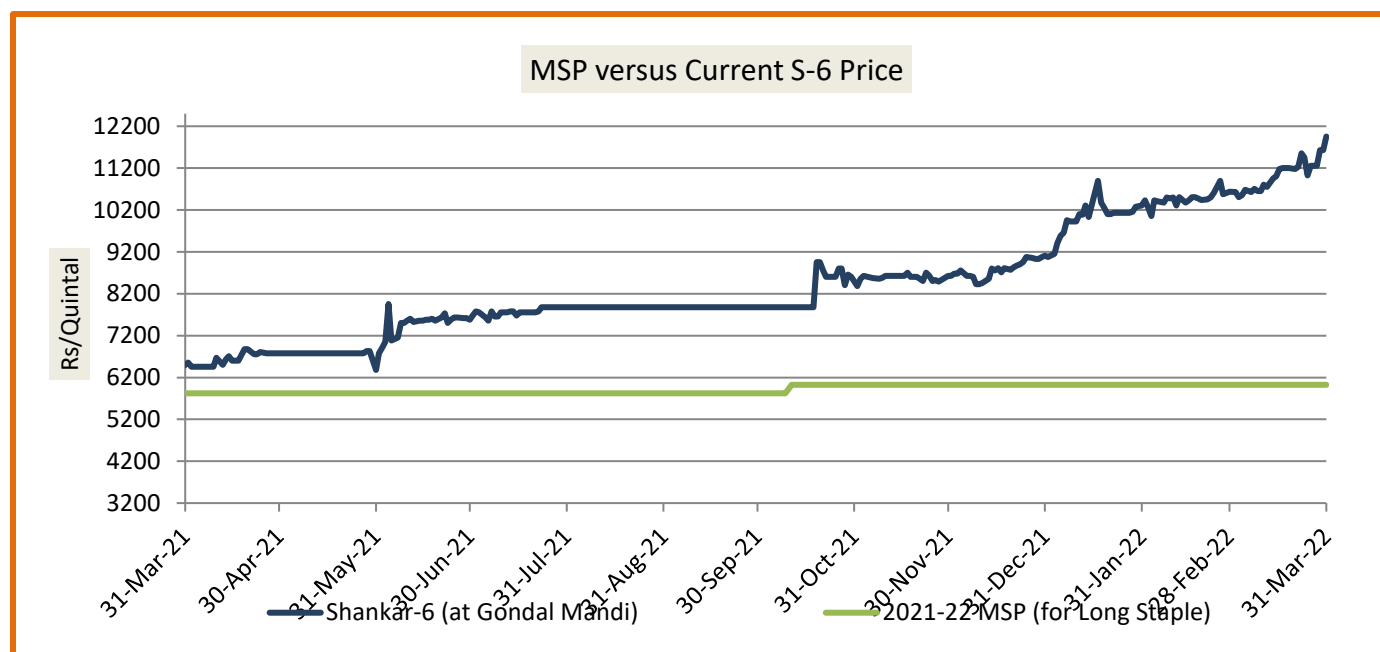
Kapas Monthly M-o-M Price Scenario

The arrivals in the month of March has declined in the market as the season is coming towards its end, whereas the prices continued a steady trend and the monthly average price was at Rs. 11,097.34/Qtl compared to the prices during the corresponding month of the previous season. (Rs. 6511.38/Qtl)



Spot Price versus MSP

Average Kapas prices at Gondal market stood slightly higher at Rs. 11955/Qtl from the previous week of Rs. 11542/q.

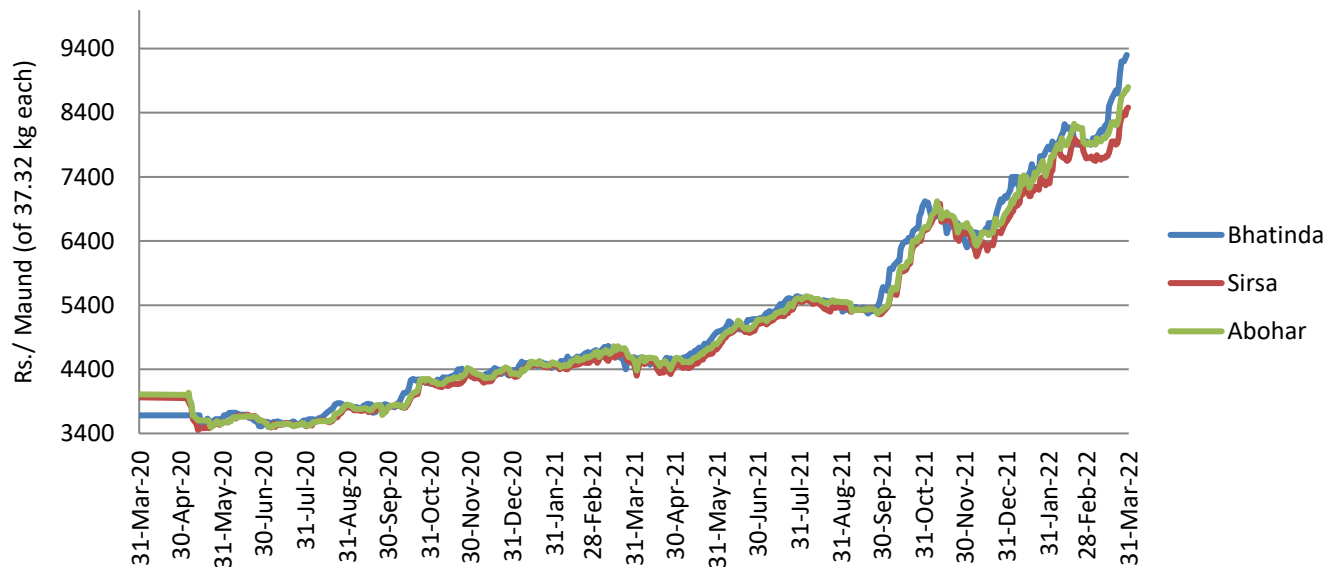


Source: Agriwatch

Lint price Outlook

The average price stood slightly higher at Rs. 9061/maund this week compared to Rs.8580/maund previous week in Abohar, in Bhatinda prices were at Rs.9020/maund, and slightly higher in Sirsa at Rs.8755/maund from Rs.8260/maund previous week.

Lint Price Trend at Key Centers

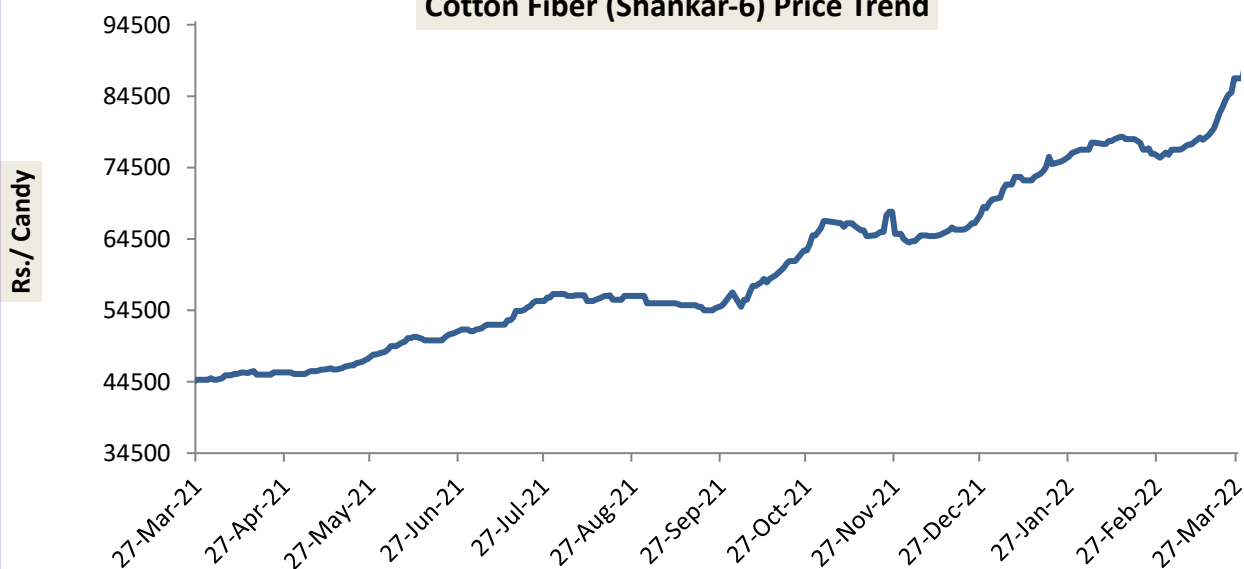


Source: Agriwatch

Cotton Fiber price Outlook

The average cotton fibers (Shankar-6) of premium quality prices were slightly higher at Rs.86700/candy as compared to previous week price of Rs.81640/candy and is likely to remain on a stronger note.

Cotton Fiber (Shankar-6) Price Trend



Source: Cotton Association of India (CAI)

Cotton Seed Oil and Cotton Seed Oil Cake

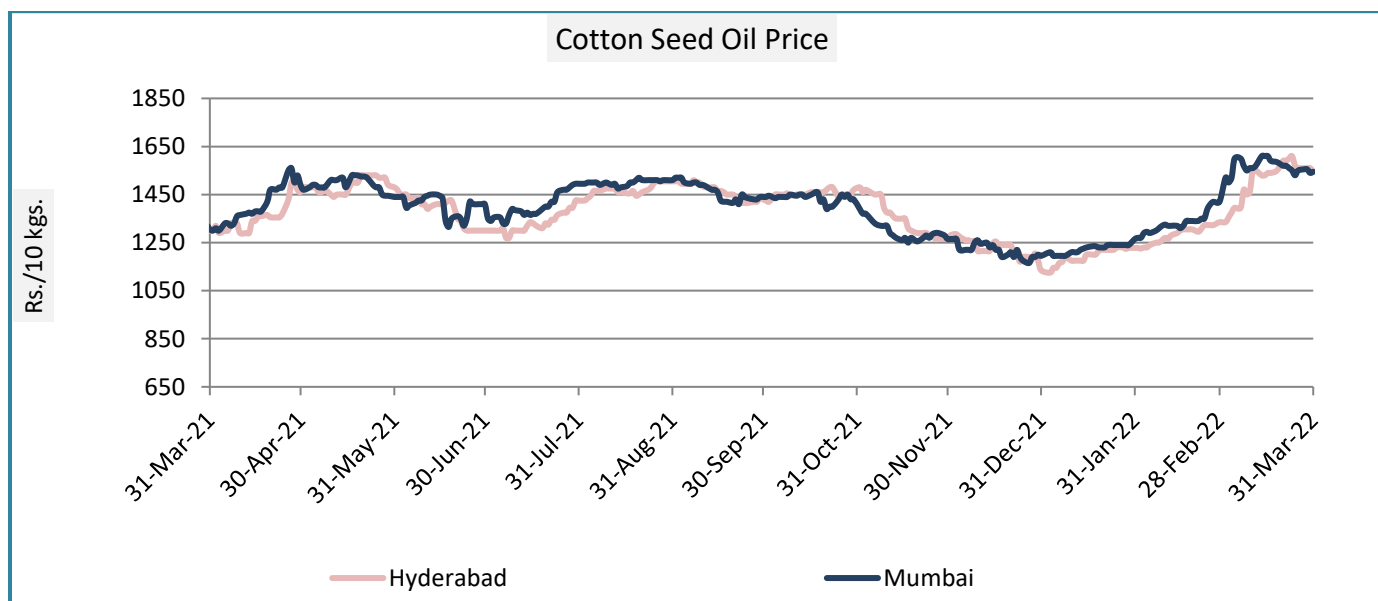
Cotton Seed Oil weekly

Price Scenario

Cottonseed oil prices have slightly decreased across the major centers during the week ending on 30th Mar'22 due to weak demand in the market.

| | Weekly Average Price as on (Rs/10 kg.) | | % Change |
|-----------|--|-----------|----------|
| | 30-Mar-22 | 23-Mar-22 | |
| New Delhi | - | - | - |
| Rajkot | 1532 | 1544 | -0.78 |
| Hyderabad | 1540 | 1558 | -1.16 |
| Mumbai | 1549 | 1552 | -0.19 |

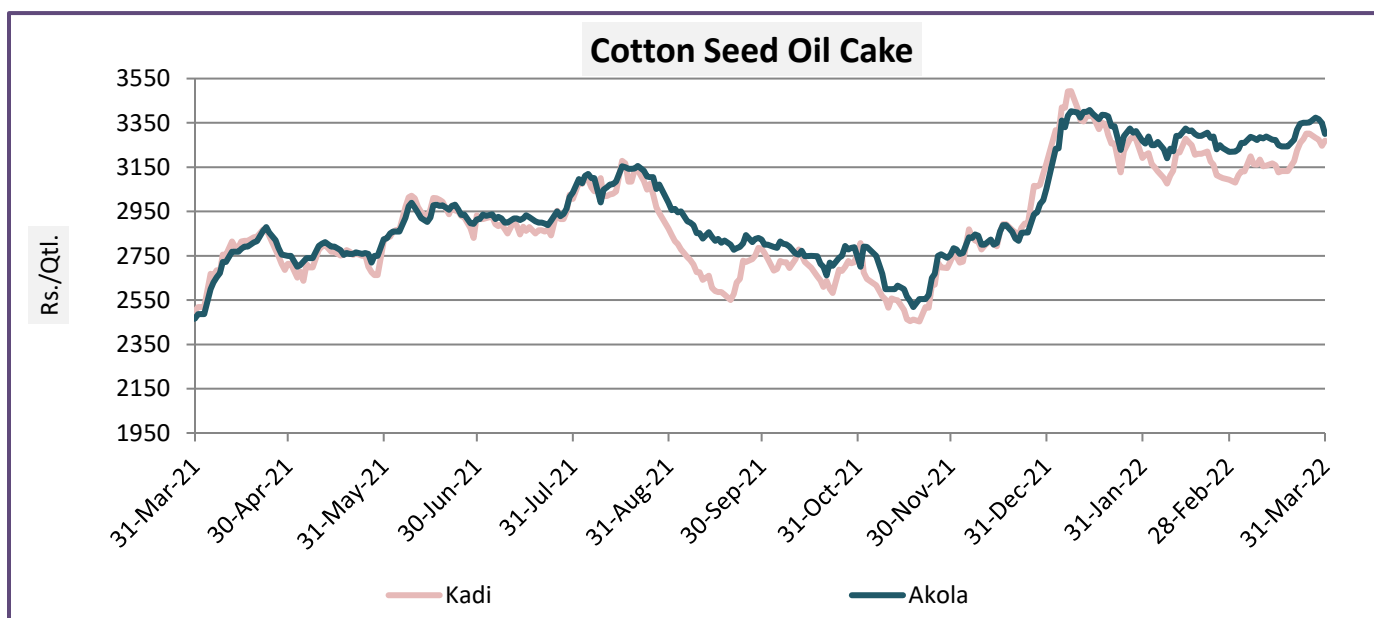
Source: Agriwatch



Cotton Seed Oil Cake weekly price Scenario

The average price of cottonseed oilcake in the Kadi market has increased slightly as compared to previous week. Prices in Kadi were at Rs. 3288 per quintal from Rs. 3186 per quintal and in Akola prices have increased and were at Rs. 3359 per quintal from Rs. 3285 per quintal the previous week.

| | Weekly Average Price as on (Rs/quintal.)* | | % Change |
|-------|---|-----------|----------|
| | 30-Mar-22 | 23-Mar-22 | |
| Kadi | 3288 | 3186 | 3.19 |
| Akola | 3359 | 3285 | 2.24 |



Source: NCDEX

International Market Scenario

- The rate of local cotton in Pakistan remained stable while unprecedented increase was witnessed in the rate of cotton in international cotton markets. The rate of Future Trading of New York Cotton reached at 136 American cents per pound which is at highest level in the past 11 years. Cotton growers demanded that the government should fix the intervention price of cotton at Rs 7500 per maund. Karachi Cotton Association has shown reservation on delay in issuance of permit to the importers of raw cotton by the plant protection department.
- Cotton prices rose to their highest level, due to prolonged drought in parts of the Central United States. The plant fibre reached \$1.3171 per pound (about 453 grams) on the US futures contract. Rainfall has been

exceptionally lower since early January in the Northwest part of Texas which produces about 40 percent of all US cotton production.

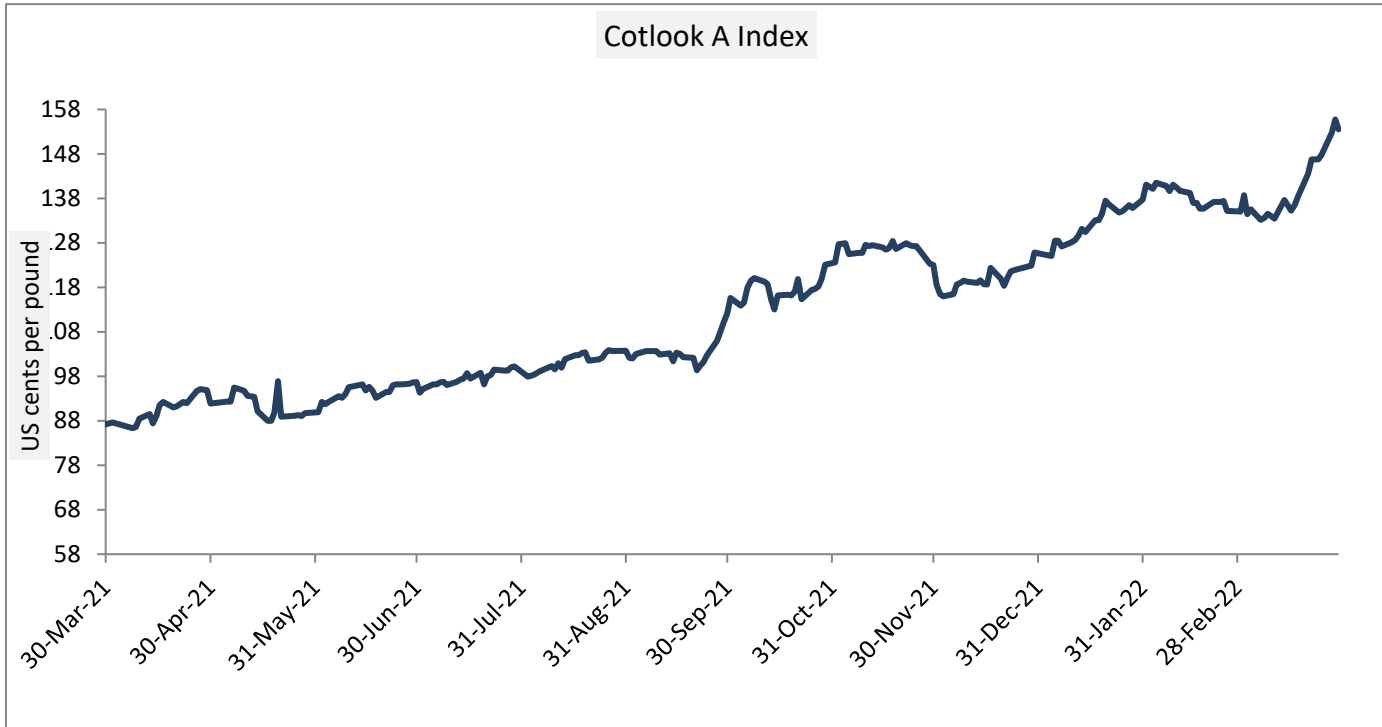
- The US Department of Agriculture (USDA) has pegged India's cotton production at 5,770 MT lower from its previous month estimate of 5,879 MT. The USDA has stated though the area under cotton had dropped to a five-year low of 124 lakh hectares, a higher yield of 465 kg/ha had helped bridge the gap a bit. Last month, the Cotton Association of India (CAI), has also reduced its crop estimates to 343.13 lakh bales from its earlier projection of 348.13 lakh bales.
- The ongoing Russia-Ukraine war has made the textile shipments in Bangladesh uncertain as many of the international containers lines have suspended shipping to Russia. Besides, others are also showing reluctance in taking of Russia-bound containers bookings.
- Trading volume in local cotton market in Pakistan remained low. A bearish trend was witnessed after fluctuation in international cotton market. Negative effect of war between Russia and Ukraine are seen over market sentiments. The rate of cotton in Sindh is ranging between Rs. 18000 to Rs. 20,000 per maund.

Cotlook A Index

Cotlook A Index was high this week. The Cotlook A Index was at 151.31 cents/lb higher as compared to the previous week (142.39 cents/lb), possibly led by the lowering of production in the US and World by USDA. All other markets also seem to have taken a cue from the same.

| Cotlook A Index | WeeklyAverage Price change as on | | % Change |
|------------------------------|----------------------------------|-----------|----------|
| | 30-Mar-22 | 23-Mar-22 | |
| Prices | 151.31 | 142.39 | 6.26 |
| Prices in US cents per Pound | | | |

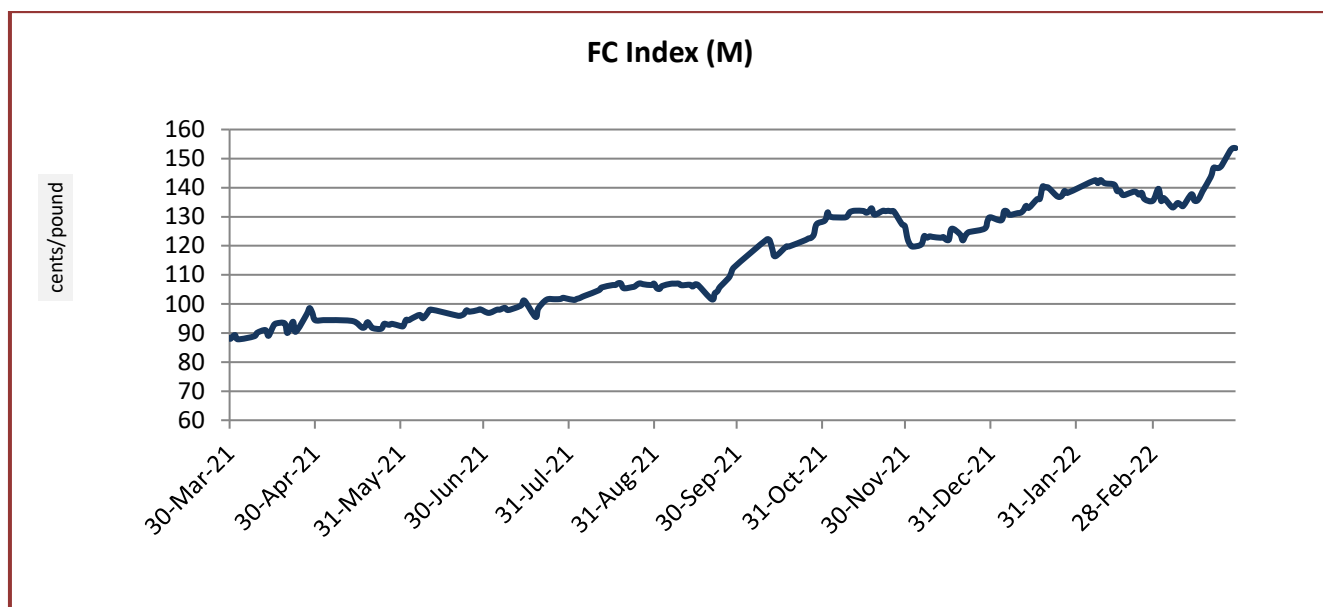
Source: Cotlook



China Cotton Index and Foreign Cotton Index

| Cotton Index | Weekly Average Price as on | | % Change |
|------------------------------|----------------------------|-----------|----------|
| | 30-Mar-22 | 23-Mar-22 | |
| FC (S) | 152.43 | 144.10 | 5.78 |
| FC (M) | 150.85 | 142.53 | 5.84 |
| FC (L) | 149.30 | 140.97 | 5.91 |
| Prices in US cents per Pound | | | |

Source: China Cotton Association



| Cotton Index | Weekly Average Price as on | | % Change |
|------------------------|----------------------------|-----------|----------|
| | 23-Mar-22 | 23-Mar-22 | |
| CCIndex(328) | 22827.80 | 22716.60 | 0.49 |
| CCIndex(527) | 20976.40 | 20942.20 | 0.16 |
| CCIndex(229) | 23236.60 | 23202.80 | 0.15 |
| Prices in Yuan per ton | | | |

Source: China Cotton Association

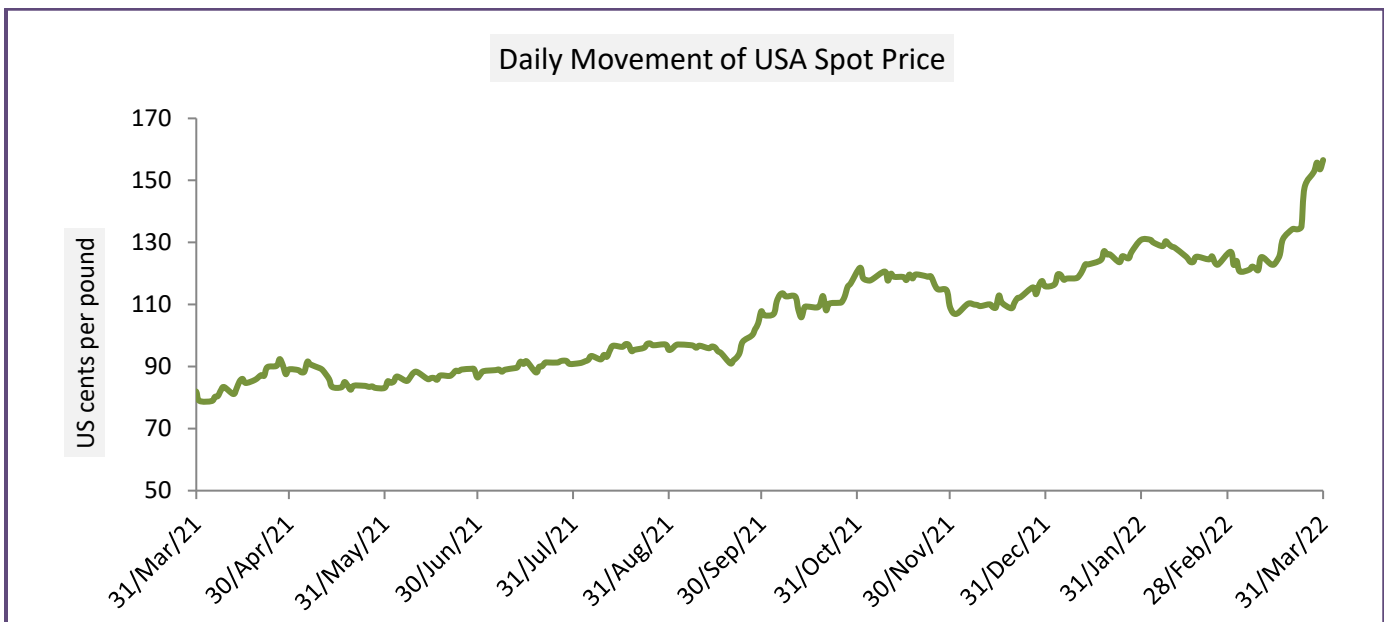


USA Spot Prices

U.S.A spot prices was at 148 cents per pound last week.

| USA Spot Prices | Monthly Average Price as on | | % Change |
|------------------------------|-----------------------------|-----------|----------|
| | 30-Mar-22 | 23-Mar-22 | |
| Prices | 148.99 | 132.01 | 12.86 |
| Prices in US cents per Pound | | | |

Source: USDA

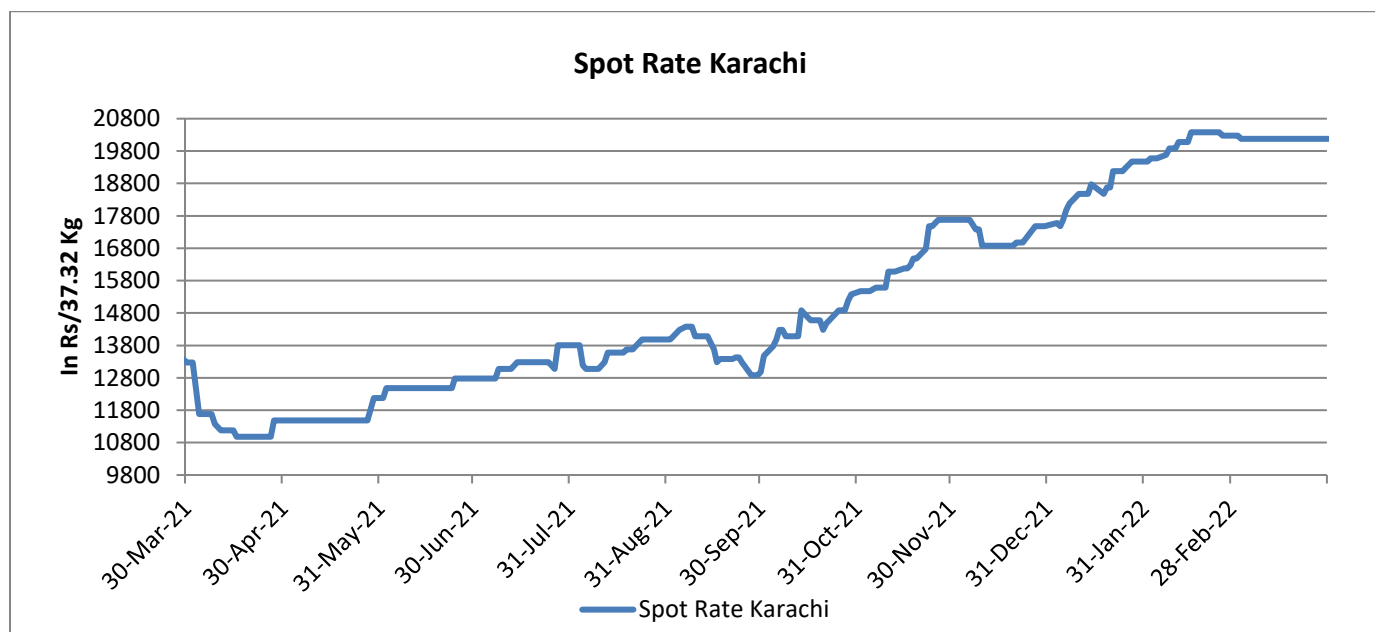


Pakistan Spot Prices

The Karachi spot price was stable at Rs.20180/q same as the previous week.

| Karachi Spot Prices | Weekly Average Price as on | | % Change |
|---------------------------|----------------------------|-----------|----------|
| | 31-Mar-22 | 23-Mar-22 | |
| Prices | 20180 | 20180 | - |
| Prices in Rs per 37.32 Kg | | | |

Source: Fibre2fashion.com



Commodity: Cotton

Exchange: MCX

Contract: Apr

Expiry: Apr. 30, 2021

Cotton – Technical Outlook

Technical Chart:



Technical Commentary:

- MACD, indicating bullish momentum.
- Currently trading at 41260
- RSI is indicating strong buying strength, currently in oversold zone.

| Intraday Supports & Resistances | | | S1 | S2 | PCP | R1 | R2 |
|---------------------------------|-----|-----|-------|-------|-------|-------|-------|
| Cotton | MCX | Apr | 40830 | 40910 | 41250 | 41460 | 41580 |
| Intraday Trade Call | | | Call | Entry | T1 | T2 | SL |
| Cotton | MCX | Apr | Buy | 41240 | 41340 | 41430 | 41170 |

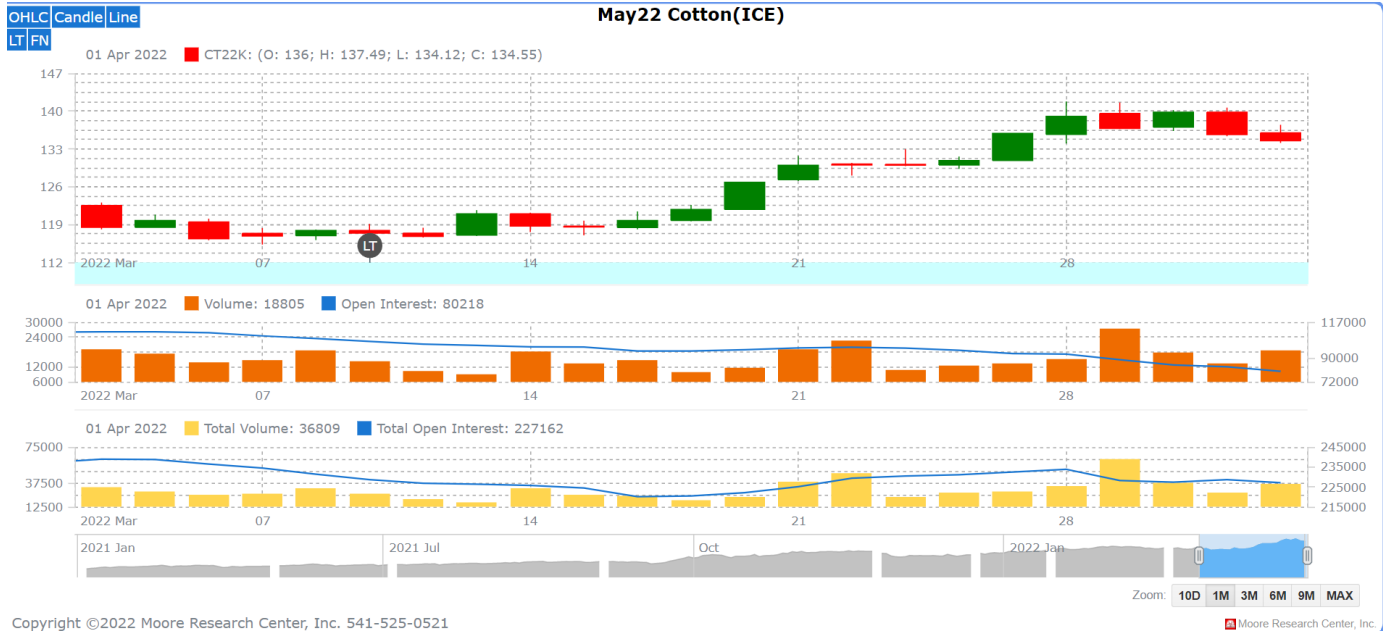
* Do not carryforward the position the next day.

Commodity: Cotton seed oilcake
Exchange: MCX
Contract: Apr
Expiry: Apr. 30, 2021
Cottonseed Oilcake
Technical Chart:

Technical Commentary:

- Currently trading above 50 DMA.
- RSI indicating good buying strength.
- MACD crossover indicating firm tone.

| Intraday Supports & Resistances | | | S1 | S2 | PCP | R1 | R2 |
|---------------------------------|-------|-----|------|-------|------|-------|------|
| Cottonseed oilcake | NCDEX | Apr | 3006 | 3076 | 3196 | 3336 | 3396 |
| Intraday Trade Call | | | Call | Entry | T1 | T2 | SL |
| Cottonseed oilcake | NCDEX | Apr | Buy | 3186 | 3286 | 33306 | 3116 |



Technical Analysis of Cotton Future (May'22Contract) at ICE

- The May'22' contract closed high by the end of the week.
- Total volume increased & Open Interest decreased compared to last week.
- We expect cotton prices to remain firm in the coming week.

Expected Price Range During Coming month

| Expected Trend | Expected Trading Band |
|----------------|-----------------------|
| Firm | 135-162 |

Expected Support and Resistance

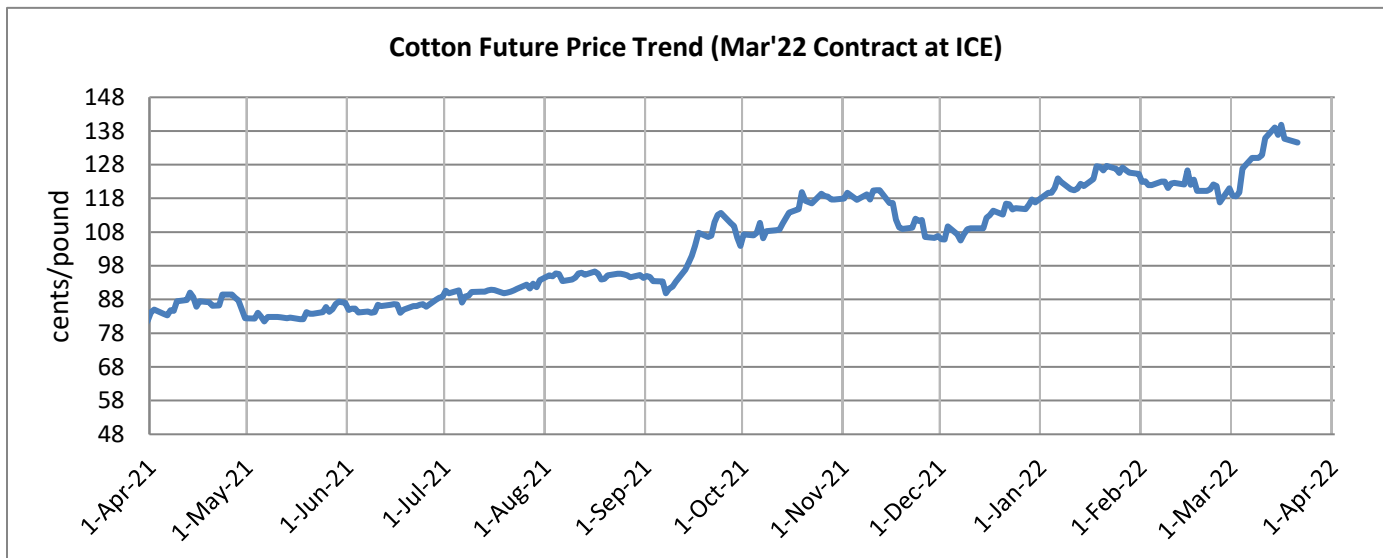
| Support 1 | Support 2 | Resistance 1 | Resistance 2 |
|-----------|-----------|--------------|--------------|
| 120 | 115 | 140 | 152 |

Figures in US cents/pound

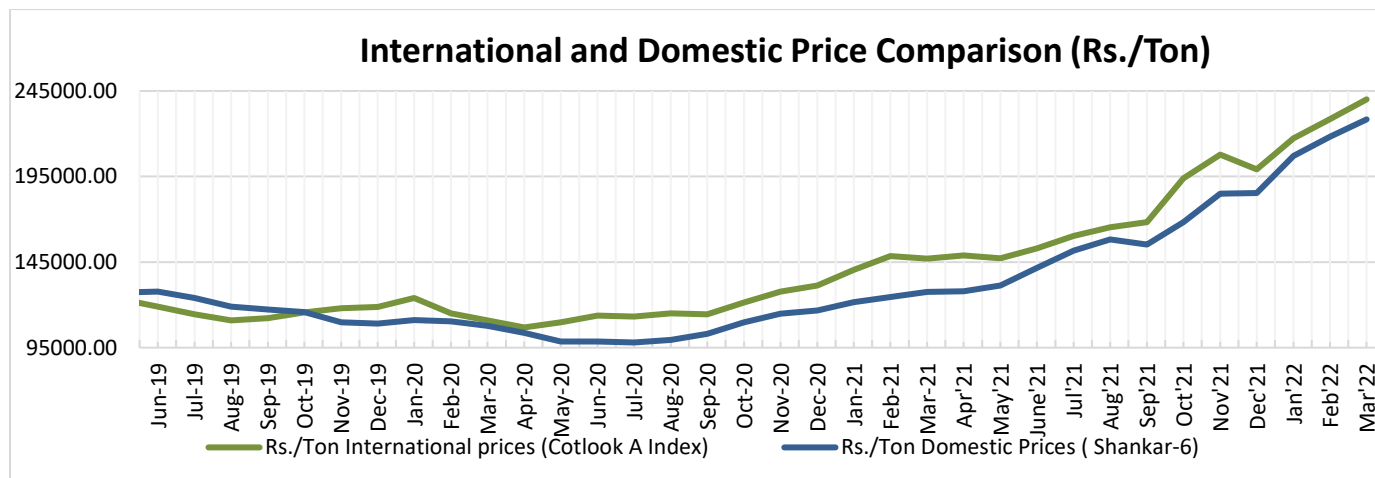
Cotton Future Prices at ICE

| Cotton Prices in Future Contract on ICE | | | | | | Prices in cents/Lb | |
|---|-----------|----------------------------|-----------------------------|-----------------------------|---------------------------|-----------------------|-----------------------------|
| Contracts | 01-Apr-22 | 02-Mar-22 (1 month ago) | 01-Jan-21 (3 months ago) | 03-Oct-21 (6 months ago) | 01-Apr-21 (a year ago) | % Change over a month | % Change over previous year |
| May-22 | 134.55 | 123.55 | 113.23 | 106.93 | 77.95 | 8.90 | 72.61 |
| Jul-22 | 130.93 | 119.80 | 110.91 | 104.93 | 79.27 | 9.29 | 65.17 |
| Oct-22 | 116.72 | 115.86 | 108.5 | 102.59 | 78.22 | 0.74 | 49.22 |
| Dec-22 | 110.68 | 104.56 | 97.90 | 106.59 | 77.91 | 5.85 | 42.06 |
| Mar-23 | 106.21 | 100.81 | 92.95 | 105.52 | 77.61 | 5.36 | 36.85 |

Future Price Trend (Active Contract):



International and Domestic Price Comparison



Cotton Prices at Key Spot Markets:

| Commodity | Kapas | | Weekly Average Prices (Rs./Quintal) | | |
|----------------|-------------|-------------|-------------------------------------|----------------------------|--------|
| State | Centre | Variety | 24th Mar'22 to 30th Mar'22 | 17th Mar'22 to 23rd Mar'22 | Change |
| Gujarat | Ahmedabad | Shankar-6 | 11667 | 11500 | 167 |
| | Gondal | Shankar-6 | NA | 11743 | - |
| | Rajkot | B.T. Cotton | NA | 11474 | - |
| | Patan | B.T. Cotton | 11365 | 10647 | 718 |
| | Kadi | B.T. Cotton | 12083 | 10700 | 1383 |
| | Deesa | B.T. Cotton | NA | NA | - |
| | Dhrol | B.T. Cotton | NA | 10465 | - |
| Haryana | Bhiwani | B.T. Cotton | NA | NA | - |
| | Bhiwani | Desi | NA | NA | - |
| | Adampur | B.T. Cotton | 10750 | 10130 | 620 |
| | Fatehabad | B.T. Cotton | 10967 | 10580 | 387 |
| | Jind | B.T. Cotton | 10833 | 10000 | 833 |
| | Uchana | B.T. Cotton | 10470 | 10040 | 430 |
| | Dabwali | B.T. Cotton | 11179 | 10445 | 734 |
| Rajasthan | Hanumangarh | B.T. Cotton | 11283 | 11200 | 83 |
| | Rawatsar | B.T. Cotton | 11167 | 10567 | 600 |
| Madhya Pradesh | Khandwa | Mech-1 | NA | NA | - |

| | | | | | |
|----------------------|----------------|----------------|---|-----------------------------------|---------------|
| | Khargaon | Mech-1 | NA | NA | - |
| Maharashtra | Amravati | Mech-1 | 11892 | 10840 | 1052 |
| | Jamner | Medium Staple | NA | NA | - |
| Uttar Pradesh | Hathras | B.T. Cotton | NA | NA | - |
| | Hathras | Desi | NA | NA | - |
| Telangana | Adilabad | Un-Ginned | 10288 | 9933 | 354 |
| Karnataka | Bijapur | Bunny | 12340 | 10918 | 1421 |
| | Hubli | D.C.H. | NA | NA | - |
| | Hubli | B.T. Cotton | NA | NA | - |
| | Raichur | H-44 Cotton | 10767 | 10520 | 247 |
| Commodity | Lint | | Prices (Rs./Maund of 37.32kg each) | | Change |
| State | Centre | Variety | 24th Mar'22 to 30th Mar'22 | 17th Mar'22 to 23rd Mar'22 | |
| Punjab | Bhatinda | J-34 | 9021 | 8564 | 457 |
| | Abohar | J-34 | 9062 | 8580 | 482 |
| | Mansa | J-34 | 9032 | 8561 | 471 |
| Haryana | Sirsa | J-34 | 8755 | 8260 | 495 |
| Rajasthan | Sri-Ganganagar | J-34 | 8386 | 7925 | 461 |

Cotton Arrivals in Key Centers:

| | | | | | |
|------------------|---------------|----------------|--------------------------------------|-----------------------------------|---------------|
| Commodity | Kapas | | Weekly Sum Arrivals (Quintal) | | Change |
| State | Centre | Variety | 24th Mar'22 to 30th Mar'22 | 17th Mar'22 to 23rd Mar'22 | |
| Gujarat | Ahmedabad | Shankar-6 | 76500 | 180200 | -103700 |
| | Gondal | Shankar-6 | NA | 11983 | - |
| | Rajkot | B.T. Cotton | NA | 18000 | - |
| | Patan | B.T. Cotton | 13736 | 13490 | 246 |
| | Kadi | B.T. Cotton | 47000 | 67500 | -20500 |
| | Deesa | B.T. Cotton | NA | NA | - |
| | Dhrol | B.T. Cotton | NA | 98 | - |
| Haryana | Bhiwani | B.T. Cotton | NA | NA | - |
| | Bhiwani | Desi | NA | NA | - |
| | Adampur | B.T. Cotton | 16660 | 9180 | 7480 |
| | Fatehabad | B.T. Cotton | 2700 | 2700 | Unch |
| | Jind | B.T. Cotton | 5636 | 5024 | 612 |
| | Uchana | B.T. Cotton | 9050 | 6600 | 2450 |

| | | | | | |
|------------------|----------------|----------------|--------------------------------------|-----------------------------------|---------------|
| | Dabwali | B.T. Cotton | 1750 | 2900 | -1150 |
| Rajasthan | Hanumangarh | B.T. Cotton | 5300 | 2200 | 3100 |
| | Rawatsar | B.T. Cotton | 4900 | 3500 | 1400 |
| Madhya Pradesh | Khandwa | Mech-1 | NA | NA | - |
| | Khargaon | Mech-1 | NA | NA | - |
| Maharashtra | Amravati | Mech-1 | 83000 | 51000 | 32000 |
| | Jamner | Medium Staple | NA | NA | - |
| Uttar Pradesh | Hathras | B.T. Cotton | NA | NA | - |
| | Hathras | Desi | NA | NA | - |
| Telangana | Adilabad | Un-Ginned | 6541 | 17836 | -11294 |
| Karnataka | Bijapur | Bunny | 2793 | 1855 | 938 |
| | Hubli | D.C.H. | NA | NA | - |
| | Hubli | B.T. Cotton | NA | NA | - |
| | Raichur | H-44 Cotton | 30 | 23 | 7 |
| Commodity | Lint | | Weekly Sum Arrivals (Quintal) | | Change |
| State | Centre | Variety | 24th Mar'22 to 30th Mar'22 | 17th Mar'22 to 23rd Mar'22 | |
| Punjab | Bhatinda | J-34 | 22950 | 20400 | 2550 |
| | Abohar | J-34 | 2210 | 2635 | -425 |
| | Mansa | J-34 | 2380 | 2125 | 255 |
| Haryana | Sirsa | J-34 | 5950 | 6460 | -510 |
| Rajasthan | Sri-Ganganagar | J-34 | 1900 | 2700 | -800 |

Week on Week Price: Scenario of Cotton:

| Commodity | Kapas | | Today | Week Ago | Month Ago | Year Ago |
|-----------|-----------|-------------|----------|-----------|-----------|----------|
| State | Centre | Variety | 1-Apr-22 | 25-Mar-22 | 2-Mar-22 | 1-Apr-21 |
| Gujarat | Ahmedabad | Shankar-6 | Closed | 11500 | 10000 | Closed |
| | Gondal | Shankar-6 | 12580 | Closed | 10655 | 5500 |
| | Rajkot | B.T. Cotton | Closed | Closed | 10925 | 5530 |
| | Patan | B.T. Cotton | Closed | 11500 | 10035 | 5515 |
| | Kadi | B.T. Cotton | 12500 | 11000 | 9700 | 5550 |
| | Deesa | B.T. Cotton | NA | 0 | 0 | NA |
| | Dhrol | B.T. Cotton | Closed | NA | 9855 | NR |

| | | | | | | |
|-----------------------|----------------|----------------|-----------------|------------------|------------------|-----------------|
| Haryana | Bhiwani | B.T. Cotton | NA | 0 | 8400 | 5600 |
| | Bhiwani | Desi | NA | 0 | 0 | NA |
| | Adampur | B.T. Cotton | 10800 | 10400 | 9800 | 5350 |
| | Fatehabad | B.T. Cotton | 11100 | 10800 | 9500 | 5350 |
| | Jind | B.T. Cotton | 11700 | 10300 | 9400 | 5700 |
| | Uchana | B.T. Cotton | 10380 | 9950 | 9500 | 5385 |
| | Dabwali | B.T. Cotton | 11635 | 10800 | 10100 | NR |
| Rajasthan | Hanumangarh | B.T. Cotton | Closed | 10900 | 10200 | Closed |
| | Rawatsar | B.T. Cotton | 11000 | 10800 | 0 | Closed |
| Madhya Pradesh | Khandwa | Mech-1 | NA | 0 | Closed | 5491 |
| | Khargaon | Mech-1 | NA | 0 | Closed | 5427 |
| Maharashtra | Amravati | Mech-1 | Closed | 11850 | Closed | 5300 |
| | Jamner | Medium Staple | NA | 0 | 9510 | NA |
| Uttar Pradesh | Hathras | B.T. Cotton | NA | 0 | 0 | NA |
| | Hathras | Desi | NA | 0 | 0 | NA |
| Telangana | Adilabad | Un-Ginned | NA | 10100 | 0 | 5400 |
| Karnataka | Bijapur | Bunny | NR | 12101 | 10259 | 5929 |
| | Hubli | D.C.H. | NA | 0 | 0 | NA |
| | Hubli | B.T. Cotton | NA | 0 | 0 | NA |
| | Raichur | H-44 Cotton | NR | 11500 | 0 | 5470 |
| Commodity | Lint | | Today | Week Ago | Month Ago | Year Ago |
| State | Centre | Variety | 1-Apr-22 | 25-Mar-22 | 2-Mar-22 | 1-Apr-21 |
| Punjab | Bhatinda | J-34 | 9250 | 8775 | 7950 | 4590 |
| | Abohar | J-34 | 9250 | 8800 | 8000 | 4590 |
| | Mansa | J-34 | 9250 | 8790 | 7980 | 4580 |
| Haryana | Sirsa | J-34 | 8950 | 8480 | 7740 | 4520 |
| Rajasthan | Sri-Ganganagar | J-34 | 8601 | 8225 | 7379 | 4277 |

Cotton Arrivals in Key Centers:

| | | | | | | |
|------------------|---------------|----------------|---------------------------|---------------------------|---------------------------|---------------------------|
| Commodity | Kapas | | Arrivals (Quintal) | Arrivals (Quintal) | Arrivals (Quintal) | Arrivals (Quintal) |
| State | Centre | Variety | 1-Apr-22 | 25-Mar-22 | 2-Mar-22 | 1-Apr-21 |
| Gujarat | Ahmedabad | Shankar-6 | Closed | 25500 | 51000 | Closed |
| | Gondal | Shankar-6 | 870 | Closed | 1657 | #N/A |
| | Rajkot | B.T. Cotton | Closed | Closed | 5200 | #N/A |

| | | | | | | |
|-----------------------|----------------|----------------|---------------------------|---------------------------|---------------------------|---------------------------|
| | Patan | B.T. Cotton | Closed | 4780 | 1840 | 3450 |
| | Kadi | B.T. Cotton | 7000 | 10000 | 5000 | #N/A |
| | Deesa | B.T. Cotton | NA | 0 | 0 | #N/A |
| | Dhrol | B.T. Cotton | Closed | NA | 592 | #N/A |
| Haryana | Bhiwani | B.T. Cotton | NA | 0 | 400 | 1200 |
| | Bhiwani | Desi | NA | 0 | 0 | #N/A |
| | Adampur | B.T. Cotton | 1700 | 1700 | 1700 | #N/A |
| | Fatehabad | B.T. Cotton | 300 | 500 | 100 | #N/A |
| | Jind | B.T. Cotton | 1020 | 578 | 595 | #N/A |
| | Uchana | B.T. Cotton | 700 | 1550 | 2000 | #N/A |
| | Dabwali | B.T. Cotton | 500 | 300 | 500 | #N/A |
| | | | | | | |
| Rajasthan | Hanumangarh | B.T. Cotton | Closed | 1000 | 1500 | #N/A |
| | Rawatsar | B.T. Cotton | 200 | 1000 | 0 | 200 |
| Madhya Pradesh | Khandwa | Mech-1 | NA | 0 | Closed | #N/A |
| | Khargaon | Mech-1 | NA | 0 | Closed | #N/A |
| Maharashtra | Amravati | Mech-1 | Closed | 16000 | Closed | #N/A |
| | Jamner | Medium Staple | NA | 0 | 20 | #N/A |
| Uttar Pradesh | Hathras | B.T. Cotton | NA | 0 | 0 | #N/A |
| | Hathras | Desi | NA | 0 | 0 | #N/A |
| Telangana | Adilabad | Un-Ginned | NA | 1275.2 | 0 | 0 |
| Karnataka | Bijapur | Bunny | NR | 516 | 186 | 929 |
| | Hubli | D.C.H. | NA | 0 | 0 | 0 |
| | Hubli | B.T. Cotton | NA | 0 | 0 | 0 |
| | Raichur | H-44 Cotton | NR | 6 | 0 | 15 |
| Commodity | Lint | | Arrivals (Quintal) | Arrivals (Quintal) | Arrivals (Quintal) | Arrivals (Quintal) |
| State | Centre | Variety | 1-Apr-22 | 25-Mar-22 | 2-Mar-22 | 1-Apr-21 |
| Punjab | Bhatinda | J-34 | 2550 | 5100 | 5100 | 1360 |
| | Abohar | J-34 | 255 | 340 | 510 | 170 |
| | Mansa | J-34 | 340 | 425 | 170 | 340 |
| | Sirsa | J-34 | 680 | 850 | 510 | 510 |
| | Sri-Ganganagar | J-34 | 300 | 300 | 1500 | 500 |

Cotton Association of India Spot Rates:

| Trade Name | Staple | Micronaire | Strength/ GPT | Weekly Average Prices | | +/- Change |
|---------------------------------------|------------|------------|------------------|----------------------------------|----------------------------------|---------------|
| | | | | 24th Mar'22 to 30th Mar'22 | 17th Mar'22 to 23rd Mar'22 | |
| Bengal Deshi (RG)/Assam Comilla (101) | Below 22mm | 5.0 - 7.0 | 15 | 55500 | 53680 | 1820 |
| Bengal Deshi (SG)(201) | Below 22mm | 5.0 - 7.0 | 15 | 56000 | 54180 | 1820 |
| J-34(202) | 26mm | 3.5 - 4.9 | 23 | 81817 | 77600 | 4217 |
| H-4/ MECH-1(105) | 28mm | 3.5 - 4.9 | 27 | 85900 | 80720 | 5180 |
| Shankar-6(105) | 29mm | 3.5 - 4.9 | 28 | 81312 | 81640 | -328 |
| Bunny/ Brahma(105) | 31mm | 3.5 - 4.9 | 30 | 94200 | 86000 | 8200 |
| MCU-5/ Surabhi(106) | 32mm | 3.3 - 4.9 | 31 | NA | NA | - |
| DCH-32(107) | 34mm | 3.0 - 3.8 | 33 | 108667 | 102400 | 6267 |

Disclaimer

The information and opinions contained in the document have been compiled from sources believed to be reliable. The company does not warrant its accuracy, completeness and correctness. Use of data and information contained in this report is at your own risk. This document is not, and should not be construed as, an offer to sell or solicitation to buy any commodities. This document may not be reproduced, distributed or published, in whole or in part, by any recipient hereof for any purpose without prior permission from the Company. IASL and its affiliates and/or their officers, directors and employees may have positions in any commodities mentioned in this document (or in any related investment) and may from time to time add to or dispose of any such commodities (or investment). Please see the detailed disclaimer at © 2022 Indian Agribusiness Systems Ltd.