

**COTTON WEEKLY RESEARCH REPORT**

29<sup>th</sup> Aug 2022

**Domestic market summary**

**Domestic Market Scenario:** New Cotton arrivals has started coming into the market from northern and some parts of central India. All India's cotton sowing area crossed 124 lakh hectares so far. However, Monsoon is well in India till date hope for same up to harvesting. Agriwatch expects cotton fiber prices to range between Rs. 95,500 – Rs. 99,800 per candy.

**Weekly Price Outlook:**

The average price of Kapas in Andhra Pradesh is likely to hover around Rs.8000-10,000/Qtl.

**Major Market Highlights:**

- Indian rupee consolidated from Rs. 79.66 per USD.
- The Cotlook Index stood higher (114.40 cents/lbs) compared to the ICE Cotton Futures that stood at 101.58 cents/lbs.

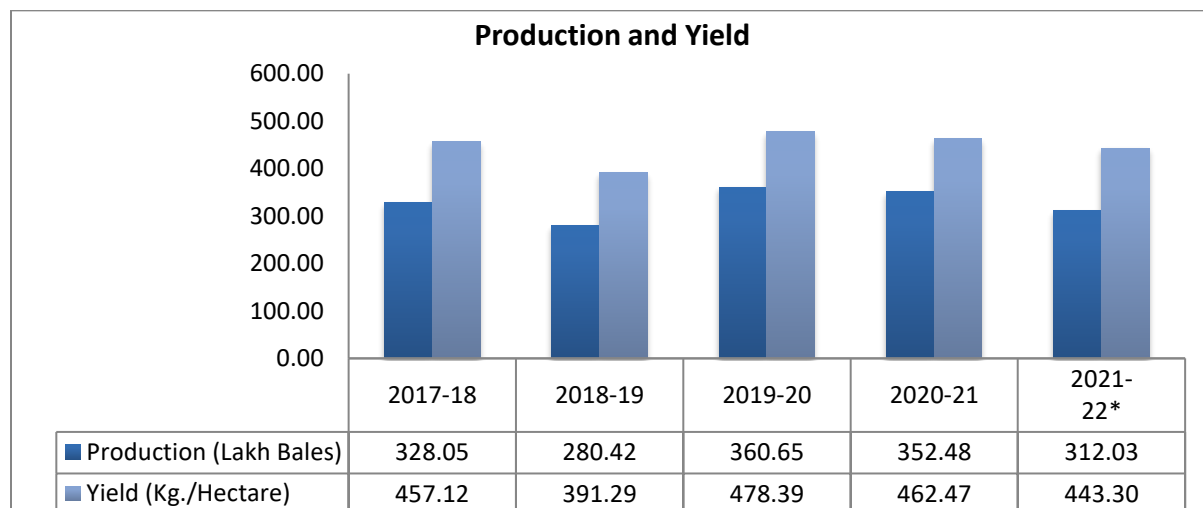
**Market Highlights:**

- MCX under the circular no. MCX/TRD/499/2022 has notified that the exchange is in process of modifying the Cotton contract specification. Accordingly, with effect from August 29, 2022, no fresh positions will be permitted in Cotton January 2023 expiry contract which has currently nil open interest. Cotton February 2023 expiry and subsequent expiry contracts will temporarily not be launched for trading till such time the revised contract specification is finalized. Also, No changes for other running Cotton contracts with Open Interest.
- According to the data released by Agriculture Ministry, as of 19<sup>th</sup> August 2022, Cotton sowing has been reported at 124.27 lakh hectares which was 116.51 lakh hectares same period last year. AgriWatch expects cotton sowing to reach 128 lakh hectares in the 2022-23 season. Earlier, due to excess rainfall in July month cotton sowing was affected in central and southern India.
- According to Punjab Agriculture Department, despite of the lower acreages in the 2022-23 season, cotton production in Punjab is expected to be at 8 lakh bales as compared to the previous 6.45 lakh bales in the 2021-22 season. Further, as per trade associates, overall cotton prices are expected to trade above than 10,000 per quintal in the 2022-23 season as the quality parameters will differ in the coming season in the major cotton growing districts of Mansa, Bhatinda and Fazilika.

Cotton Sowing (Lakh Hectares) As of 19 <sup>th</sup> Aug 2022			
States	2021-22	2022-23	Difference
Andhra Pradesh	4.20	5.59	1.39
Karnataka	6.10	7.75	1.65
Gujarat	22.48	25.36	2.88
Maharashtra	39.26	41.95	2.68
Madhya Pradesh	6.0	5.9	0.01
Rajasthan	6.28	6.52	0.27
Punjab	2.54	2.48	0.06
Haryana	6.88	6.50	0.37
<b>All India</b>	<b>116.51</b>	<b>124.27</b>	<b>7.75</b>

- AgriWatch expects cotton fiber prices to range between Rs. 97,500 – Rs. 99,800 per candy as the textile mills have reduced production amid a supply crunch from the domestic as well as international market.

### **Domestic Production & Yield**



Source: dacnet.nic.in \*04<sup>th</sup> Advance estimate as on 17.08.2022

- As per the 4<sup>th</sup> Advance Estimate, Cotton output in the country during the season 2021-22 is likely to fall by around 11% to 312.03 lakh bales from 352.48 lakh bales produced during 2020-21. Major reason behind the fall in production is decreased area and yield during the 2021-22 season.

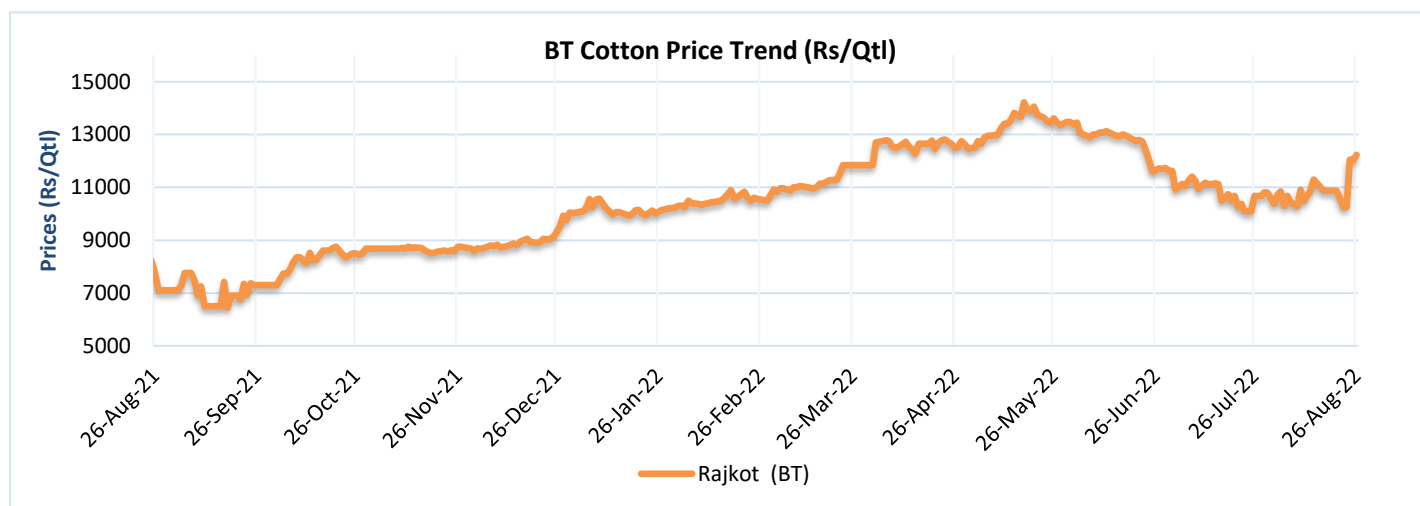
### **New Cotton Arrivals:**

- Northern India:** As per Agriwatch, new cotton arrivals are expected to come late in the 1<sup>st</sup> week of September 2022 from Rajasthan and Haryana. Although, arrivals had started from some districts of Punjab but are very slow. The new cotton prices at Bhatinda are currently at Rs. 9300 per quintal.
- Central India:** Arrivals have also started in Gujarat and Madhya Pradesh but are in smaller quantities, prices for the new cotton in Gujarat are currently at Rs. 11,600 to 12,000 per quintal whereas in Madhya Pradesh prices are at Rs. 9,511-11,001 per quintal. Arrivals are currently around 2-3 quintal; overall moisture content in the new cotton crop is around 30-35%.

## Domestic Cotton Prices Scenario

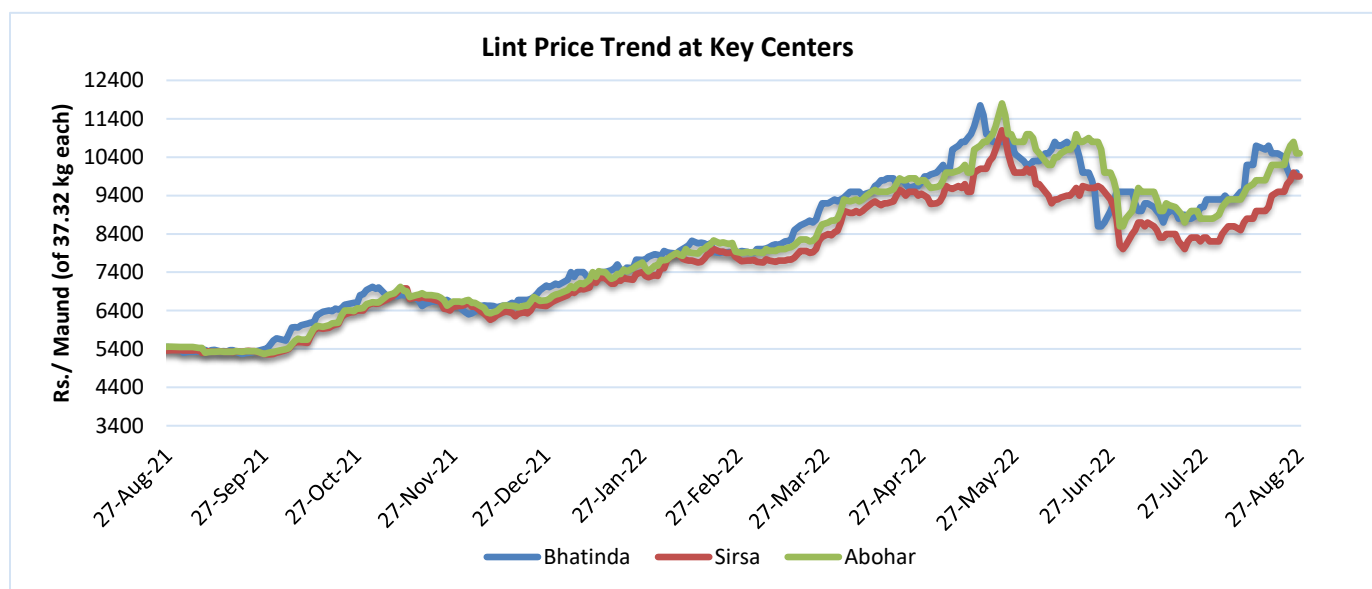
### Kapas (Raw Cotton) Weekly Price Scenario

**Weekly Price Review:** Weekly BT Cotton average prices at Rajkot stood slightly higher at Rs. 11363/Qtl compared to previous week's Rs. 11300/Qtl.



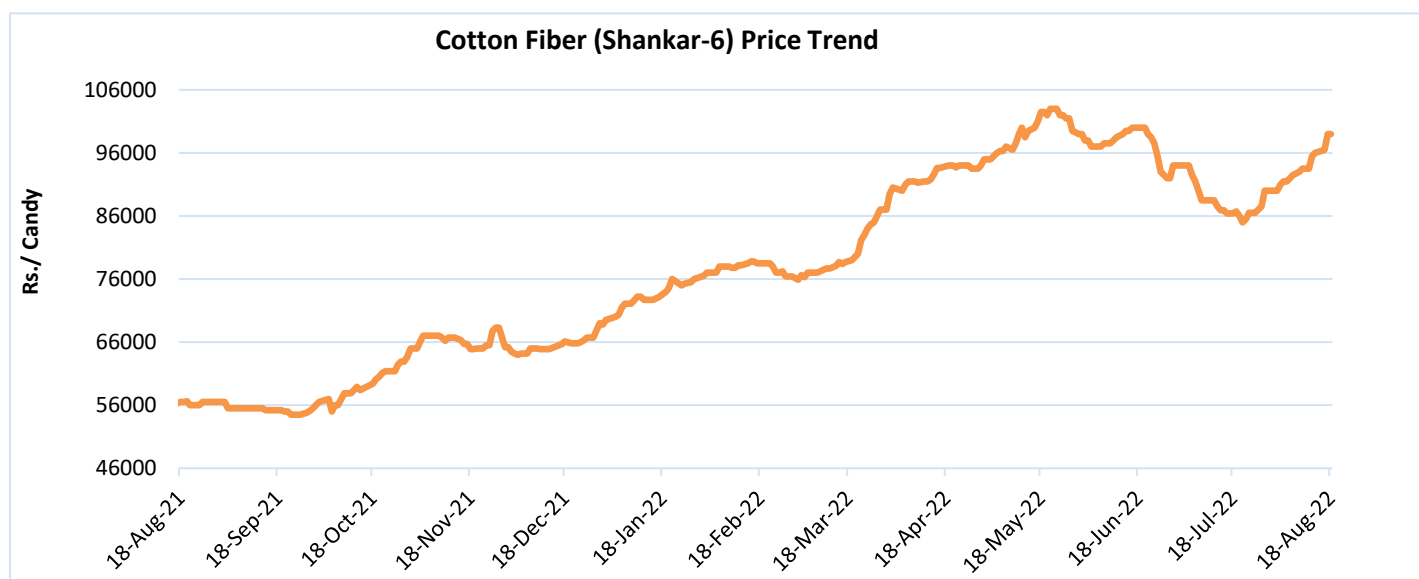
### Lint price Outlook

The average price stood slightly lower at Rs. 10000/maund this week compared to Rs.10625/maund previous week in Abohar, in Bhatinda prices were at Rs.10133/maund, and slightly lower in Sirsa at Rs.9558/maund from Rs.9850/maund previous week.



## Cotton Fiber price Outlook

The average cotton fiber (Shankar-6) prices of premium quality have slightly higher and is currently at Rs.97700/candy and is likely to remain range bound in the coming week amid tight supply.



Source: Cotton Association of India (CAI)

## Cotton Seed Oil and Cotton Seed Oil Cake

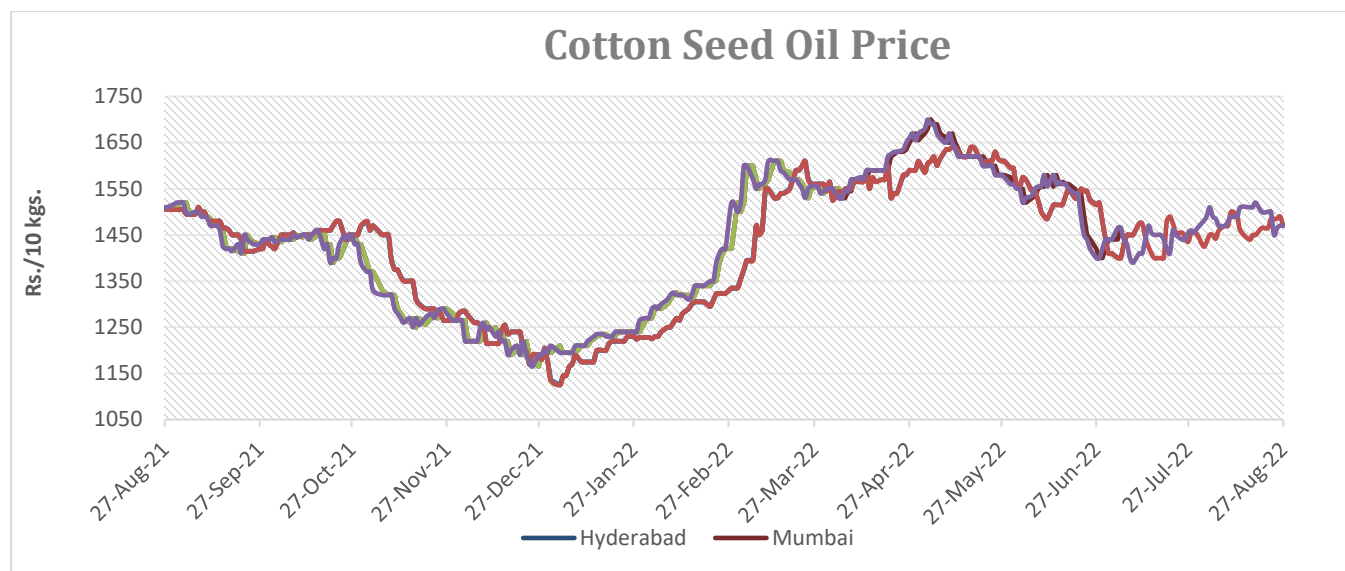
### Cotton Seed Oil weekly

#### Price Scenario

Cottonseed oil prices have showed a mixed trend across the major centers during the week ending on 27th Aug'22.

Center	Weekly Average Price as on (Rs/10 kg.)		% Change
	27-Aug-22	20-Aug-22	
Rajkot	1499	1495	0.28
Hyderabad	1448	1477	-2.00
Mumbai	1463	1505	-2.82

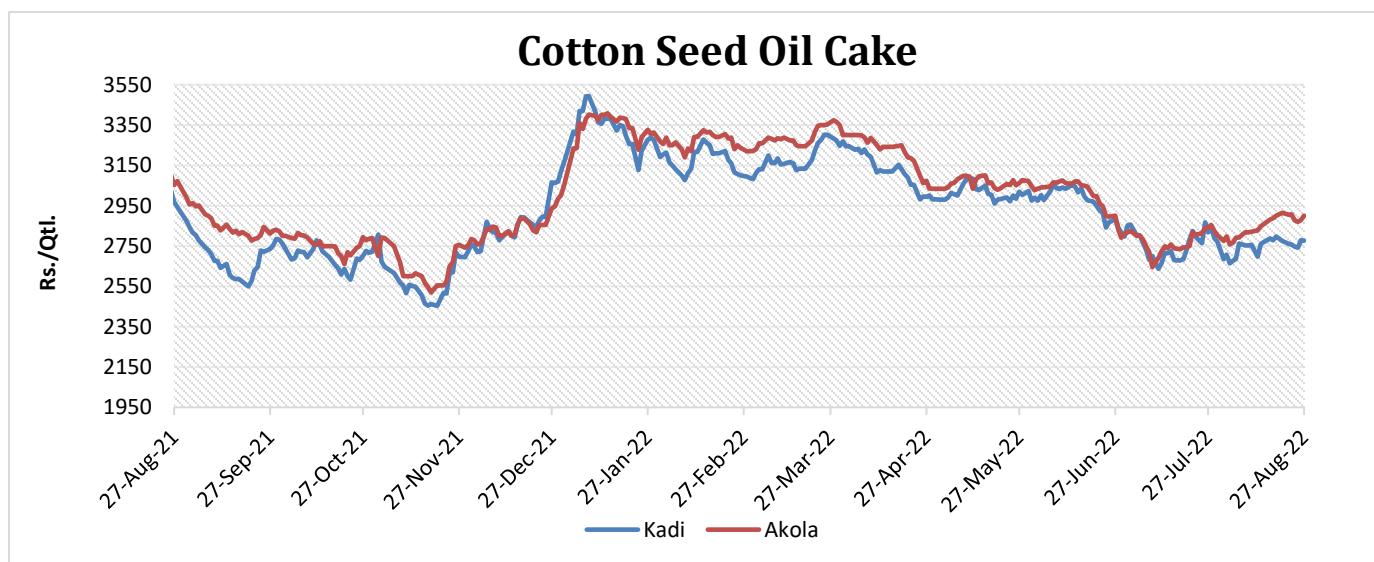
Source: Agriwatch



### Cotton Seed Oil Cake weekly price Scenario

The average price of cottonseed oilcake in the Kadi market has decreased slightly as compared to previous week. Prices in Kadi were at Rs. 2760 per quintal from Rs. 2784 per quintal and in Akola prices were at Rs. 2890 per quintal from Rs. 2896 per quintal the previous week.

Center	Weekly Average Price as on (Rs/quintal.)*		% Change
	27-Aug-22	22-Aug-22	
Kadi	2760	2784	-0.85
Akola	2890	2896	-0.21



Source: NCDEX

### Stock Position

MCX Stock Position as on 27 <sup>th</sup> Aug'2022			
Commodity	Location	Unit of Measure	Eligible Quantity
Cotton Bales	YAVATMAL	Bales	3325
Cotton Bales	KADI	Bales	300
Cotton Bales	RAJKOT	Bales	550
Cotton Bales	JALNA	Bales	-
Cotton Bales	MUNDRA	Bales	-
Cotton Bales	ADILABAD	Bales	1475
		<b>Total</b>	<b>5650</b>

### International Market Scenario

World Cotton Balance Sheet			
	2020-21	2021-22#	2022-23*
Area Harvested	31,420	32,310	32,758
Opening Stock	97,646	88,074	84,721
Production	1,11,481	1,15,955	1,17,013
Imports	49,078	42,977	44,574
Total Supply	2,58,205	2,47,045	2,46,308
Exports	48,514	43,286	44,580
Domestic Consumption	1,21,617	1,19,218	1,19,085
Ending Stock	88,074	84,721	82,778
Yield	772	781	778

Source: USDA \*Global projected 2022-23; #estimated 2021-22

\*Attribute Unit Description: Area in 1000 Ha; Yield of Cotton in Kg/Ha; Quantity of Cotton in 1000 480-lb Bales

- According to the U.S. Crop progress report, as of 21<sup>st</sup> Aug 2022, U.S cotton Cotton Bolls opening stands at 19 percent which is higher than that of the previous season (13 percent). In the previous week cotton bolls opening was 15 percent. Overall 5 percent of the U.S Cotton Crop is in excellent condition, 26 percent in good to a fair condition which was 29 percent in the previous week.
- Overall, the cotton crop is likely to get affected in the 2022-23 season due to adverse weather in the major cotton-producing countries. As the U.S. cotton crop is being affected due to drought. The U.S.

Department of Agriculture has forecasted for the domestic cotton crop to 12.6 million bales, which would be down by around 28% from last year. Severe drought and some of the hottest weather have scorched fields and driven a historically high level of abandonment in the Southwest.

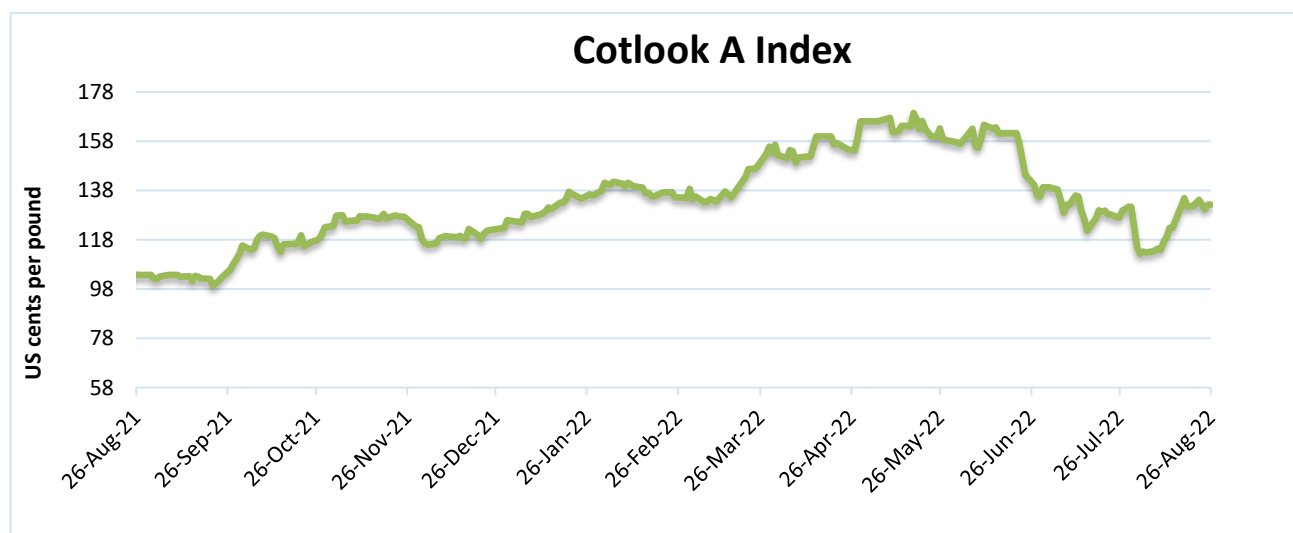
- China is also likely to have a lower production in the 2022-23 season as the crop is getting affected due to severe heat waves. Also, one of the largest cotton exporters Brazil is battling with extreme heat and drought that have already reduced the yields by nearly 30 percent in the 2022-23 season.

### Cotlook A Index

Cotlook A Index was lower this week. The Cotlook A Index was at 132.30 cents/lb lower as compared to the previous week (132.49 cents/lb).

Cotlook A Index	Weekly Average Price change as on		% Change
	27-Aug-22	20-Aug-22	
Prices	132.30	132.49	-0.14
Prices in US cents per Pound			

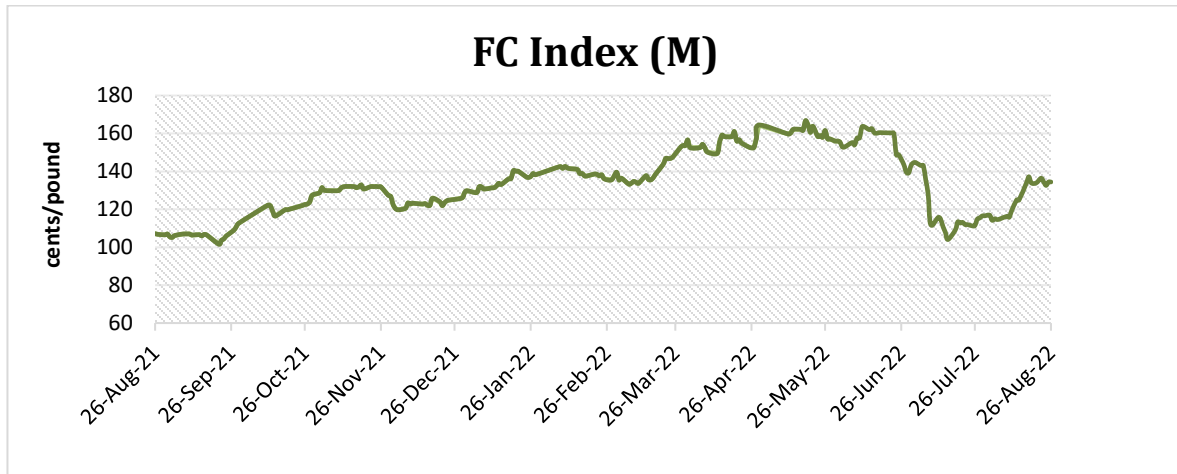
Source: Cotlook



### China Cotton Index and Foreign Cotton Index

Cotton Index	Weekly Average Price as on		% Change
	27-Aug-22	20-Aug-22	
FC (S)	135.77	136.04	-0.19
FC (M)	134.46	134.73	-0.20
FC (L)	133.23	133.52	-0.21
Prices in US cents per Pound			

Source: China Cotton Association



Cotton Index	Weekly Average Price as on		% Change
	27-Aug-22	20-Aug-22	
CCIndex(328)	15947.40	15916.50	0.19
CCIndex(527)	14533.00	14605.75	-0.50
CCIndex(229)	16313.40	16298.00	0.09
Prices in Yuan per ton			

Source: China Cotton Association



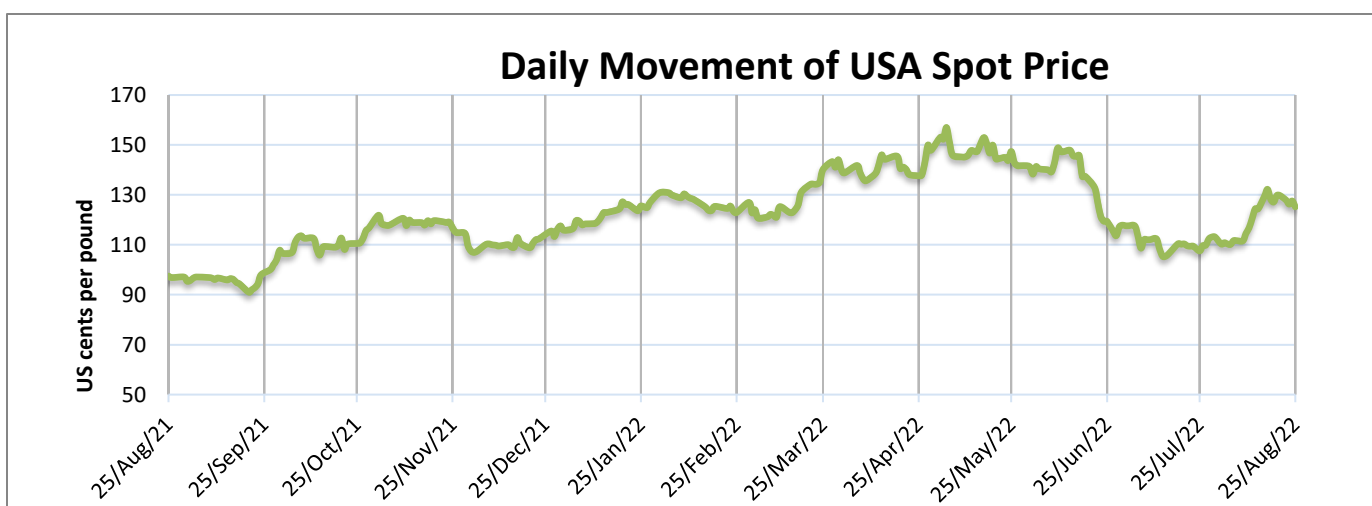


## USA Spot Prices

U.S.A spot prices was at 126.73 cents per pound last week.

USA Spot Prices	Monthly Average Price as on		% Change
	27-Aug-22	20-Aug-22	
Prices	126.73	129.44	-2.10
Prices in US cents per Pound			

Source: USDA



## Pakistan Spot Prices

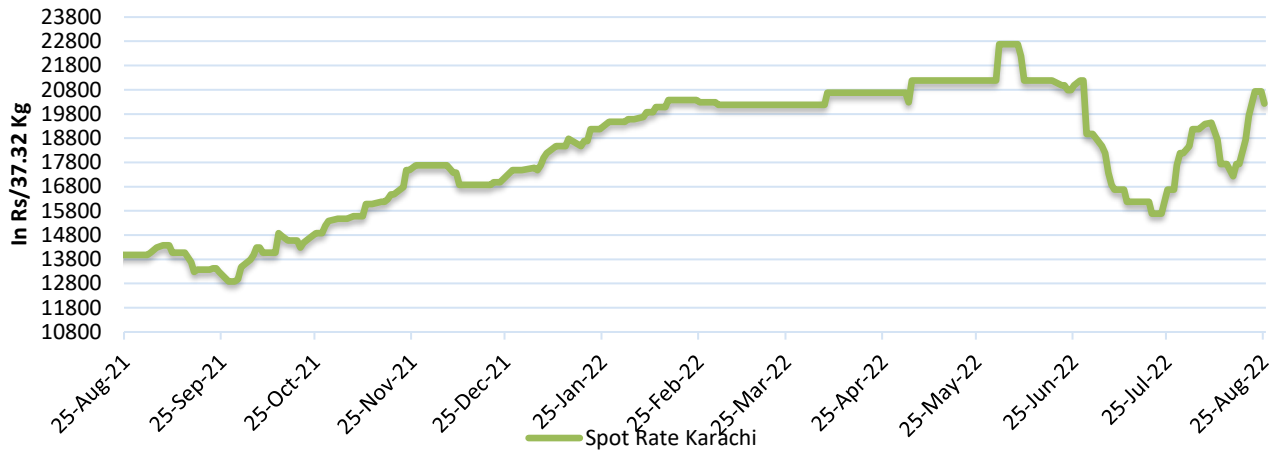
The Karachi spot price had increased at Rs.22509/q same as the previous week.

Karachi Spot Prices	Weekly Average Price as on		% Change
	27-Aug-22	20-Aug-22	
Prices	22509	20435	10.15
Prices in Rs per 37.32 Kg			

Source: Fibre2fashion.com



### Spot Rate Karachi



**Commodity: Cotton**
**Exchange: MCX**
**Contract: Sep**
**Expiry: Sep. 30, 2021**
**Cotton – Technical Outlook**
**Technical Chart:**

**Technical Commentary:**

- As depicted in the above chart, the overall trend remains up and intact. However, prices may take support at 47000 level and can retrace back.
- MACD may crossover which further indicates bearish momentum while oscillator RSI pointing down in the neutral zone. Both indicators point for a range-bound market with a slightly weak bias.
- Overall, the prices are expected to remain range-bound to slightly weak in the coming days.

Intraday Supports & Resistances			S1	S2	PCP	R1	R2
Cotton	MCX	Sep	48180	48260	48600	48810	48930
Intraday Trade Call			Call	Entry	T1	T2	SL
Cotton	MCX	Sep	Buy	48590	48690	48780	48520

\* Do not carryforward the position the next day.

**Commodity: Cotton seed oilcake**
**Exchange: MCX**
**Contract: Sep**
**Expiry: Sep. 30, 2021**

### Cottonseed Oilcake

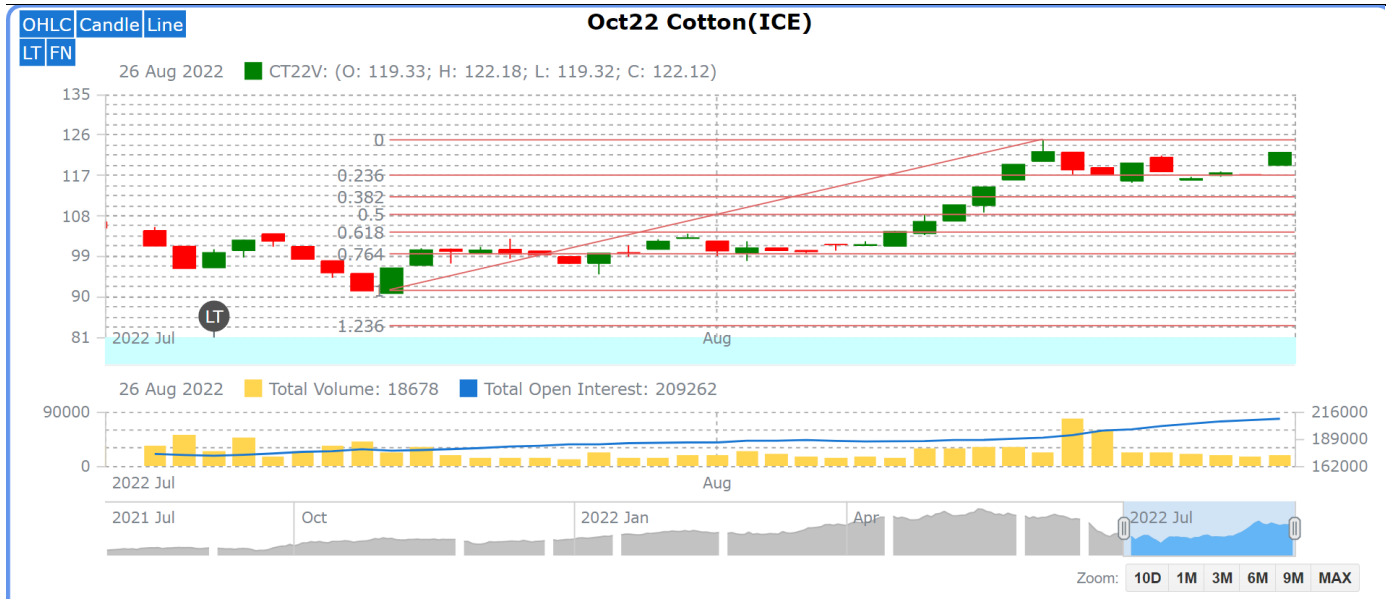
#### Technical Chart:



#### Technical Commentary:

- As evident from the above chart overall upward trend was followed in the last week.
- Currently market is trading below 50 DMA; the market has broken up to 61% Fibonacci retracement level.
- RSI indicating weak buying strength.
- Market is expected to remain elevated in the coming week.

Intraday Supports & Resistances			S1	S2	PCP	R1	R2
Cottonseed oilcake	NCDEX	Sep	2561	2631	2751	2891	2951
Intraday Trade Call			Call	Entry	T1	T2	SL
Cottonseed oilcake	NCDEX	Sep	Buy	2741	2841	2861	2671



### Technical Analysis of Cotton Future (Oct'22Contract) at ICE

- The Oct'22' contract has showed a range bound movement in the last week.
- Total volume increased & Open Interest decreased compared to last week.
- Market is further expected to remain elevated in the coming week.

#### Expected Price Range During Coming month

Expected Trend	Expected Trading Band
Firm	118-140

#### Expected Support and Resistance

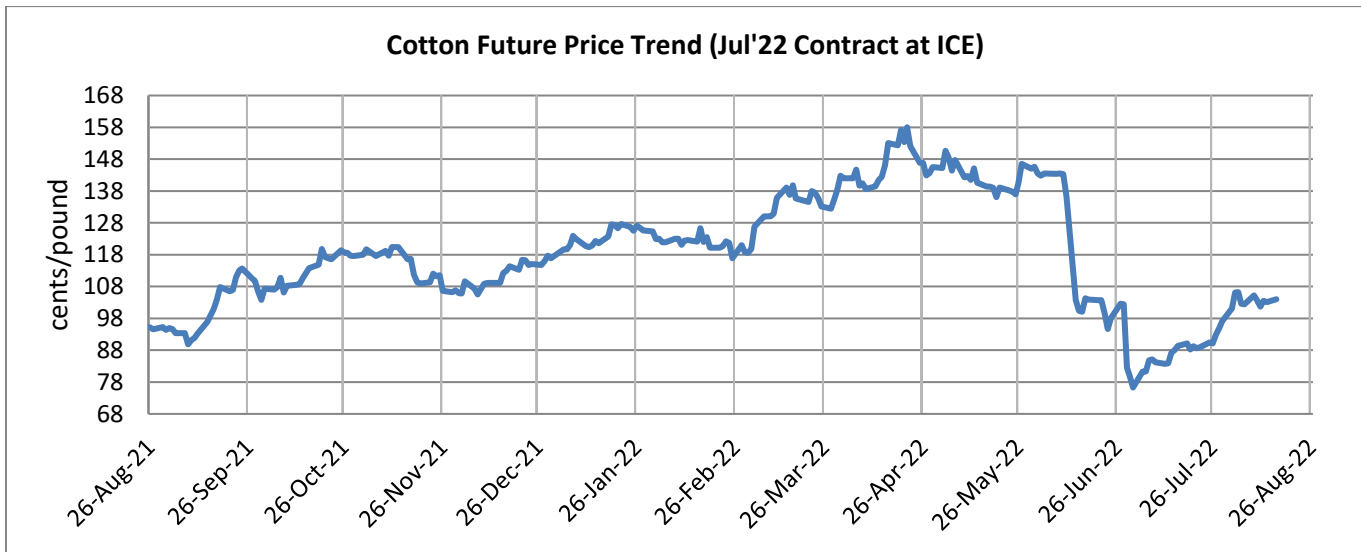
Support 1	Support 2	Resistance 1	Resistance 2
115	108	125	132

Figures in US cents/pound

### Cotton Future Prices at ICE

Cotton Prices in Future Contract on ICE						Prices in cents/Lb	
Contracts	26-Aug-22	27-Jul-22	28-May-22	27-Feb-22	26-Aug-21	% Change over a month	% Change over previous year
Jul-22	103.97	88.01	139.42	119.22	91.08	18.13	14.15
Oct-22	95.30	82.58	130.55	107.23	95.36	15.40	-0.06
Dec-22	114.20	95.07	122.55	103.03	94.16	20.12	21.28
Mar-23	111.41	91.46	121.78	126.35	93.20	21.81	19.54
May-23	108.43	89.31	117.99	122.75	92.66	21.41	17.02

### Future Price Trend (Active Contract):



Cotton Prices at Key Spot Markets:

Commodity	Kapas		Weekly Average Prices (Rs./Quintal)		Change
State	Centre	Variety	22nd Aug'22 to 27th Aug'22	15th Aug'22 to 20th Aug'22	
Gujarat	Ahmedabad	Shankar-6	NA	NA	-
	Gondal	Shankar-6	NA	NA	-
	Rajkot	B.T. Cotton	11641	NA	-
	Patan	B.T. Cotton	NA	NA	-
	Kadi	B.T. Cotton	NA	NA	-
	Deesa	B.T. Cotton	NA	NA	-
	Dhrol	B.T. Cotton	NA	NA	-
Haryana	Bhiwani	B.T. Cotton	NA	NA	-
	Bhiwani	Desi	NA	NA	-
	Adampur	B.T. Cotton	NA	NA	-
	Fatehabad	B.T. Cotton	NA	NA	-
	Jind	B.T. Cotton	NA	NA	-
	Uchana	B.T. Cotton	NA	NA	-
	Dabwali	B.T. Cotton	NA	NA	-
Rajasthan	Hanumangarh	B.T. Cotton	NA	NA	-
	Rawatsar	B.T. Cotton	NA	NA	-
Madhya Pradesh	Khandwa	Mech-1	NA	NA	-
	Khargaon	Mech-1	NA	NA	-
Maharashtra	Amravati	Mech-1	NA	NA	-
	Jamner	Medium Staple	NA	NA	-
Uttar Pradesh	Hathras	B.T. Cotton	NA	NA	-
	Hathras	Desi	NA	NA	-
Telangana	Adilabad	Un-Ginned	NA	NA	-
Andhra Pradesh	Adoni	Un-Ginned	10522	10516	6
Karnataka	Bijapur	Bunny	11570	11861	-291
	Hubli	D.C.H.	NA	NA	-
	Hubli	B.T. Cotton	NA	NA	-
	Raichur	H-44 Cotton	NA	NA	-
Commodity	Lint		Prices (Rs./Maund of 37.32kg each)		Change

State	Centre	Variety	22nd Aug'22 to 27th Aug'22	15th Aug'22 to 20th Aug'22	
Punjab	Bhatinda	J-34	NA	NA	-
	Abohar	J-34	NA	NA	-
	Mansa	J-34	NA	NA	-
Haryana	Sirsa	J-34	9558	9850	-292
Rajasthan	Sri-Ganganagar	J-34	NA	NA	-

### Cotton Arrivals in Key Centers:

Commodity	Kapas		Weekly Sum Arrivals (Quintal)		
State	Centre	Variety	22nd Aug'22 to 27th Aug'22	15th Aug'22 to 20th Aug'22	Change
Gujarat	Ahmedabad	Shankar-6	NA	NA	-
	Gondal	Shankar-6	NA	NA	-
	Rajkot	B.T. Cotton	NA	NA	-
	Patan	B.T. Cotton	NA	NA	-
	Kadi	B.T. Cotton	NA	NA	-
	Deesa	B.T. Cotton	NA	NA	-
	Dhrol	B.T. Cotton	NA	NA	-
Haryana	Bhiwani	B.T. Cotton	NA	NA	-
	Bhiwani	Desi	NA	NA	-
	Adampur	B.T. Cotton	NA	NA	-
	Fatehabad	B.T. Cotton	NA	NA	-
	Jind	B.T. Cotton	NA	NA	-
	Uchana	B.T. Cotton	NA	NA	-
	Dabwali	B.T. Cotton	NA	NA	-
Rajasthan	Hanumangarh	B.T. Cotton	NA	NA	-
	Rawatsar	B.T. Cotton	NA	NA	-
Madhya Pradesh	Khandwa	Mech-1	NA	NA	-
	Khargaon	Mech-1	NA	NA	-
Maharashtra	Amravati	Mech-1	NA	NA	-
	Jamner	Medium Staple	NA	NA	-
Uttar Pradesh	Hathras	B.T. Cotton	NA	NA	-
	Hathras	Desi	NA	NA	-
Telangana	Adilabad	Un-Ginned	NA	NA	-
Andhra Pradesh	Adoni	Un-Ginned	3177	5268	-2091



<b>Karnataka</b>	Bijapur	Bunny	1182	937	245
	Hubli	D.C.H.	NA	NA	-
	Hubli	B.T. Cotton	NA	NA	-
	Raichur	H-44 Cotton	NA	NA	-
<b>Commodity</b>	<b>Lint</b>		<b>Weekly Sum Arrivals (Quintal)</b>		<b>Change</b>
<b>State</b>	<b>Centre</b>	<b>Variety</b>	<b>22nd Aug'22 to 27th Aug'22</b>	<b>15th Aug'22 to 20th Aug'22</b>	
<b>Punjab</b>	Bhatinda	J-34	NA	NA	-
	Abohar	J-34	NA	NA	-
	Mansa	J-34	NA	NA	-
<b>Haryana</b>	Sirsa	J-34	NA	NA	-
<b>Rajasthan</b>	Sri-Ganganagar	J-34	NA	NA	-

**Week on Week Price: Scenario of Cotton:**

<b>Commodity</b>	<b>Kapas</b>		<b>Today</b>	<b>Week Ago</b>	<b>Month Ago</b>	<b>Year Ago</b>
<b>State</b>	<b>Centre</b>	<b>Variety</b>	<b>27-Aug-22</b>	<b>20-Aug-22</b>	<b>28-Jul-22</b>	<b>27-Aug-21</b>
<b>Gujarat</b>	Ahmedabad	Shankar-6	NA	NA	NA	NA
	Gondal	Shankar-6	NA	Closed	10855	0
	Rajkot	B.T. Cotton	Closed	NA	10680	7105
	Patan	B.T. Cotton	NA	NA	NA	NA
	Kadi	B.T. Cotton	NA	NA	NA	NA
	Deesa	B.T. Cotton	NA	NA	NA	1150
	Dhrol	B.T. Cotton	NA	NA	NA	7500
<b>Haryana</b>	Bhiwani	B.T. Cotton	NA	NA	NA	NA
	Bhiwani	Desi	NA	NA	NA	NA
	Adampur	B.T. Cotton	NA	NA	9500	6600
	Fatehabad	B.T. Cotton	NA	NA	NA	NA
	Jind	B.T. Cotton	NA	NA	NA	NA
	Uchana	B.T. Cotton	NA	NA	NA	NA
	Dabwali	B.T. Cotton	NA	NA	NA	NA
<b>Rajasthan</b>	Hanumangarh	B.T. Cotton	NA	NA	NA	NA
	Rawatsar	B.T. Cotton	NA	NA	NA	NA
<b>Madhya Pradesh</b>	Khandwa	Mech-1	NA	NA	NA	NA
	Khargaon	Mech-1	NA	NA	NA	NA

<b>Maharashtra</b>	Amravati	Mech-1	Closed	10500	Closed	NA
	Jamner	Medium Staple	NA	NA	9000	NA
<b>Uttar Pradesh</b>	Hathras	B.T. Cotton	NA	NA	NA	6600
	Hathras	Desi	NA	NA	NA	NA
<b>Telangana</b>	Adilabad	Un-Ginned	NA	0	NA	NA
<b>Andhra Pradesh</b>	Adoni	Un-Ginned	NA	12179	NA	8136
<b>Karnataka</b>	Bijapur	Bunny	NA	12025	10111	7676
	Hubli	D.C.H.	NA	NA	NA	NA
	Hubli	B.T. Cotton	NA	NA	NA	NA
	Raichur	H-44 Cotton	NA	11500	0	0
<b>Commodity</b>	<b>Lint</b>		<b>Today</b>	<b>Week Ago</b>	<b>Month Ago</b>	<b>Year Ago</b>
<b>State</b>	<b>Centre</b>	<b>Variety</b>	<b>27-Aug-22</b>	<b>20-Aug-22</b>	<b>28-Jul-22</b>	<b>27-Aug-21</b>
<b>Punjab</b>	Bhatinda	J-34	10000	10500	9100	5450
	Abohar	J-34	9500	10500	9200	5450
	Mansa	J-34	NA	0	0	5450
<b>Haryana</b>	Sirsa	J-34	9500	9900	8500	5360
<b>Rajasthan</b>	Sri-Ganganagar	J-34	NA	0	0	0

**Cotton Arrivals in Key Centers:**

<b>Commodity</b>	<b>Kapas</b>		<b>Arrivals (Quintal)</b>	<b>Arrivals (Quintal)</b>	<b>Arrivals (Quintal)</b>	<b>Arrivals (Quintal)</b>
<b>State</b>	<b>Centre</b>	<b>Variety</b>	<b>27-Aug-22</b>	<b>20-Aug-22</b>	<b>28-Jul-22</b>	<b>27-Aug-21</b>
<b>Gujarat</b>	Ahmedabad	Shankar-6	NA	0	0	0
	Gondal	Shankar-6	Closed	Closed	7350	5000
	Rajkot	B.T. Cotton	Closed	NA	80	30
	Patan	B.T. Cotton	NA	NA	NA	NA
	Kadi	B.T. Cotton	NA	NA	NA	NA
	Deesa	B.T. Cotton	NA	NA	NA	NA
	Dhrol	B.T. Cotton	NA	0	0	1
<b>Haryana</b>	Bhiwani	B.T. Cotton	NA	NA	NA	NA
	Bhiwani	Desi	NA	NA	NA	NA
	Adampur	B.T. Cotton	NA	0	0	170
	Fatehabad	B.T. Cotton	NA	NA	NA	NA
	Jind	B.T. Cotton	NA	NA	NA	NA
	Uchana	B.T. Cotton	NA	NA	NA	NA

	Dabwali	B.T. Cotton	NA	NA	NA	NA
<b>Rajasthan</b>	Hanumangarh	B.T. Cotton	NA	NA	NA	NA
	Rawatsar	B.T. Cotton	NA	NA	NA	NA
<b>Madhya Pradesh</b>	Khandwa	Mech-1	NA	NA	0	0
	Khargaon	Mech-1	NA	NA	0	0
<b>Maharashtra</b>	Amravati	Mech-1	Closed	3000	Closed	0
	Jamner	Medium Staple	NA	0	35	0
<b>Uttar Pradesh</b>	Hathras	B.T. Cotton	NA	NA	0	100
	Hathras	Desi	NA	NA	0	0
<b>Telangana</b>	Adilabad	Un-Ginned	NA	0	0	0
<b>Andhra Pradesh</b>	Adoni	Un-Ginned	NA	935	0	79
<b>Karnataka</b>	Bijapur	Bunny	NA	215	40	102
	Hubli	D.C.H.	NA	0	0	0
	Hubli	B.T. Cotton	NA	0	0	0
	Raichur	H-44 Cotton	NA	6	0	0
<b>Commodity</b>	<b>Lint</b>		<b>Arrivals (Quintal)</b>	<b>Arrivals (Quintal)</b>	<b>Arrivals (Quintal)</b>	<b>Arrivals (Quintal)</b>
<b>State</b>	<b>Centre</b>	<b>Variety</b>	<b>27-Aug-22</b>	<b>20-Aug-22</b>	<b>28-Jul-22</b>	<b>27-Aug-21</b>
<b>Punjab</b>	Bhatinda	J-34	NA	NA	NA	NA
	Abohar	J-34	NA	NA	NA	NA
	Mansa	J-34	NA	NA	NA	NA
<b>Haryana</b>	Sirsa	J-34	NA	NA	NA	NA
<b>Rajasthan</b>	Sri-Ganganagar	J-34	NA	NA	NA	NA

**Cotton Association of India Spot Rates:**

Trade Name	Staple	Micronaire	Strength/ GPT	Weekly Average Prices		+/- Change
				22nd Aug'22 to 27th Aug'22	15th Aug'22 to 20th Aug'22	
Bengal Deshi (RG)/Assam Comilla (101)	Below 22mm	5.0 - 7.0	15	65100	67525	<b>-2425</b>
Bengal Deshi (SG)(201)	Below 22mm	5.0 - 7.0	15	65800	68225	<b>-2425</b>
J-34(202)	26mm	3.5 - 4.9	23	90800	94475	<b>-3675</b>
H-4/ MECH-1(105)	28mm	3.5 - 4.9	27	95000	96000	<b>-1000</b>
Shankar-6(105)	29mm	3.5 - 4.9	28	97700	98875	<b>-1175</b>
Bunny/ Brahma(105)	31mm	3.5 - 4.9	30	103000	102375	<b>625</b>
MCU-5/ Surabhi(106)	32mm	3.3 - 4.9	31	NA	NA	<b>-</b>
DCH-32(107)	34mm	3.0 - 3.8	33	99000	97250	<b>1750</b>

**Disclaimer**

The information and opinions contained in the document have been compiled from sources believed to be reliable. The company does not warrant its accuracy, completeness and correctness. Use of data and information contained in this report is at your own risk. This document is not, and should not be construed as, an offer to sell or solicitation to buy any commodities. This document may not be reproduced, distributed or published, in whole or in part, by any recipient hereof for any purpose without prior permission from the Company. IASL and its affiliates and/or their officers, directors and employees may have positions in any commodities mentioned in this document (or in any related investment) and may from time to time add to or dispose of any such commodities (or investment). Please see the detailed disclaimer at © 2022 Indian Agribusiness Systems Ltd.