

**COTTON WEEKLY RESEARCH REPORT**

05<sup>th</sup> Sep 2022

**Domestic market summary**

**Domestic Market Scenario:** As the Indian cotton sowing has increased by around 6.61% for the 2022-23 season, the raw cotton prices have started falling in the local market. All India's cotton sowing area crossed 125 lakh hectares so far. However, the cotton crop remains under threat due to adverse weather conditions and pest attacks in the major cotton-growing states.

New Cotton arrivals has started coming into the market from northern and some parts of central India. Whereas, in southern India heavy and untimely rainfall has affected the cotton crop in Tamil Nadu. As per sources, around 100 acres of cotton and maize crop is expected to get affected. Agriwatch expects cotton fiber prices to range between Rs. 95,500 – Rs. 99,800 per candy.

**Weekly Price Outlook:**

The average price of Kapas in Andhra Pradesh is likely to hover around Rs.9,400-9,900/Qtl.

**Major Market Highlights:**

- Indian rupee consolidated from Rs. 79.71 per USD.
- The Cotlook Index stood higher (126.60 cents/lbs) compared to the ICE Cotton Futures that stood at 108.39 cents/lbs.

**Market Highlights:**

According to the data released by Agriculture Ministry, as of 02<sup>nd</sup> September 2022, Cotton sowing has been reported at 125.68 lakh hectares which was 117.67 lakh hectares in the previous 2021-22 season.

MCX vide circular no. MCX/TRD/499/2022 has notified that the exchange is in process of modifying the Cotton contract specification. Accordingly, with effect from August 29<sup>th</sup>, 2022, no fresh positions will be permitted in Cotton January 2023 expiry contract which has currently nil open interest. Cotton February 2023 expiry and subsequent expiry

Cotton Sowing (Lakh Hectares) As of 02 <sup>nd</sup> Sept 2022			
States	2021-22	2022-23	Difference
Andhra Pradesh	4.81	5.88	1.07
Karnataka	6.27	8.12	1.84
Gujarat	22.51	25.45	2.93
Maharashtra	39.36	42.29	2.92
Madhya Pradesh	6.0	5.99	0.01
Rajasthan	6.28	6.52	0.27
Punjab	2.54	2.48	0.06
Haryana	6.88	6.50	0.37
<b>All India</b>	<b>117.67</b>	<b>125.68</b>	<b>8.01</b>

Source: Ministry of Agriculture

contracts will temporarily not be launched for trading till such time the revised contract specification is finalized. Also, No changes for other running cotton contracts with Open Interest.

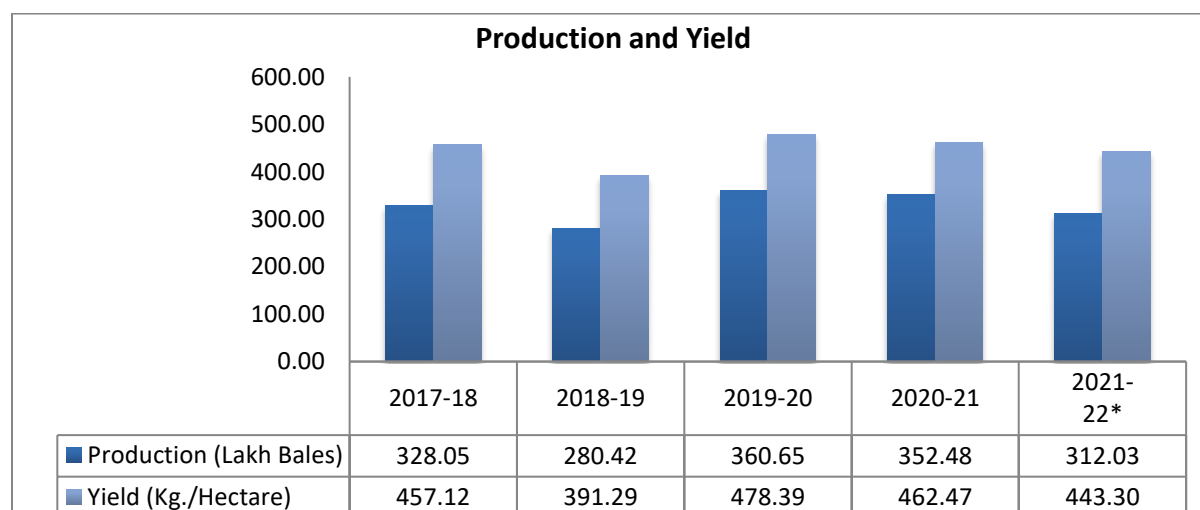
Meanwhile, Indian Cotton Association Limited, expects cotton production in northern India to increase by 23.40% in the coming 2022-23 season. Despite of lower acreages and limited damage in the few areas of Punjab overall the production in north is expected to increase amid good crop progress. As per AgriWatch, currently, the crop is in good condition and arrivals have also begun in the market, arrivals are further expected to increase from October month.

### Area and Production Estimate of Northern and NW India States by ICAL:

North Indian Area & Production						
States	Area (lakh hectares)		Production (lakh bales)		Agriwatch (Production Estimate: lakh bales)	
	2021-22	2022-23*	2021-22	2022-23*	2021-22	2022-23*
Punjab	2.54	2.48	7.21	6.89	7.82	6.30
Haryana	6.88	6.50	15.11	19.49	17.48	19.63
Rajasthan	6.28	6.52	26.12	33.08	25.84	29.27

Source: ICAL; Agriwatch

### Domestic Production & Yield



Source: dacnet.nic.in \*04<sup>th</sup> Advance estimate as on 17.08.2022

- As per the 4<sup>th</sup> Advance Estimate, Cotton output in the country during the season 2021-22 is likely to fall by around 11% to 312.03 lakh bales from 352.48 lakh bales produced during 2020-21. Major reason behind the fall in production is decreased area and yield during the 2021-22 season.

**New Cotton Arrivals:**

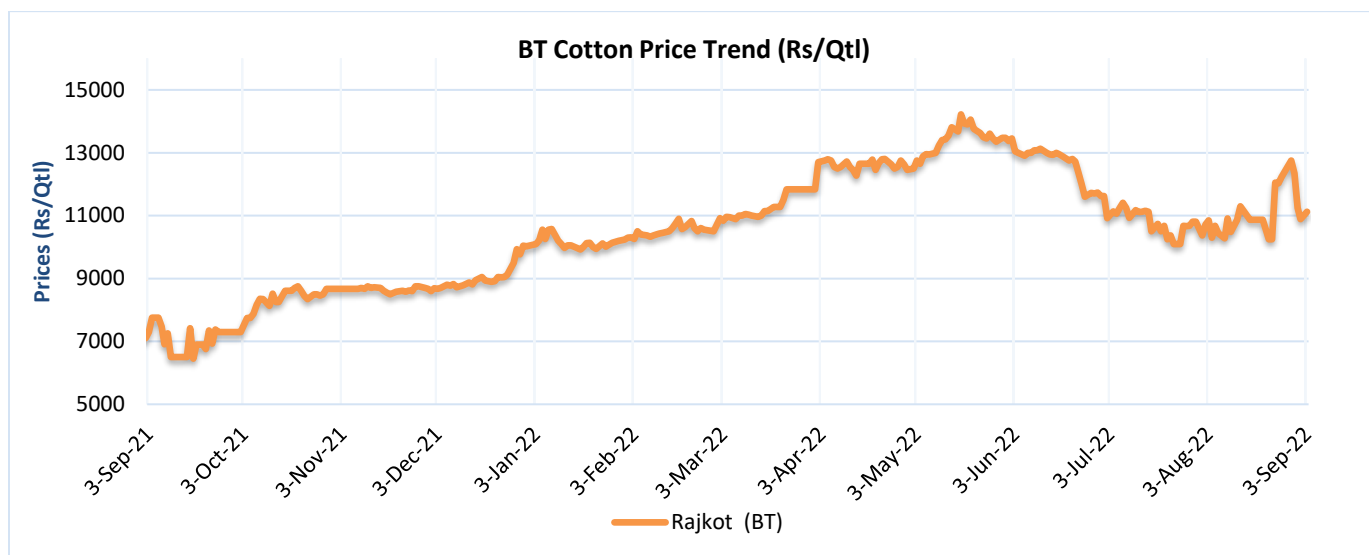
**Northern India:** Arrivals have started in Punjab and are likely to increase in the coming week. In Muktsar grain market cotton prices fetched Rs. 10,251 per quintal against the minimum support price of Rs.6,225 per quintal. Due to good demand from cotton factories in the 2022-23 season prices are further expected to increase. In Palwal district of Haryana arrivals had begun during the last week prices for the new cotton are currently at Rs. 9,900- Rs. 10,000 per quintal.

**Western & Central India:** Arrivals have also started in Gujarat and Madhya Pradesh but are in smaller quantities, prices for the new cotton in Gujarat are currently at Rs. 11,600 to 12,000 per quintal whereas in Madhya Pradesh prices are at Rs. 9,511-11,001 per quintal. Arrivals are currently around 2-3 quintal; overall moisture content in the new cotton crop is around 30-35%.

Where else in southern India, cotton arrivals are expected to come from October first week.

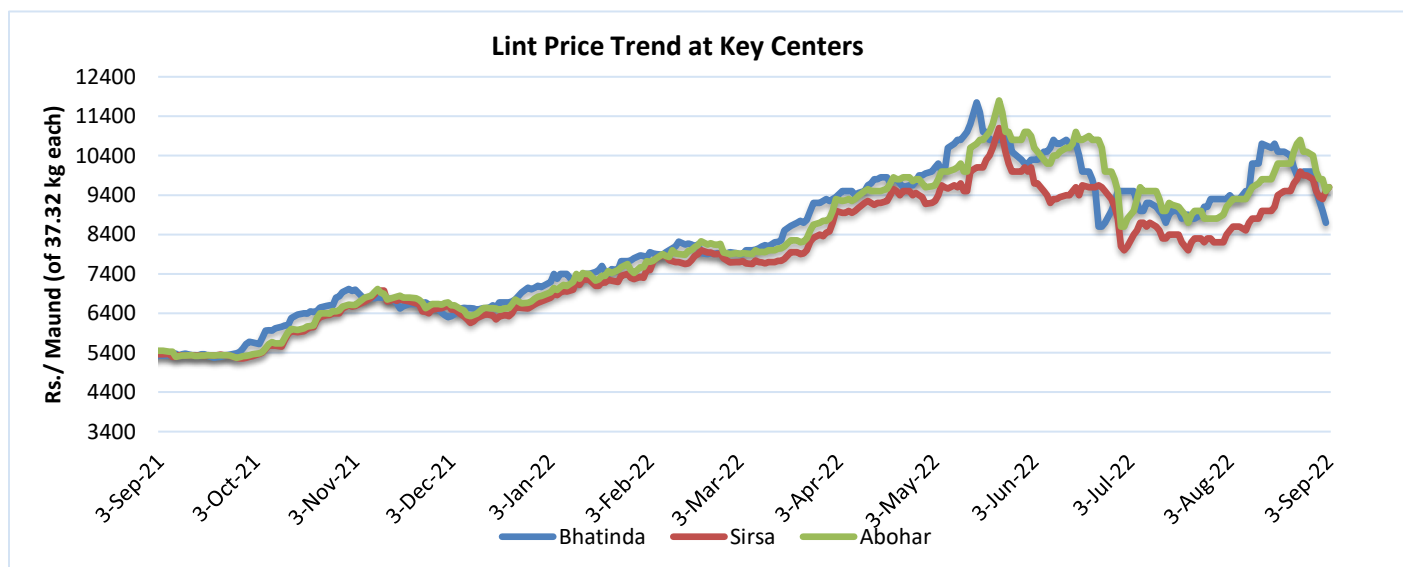
**Domestic Cotton Prices Scenario****Kapas (Raw Cotton) Weekly Price Scenario**

**Weekly Price Review:** Weekly BT Cotton average prices at Rajkot stood slightly higher at Rs. 11561/Qtl compared to previous week's Rs. 11363/Qtl.



### Lint price Outlook

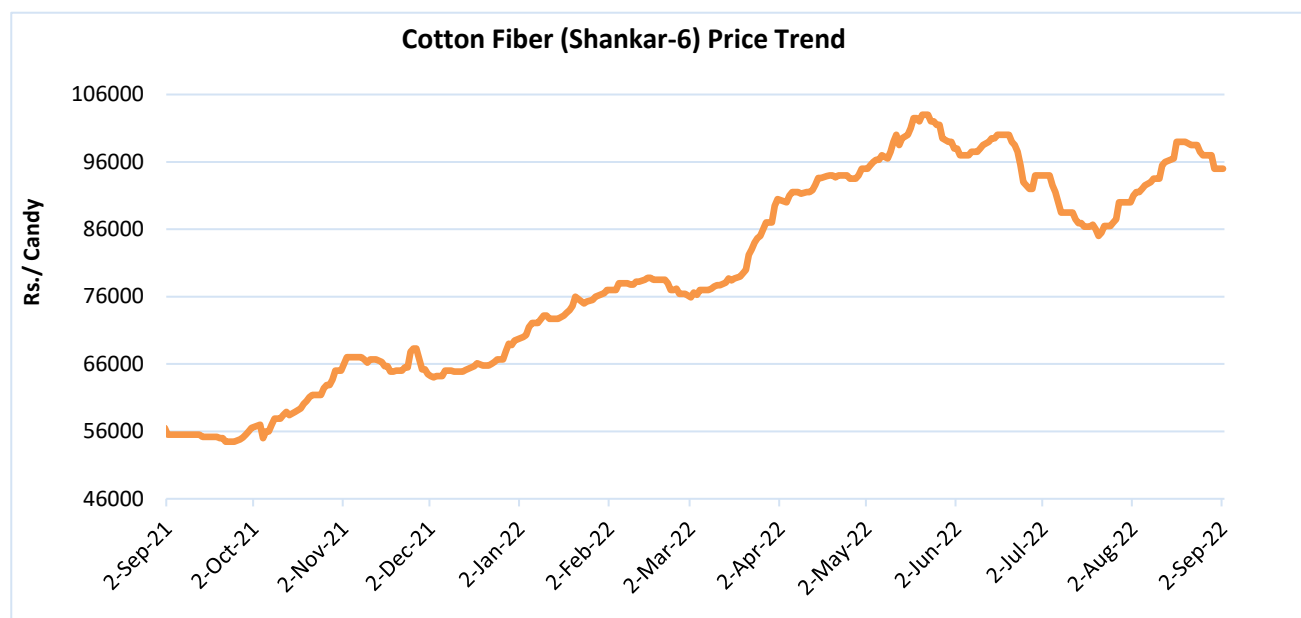
The average price stood slightly lower at Rs. 9250/maund this week compared to Rs.10000/maund previous week in Abohar, in Bhatinda prices were at Rs.9408/maund, and slightly lower in Sirsa at Rs.9241/maund from Rs.9558/maund previous week.



Source: Agriwatch

## **Cotton Fiber price Outlook**

The average cotton fiber (Shankar-6) prices of premium quality have slightly lower and is currently at Rs.94800/candy and is likely to remain range bound in the coming week amid tight supply.



Source: Cotton Association of India (CAI)

## **Cotton Seed Oil and Cotton Seed Oil Cake**

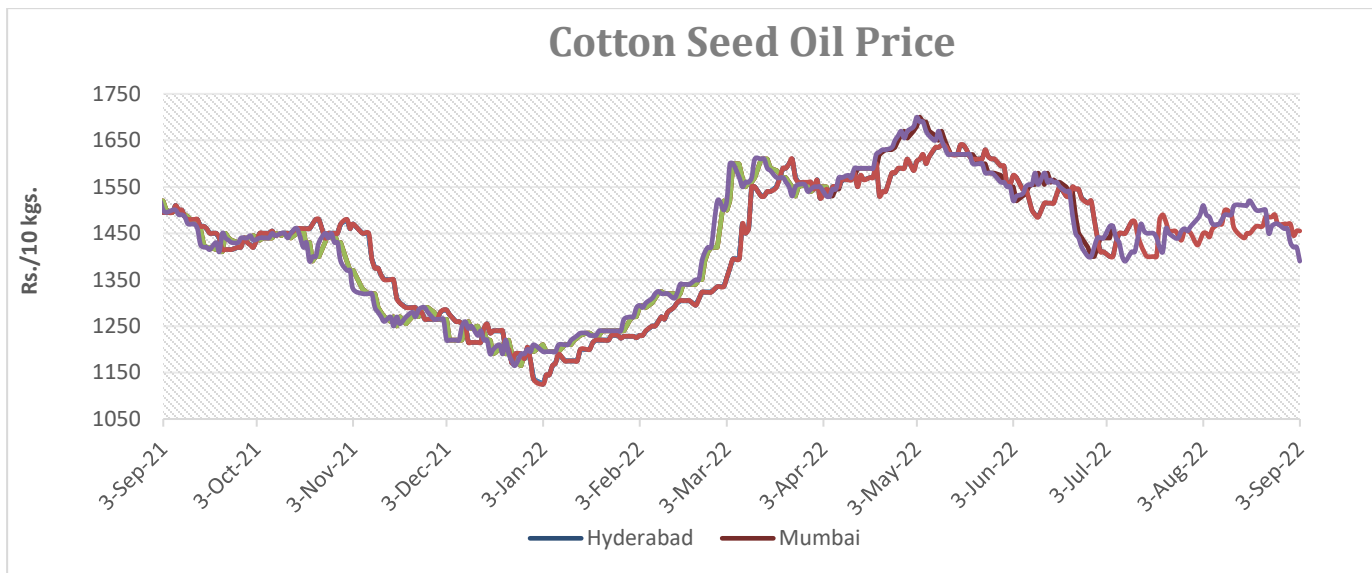
### **Cotton Seed Oil weekly**

#### **Price Scenario**

Cottonseed oil prices have shown a weak trend across the major centers during the week ending on 03rd Sep'22.

Center	Weekly Average Price as on (Rs/10 kg.)		% Change
	03-Sep-22	27-Aug-22	
<b>Rajkot</b>	1401	1499	-6.55
<b>Hyderabad</b>	1364	1448	-5.79
<b>Mumbai</b>	1387	1463	-5.22

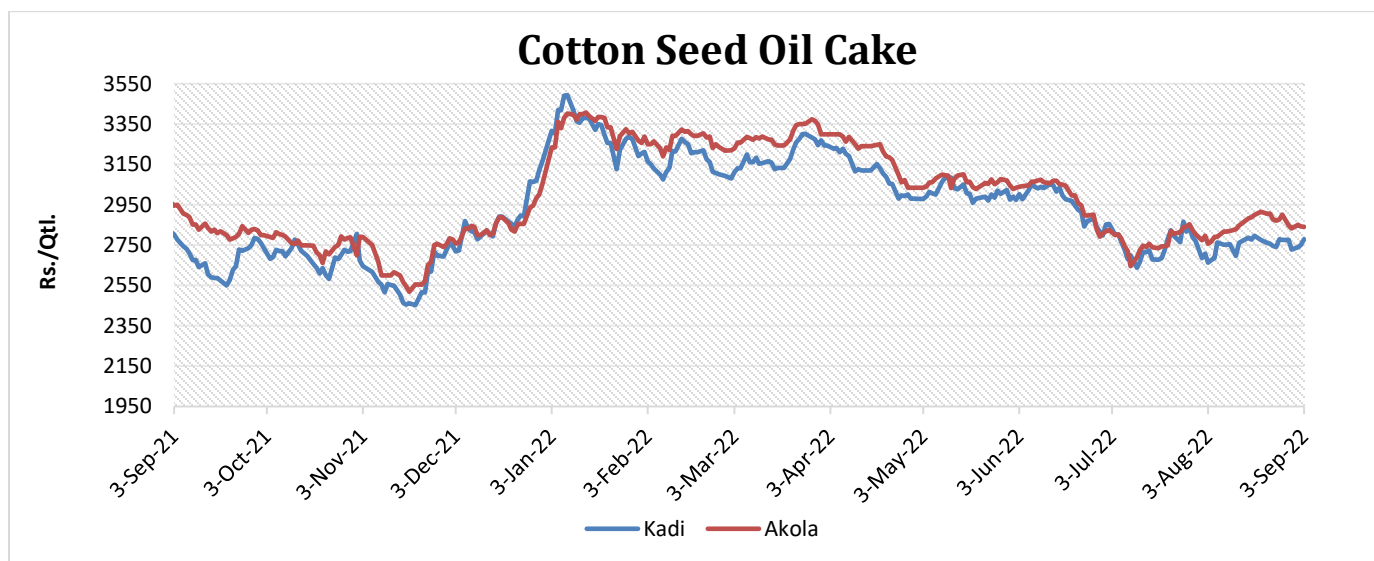
Source: Agriwatch



### Cotton Seed Oil Cake weekly price Scenario

The average price of cottonseed oilcake in the Kadi market has decreased slightly as compared to previous week. Prices in Kadi were at Rs. 2755 per quintal from Rs. 2760 per quintal and in Akola prices were at Rs. 2843 per quintal from Rs. 2890 per quintal the previous week.

Center	Weekly Average Price as on (Rs/quintal.)*		% Change
	03-Sep-22	27-Aug-22	
Kadi	2755	2760	-0.18
Akola	2843	2890	-1.62



Source: NCDEX

### Stock Position

MCX Stock Position as on 01st Sep'2022			
Commodity	Location	Unit of Measure	Eligible Quantity
Cotton Bales	YAVATMAL	Bales	3700
Cotton Bales	KADI	Bales	300
Cotton Bales	RAJKOT	Bales	550
Cotton Bales	JALNA	Bales	NA
Cotton Bales	MUNDRA	Bales	NA
Cotton Bales	ADILABAD	Bales	1475
		<b>Total</b>	<b>6025</b>

## International Market Scenario

World Cotton Balance Sheet			
	2020-21	2021-22#	2022-23*
Area Harvested	31,420	32,310	32,758
Opening Stock	97,646	88,074	84,721
Production	1,11,481	1,15,955	1,17,013
Imports	49,078	42,977	44,574
Total Supply	2,58,205	2,47,045	2,46,308
Exports	48,514	43,286	44,580
Domestic Consumption	1,21,617	1,19,218	1,19,085
Ending Stock	88,074	84,721	82,778
Yield	772	781	778

Source: USDA \*Global projected 2022-23; #estimated 2021-22

\*Attribute Unit Description: Area in 1000 Ha; Yield of Cotton in Kg/Ha; Quantity of Cotton in 1000 480-lb Bales

- According to the U.S. Crop progress report, as of 29<sup>th</sup> Aug 2022, U.S cotton Cotton Bolls opening stands at 28 percent which is higher than that of the previous season (20 percent). In the previous week cotton bolls opening was 19 percent. Overall 5 percent of the U.S Cotton Crop is in excellent condition, 30 percent in good to a fair condition which was 29 percent in the previous week.
- Heavy rains and floods have severely damaged the cotton crop in Pakistan in the 2022-23 season. The areas of Punjab, Sindh, and Baluchistan has been damaged severely. As per the sources, about 40-45 percent of the cotton crop is expected to have been affected due to floods which may further result in an increase in the imports during the 2022-23 season. In the previous season, Pakistan imports has increased to 8.19 lakh bales in 2021 from 7.50 lakh bales in 2020. For current 2022-23 season, Pakistan has already imported 2.16 lakh bales of cotton during January to April 2022.

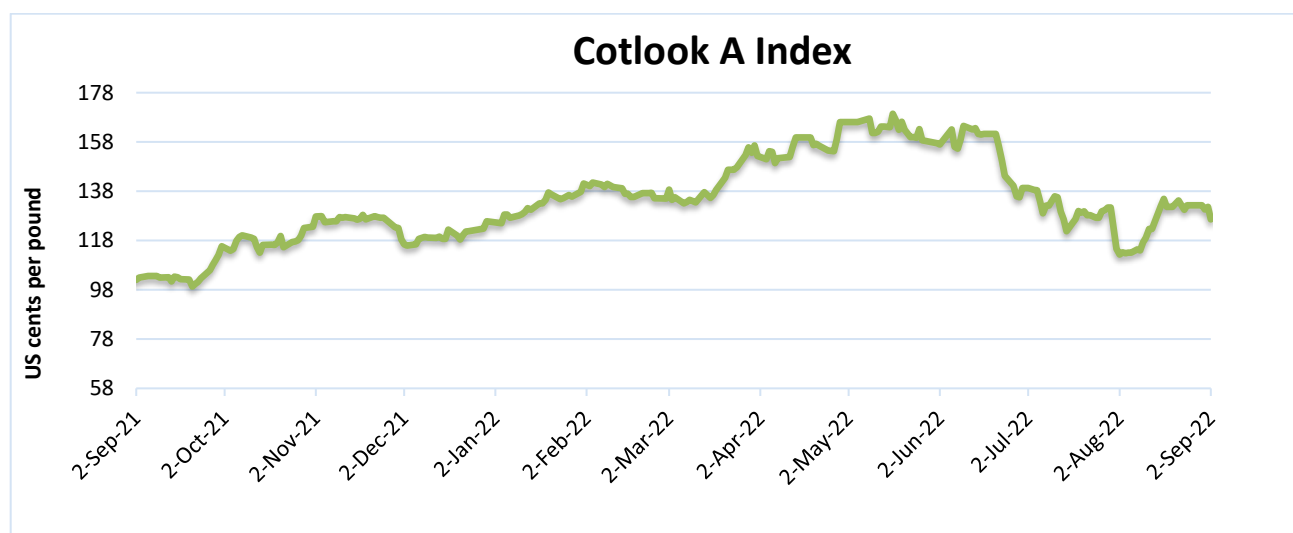


### Cotlook A Index

Cotlook A Index was lower this week. The Cotlook A Index was at 130.66 cents/lb lower as compared to the previous week (132.30 cents/lb).

Cotlook A Index	Weekly Average Price change as on		% Change
	02-Sep-22	27-Aug-22	
Prices	130.66	132.30	-1.24
Prices in US cents per Pound			

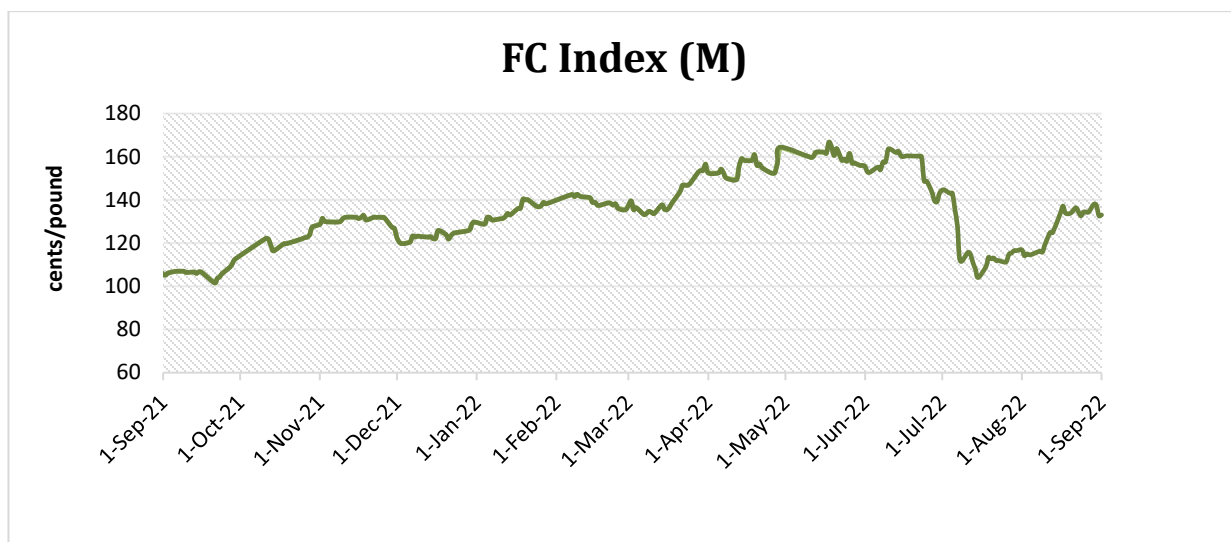
Source: Cotlook



### China Cotton Index and Foreign Cotton Index

Cotton Index	Weekly Average Price as on		% Change
	01-Sep-22	27-Aug-22	
FC (S)	136.62	135.77	0.63
FC (M)	135.31	134.46	0.63
FC (L)	134.13	133.23	0.67
Prices in US cents per Pound			

Source: China Cotton Association



Cotton Index	Weekly Average Price as on		% Change
	02-Sep-22	27-Aug-22	
CCIndex(328)	15977.80	15947.40	0.19
CCIndex(527)	14541.00	14533.00	0.06
CCIndex(229)	16357.60	16313.40	0.27
Prices in Yuan per ton			

Source: China Cotton Association

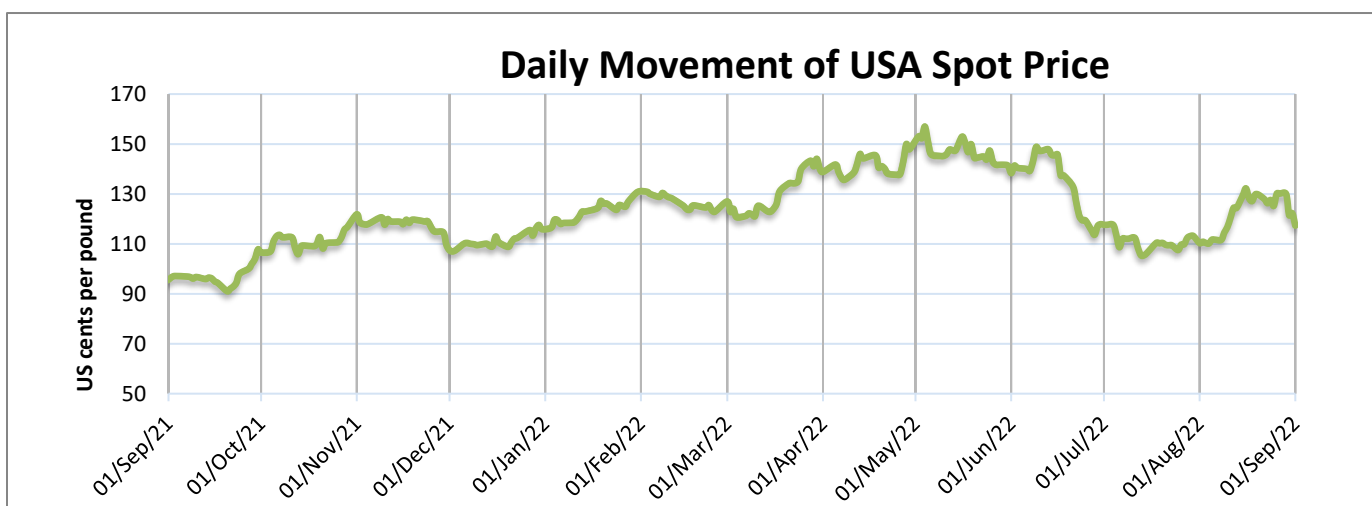


## USA Spot Prices

U.S.A spot prices was at 122.77 cents per pound last week.

USA Spot Prices	Monthly Average Price as on		% Change
	01-Sep-22	27-Aug-22	
Prices	122.77	126.73	-3.13
Prices in US cents per Pound			

Source: USDA



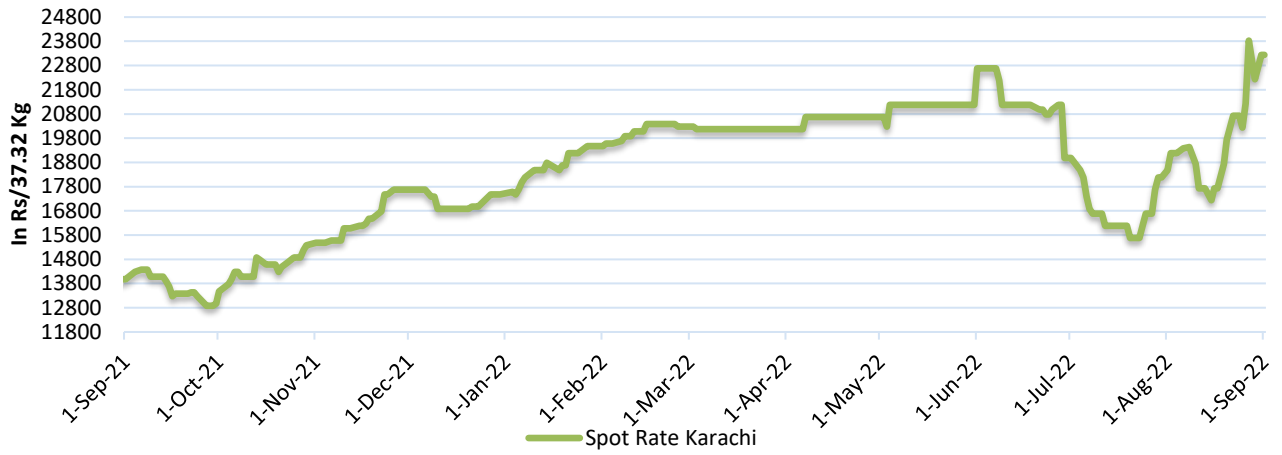
## Pakistan Spot Prices

The Karachi spot price had increased at Rs.22860/q same as the previous week.

Karachi Spot Prices	Weekly Average Price as on		% Change
	01-Sep-22	27-Aug-22	
Prices	22860	22509	1.56
Prices in Rs per 37.32 Kg			



### Spot Rate Karachi



**Commodity: Cotton**
**Exchange: MCX**
**Contract: Sep**
**Expiry: Sep. 30, 2021**

## Cotton – Technical Outlook

### Technical Chart:



### Technical Commentary:

- As depicted in the above chart, the overall trend remains downward. Market has broken up to 61% Fibonacci retracement level.
- Technically market is under long liquidation as the market has witnessed a drop in open interest by -0.28% to settle at 700 while prices are down -340 rupees, now Cotton is getting support at 37550 and below same could see a test of 37410 levels, and resistance is now likely to be seen at 37890, a move above could see prices testing 38090
- MACD indicates bearish momentum while oscillator RSI pointing down in the neutral zone. Both indicators point for a range-bound market with a slightly weak bias.
- Overall, the prices are expected to remain range-bound to slightly weak in the coming days.

Intraday Supports & Resistances			S1	S2	PCP	R1	R2
Cotton	MCX	Sep	37550	36060	36380	37890	36730
Intraday Trade Call			Call	Entry	T1	T2	SL
Cotton	MCX	Sep	Buy	36390	36270	36170	36462

\* Do not carryforward the position the next day.

**Commodity: Cotton seed oilcake**

**Exchange: MCX**

**Contract: Sep**

**Expiry: Sep. 30, 2021**

### Cottonseed Oilcake

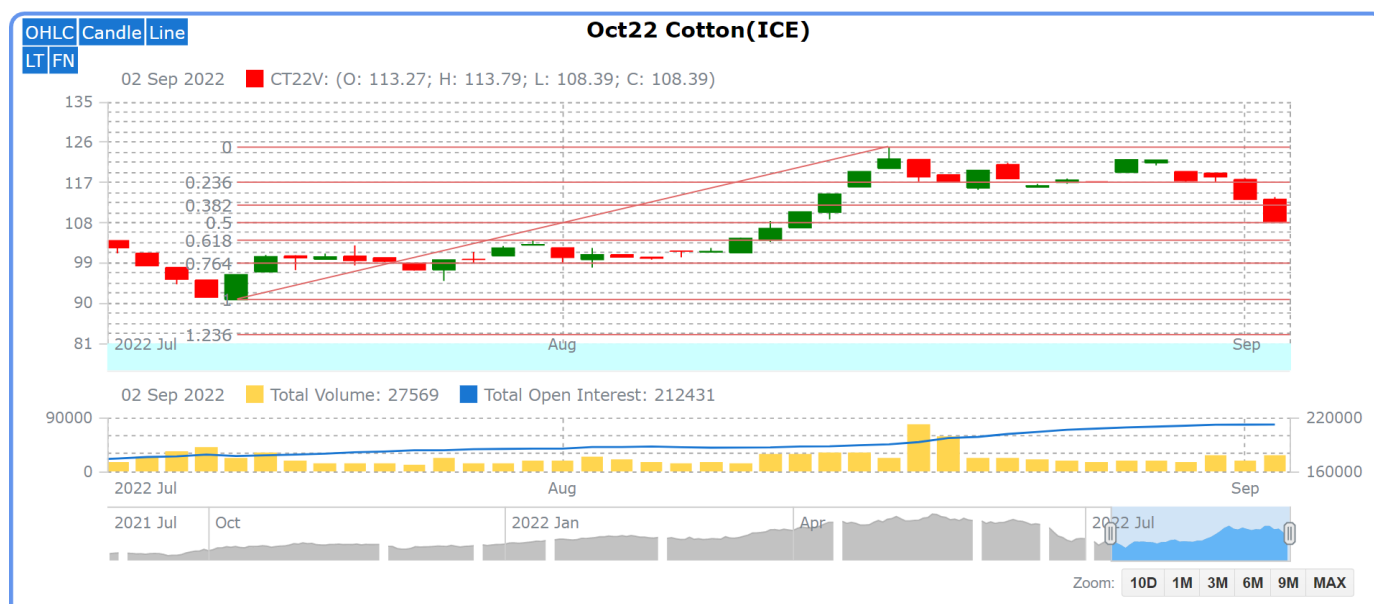
#### Technical Chart:



#### Technical Commentary:

- As evident from the above chart overall downward trend was followed in the last week.
- Currently market is trading below 50 DMA; the market has broken more than 61% Fibonacci retracement level.
- RSI indicating weak buying strength.
- Market is expected to remain elevated in the coming week.

Intraday Supports & Resistances			S1	S2	PCP	R1	R2
Cottonseed oilcake	NCDEX	Sep	2470	2520	2586	2746	2761
Intraday Trade Call			Call	Entry	T1	T2	SL
Cottonseed oilcake	NCDEX	Sep	Buy	2596	2561	2536	2617



### Technical Analysis of Cotton Future (Oct'22Contract) at ICE

- The Oct'22' contract has showed a weak movement during the week under review.
- Total volume decreased & Open Interest decreased compared to last week.
- Market is expected to take support at 98 level, and further likely to remain elevated in the coming week.

#### Expected Price Range During Coming month

Expected Trend	Expected Trading Band
weak	98-113

#### Expected Support and Resistance

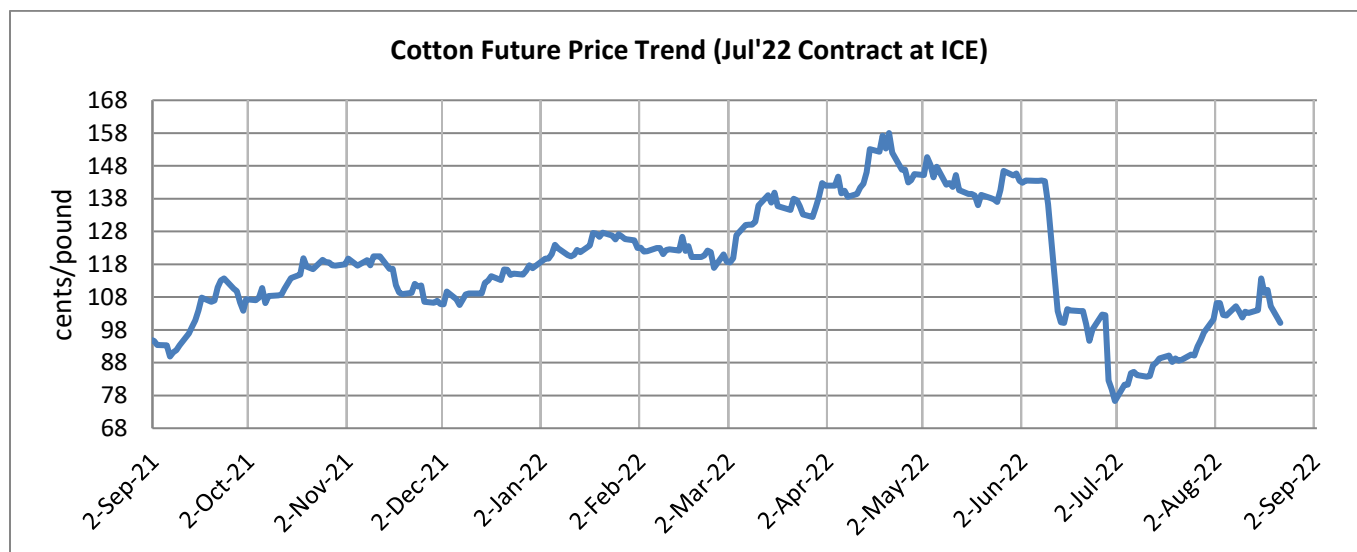
Support 1	Support 2	Resistance 1	Resistance 2
105	93	120	128

Figures in US cents/pound

## Cotton Future Prices at ICE

Cotton Prices in Future Contract on ICE						Prices in cents/Lb	
Contracts	02-Sep-22	03-Aug-22	04-Jun-22	06-Mar-22	02-Sep-21	% Change over a month	% Change over previous year
Jul-22	94.45	88.62	103.68	112.70	90.48	6.58	4.39
Oct-22	108.39	83.40	103.57	104.64	95.14	29.96	13.93
Dec-22	103.21	100.36	94.90	101.21	93.29	2.84	10.63
Mar-23	100.14	92.05	90.85	120.66	92.64	8.79	8.10
May-23	97.79	90.54	88.61	116.94	92.07	8.01	6.21

## Future Price Trend (Active Contract):





Cotton Prices at Key Spot Markets:

Commodity	Kapas		Weekly Average Prices (Rs./Quintal)		Change
State	Centre	Variety	29th Aug'22 to 03rd Sep'22	22nd Aug'22 to 27th Aug'22	
Gujarat	Ahmedabad	Shankar-6	NA	NA	-
	Gondal	Shankar-6	11043	NA	-
	Rajkot	B.T. Cotton	10154	11641	-1487
	Patan	B.T. Cotton	NA	NA	-
	Kadi	B.T. Cotton	NA	NA	-
	Deesa	B.T. Cotton	NA	NA	-
	Dhrol	B.T. Cotton	10500	NA	-
Haryana	Bhiwani	B.T. Cotton	NA	NA	-
	Bhiwani	Desi	NA	NA	-
	Adampur	B.T. Cotton	10033	NA	-
	Fatehabad	B.T. Cotton	NA	NA	-
	Jind	B.T. Cotton	NA	NA	-
	Uchana	B.T. Cotton	NA	NA	-
	Dabwali	B.T. Cotton	NA	NA	-
Rajasthan	Hanumangarh	B.T. Cotton	10425	NA	-
	Rawatsar	B.T. Cotton	NA	NA	-
Madhya Pradesh	Khandwa	Mech-1	NA	NA	-
	Khargaon	Mech-1	NA	NA	-
Maharashtra	Amravati	Mech-1	10600	NA	-
	Jamner	Medium Staple	NA	NA	-
Uttar Pradesh	Hathras	B.T. Cotton	NA	NA	-
	Hathras	Desi	NA	NA	-
Telangana	Adilabad	Un-Ginned	NA	NA	-
Andhra Pradesh	Adoni	Un-Ginned	10672.2	10522	150
Karnataka	Bijapur	Bunny	10086	11570	-1484
	Hubli	D.C.H.	NA	NA	-
	Hubli	B.T. Cotton	NA	NA	-

	Raichur	H-44 Cotton	10600	NA	-
Commodity	Lint		Prices (Rs./Maund of 37.32kg each)		Change
State	Centre	Variety	29th Aug'22 to 03rd Sep'22	22nd Aug'22 to 27th Aug'22	
Punjab	Bhatinda	J-34	NA	NA	-
	Abohar	J-34	NA	NA	-
	Mansa	J-34	NA	NA	-
Haryana	Sirsa	J-34	9252	9850	-598
Rajasthan	Sri-Ganganagar	J-34	NA	NA	-

#### Cotton Arrivals in Key Centers:

Commodity	Kapas		Weekly Sum Arrivals (Quintal)		Change
State	Centre	Variety	29th Aug'22 to 03rd Sep'22	22nd Aug'22 to 27th Aug'22	
Gujarat	Ahmedabad	Shankar-6	NA	NA	-
	Gondal	Shankar-6	357	NA	-
	Rajkot	B.T. Cotton	606	NA	-
	Patan	B.T. Cotton	NA	NA	-
	Kadi	B.T. Cotton	NA	NA	-
	Deesa	B.T. Cotton	NA	NA	-
	Dhrol	B.T. Cotton	2	NA	-
Haryana	Bhiwani	B.T. Cotton	NA	NA	-
	Bhiwani	Desi	NA	NA	-
	Adampur	B.T. Cotton	880	NA	-
	Fatehabad	B.T. Cotton	NA	NA	-
	Jind	B.T. Cotton	NA	NA	-
	Uchana	B.T. Cotton	NA	NA	-
	Dabwali	B.T. Cotton	NA	NA	-
Rajasthan	Hanumangarh	B.T. Cotton	300	NA	-

	Rawatsar	B.T. Cotton	NA	NA	-
<b>Madhya Pradesh</b>	Khandwa	Mech-1	NA	NA	-
	Khargaon	Mech-1	NA	NA	-
<b>Maharashtra</b>	Amravati	Mech-1	20000	NA	-
	Jamner	Medium Staple	NA	NA	-
<b>Uttar Pradesh</b>	Hathras	B.T. Cotton	NA	NA	-
	Hathras	Desi	NA	NA	-
<b>Telangana</b>	Adilabad	Un-Ginned	NA	NA	-
<b>Andhra Pradesh</b>	Adoni	Un-Ginned	14682	5268	9414
<b>Karnataka</b>	Bijapur	Bunny	379	937	-558
	Hubli	D.C.H.	NA	NA	-
	Hubli	B.T. Cotton	NA	NA	-
	Raichur	H-44 Cotton	48	NA	-
<b>Commodity</b>	<b>Lint</b>		<b>Weekly Sum Arrivals (Quintal)</b>		<b>Change</b>
<b>State</b>	<b>Centre</b>	<b>Variety</b>	<b>29th Aug'22 to 03rd Sep'22</b>	<b>22nd Aug'22 to 27th Aug'22</b>	
<b>Punjab</b>	Bhatinda	J-34	NA	NA	-
	Abohar	J-34	NA	NA	-
	Mansa	J-34	NA	NA	-
<b>Haryana</b>	Sirsa	J-34	NA	NA	-
<b>Rajasthan</b>	Sri-Ganganagar	J-34	NA	NA	-

**Week on Week Price: Scenario of Cotton:**

<b>Commodity</b>	<b>Kapas</b>		<b>Today</b>	<b>Week Ago</b>	<b>Month Ago</b>	<b>Year Ago</b>
<b>State</b>	<b>Centre</b>	<b>Variety</b>	<b>3-Sep-22</b>	<b>27-Aug-22</b>	<b>4-Aug-22</b>	<b>3-Sep-21</b>
<b>Gujarat</b>	Ahmedabad	Shankar-6	NA	NA	0	0
	Gondal	Shankar-6	10755	NA	11705	0
	Rajkot	B.T. Cotton	11125	Closed	10300	7300
	Patan	B.T. Cotton	NA	NA	NA	0

	Kadi	B.T. Cotton	NA	NA	NA	0
	Deesa	B.T. Cotton	1950	NA	NA	0
	Dhrol	B.T. Cotton	10500	NA	NA	0
<b>Haryana</b>	Bhiwani	B.T. Cotton	NA	NA	NA	7000
	Bhiwani	Desi	NA	NA	NA	0
	Adampur	B.T. Cotton	10000	NA	NA	6600
	Fatehabad	B.T. Cotton	NA	NA	NA	0
	Jind	B.T. Cotton	NA	NA	NA	0
	Uchana	B.T. Cotton	NA	NA	NA	0
	Dabwali	B.T. Cotton	NA	NA	NA	0
<b>Rajasthan</b>	Hanumangarh	B.T. Cotton	10600	NA	NA	6811
	Rawatsar	B.T. Cotton	NA	NA	NA	0
<b>Madhya Pradesh</b>	Khandwa	Mech-1	NA	NA	NA	0
	Khargaon	Mech-1	NA	NA	NA	0
<b>Maharashtra</b>	Amravati	Mech-1	10600	Closed	10800	0
	Jamner	Medium Staple	NA	NA	NA	0
<b>Uttar Pradesh</b>	Hathras	B.T. Cotton	NA	NA	NA	6800
	Hathras	Desi	NA	NA	NA	6600
<b>Telangana</b>	Adilabad	Un-Ginned	NA	NA	NA	0
<b>Andhra Pradesh</b>	Adoni	Un-Ginned	10721	NA	11359	7985
<b>Karnataka</b>	Bijapur	Bunny	NA	NA	10809	7359
	Hubli	D.C.H.	NA	NA	NA	NA
	Hubli	B.T. Cotton	NA	NA	NA	NA
	Raichur	H-44 Cotton	10400	NA	NA	NA
<b>Commodity</b>	<b>Lint</b>		<b>Today</b>	<b>Week Ago</b>	<b>Month Ago</b>	<b>Year Ago</b>
<b>State</b>	<b>Centre</b>	<b>Variety</b>	<b>3-Sep-22</b>	<b>27-Aug-22</b>	<b>4-Aug-22</b>	<b>3-Sep-21</b>
<b>Punjab</b>	Bhatinda	J-34	8700	10000	9400	5315
	Abohar	J-34	8800	9500	9600	5315
	Mansa	J-34	NA	0	0	5315
<b>Haryana</b>	Sirsa	J-34	8800	9500	8800	5340
<b>Rajasthan</b>	Sri-Ganganagar	J-34	NA	0	0	0

**Cotton Arrivals in Key Centers:**

Commodity	Kapas		Arrivals (Quintal)	Arrivals (Quintal)	Arrivals (Quintal)	Arrivals (Quintal)
State	Centre	Variety	3-Sep-22	27-Aug-22	4-Aug-22	3-Sep-21
<b>Gujarat</b>	Ahmedabad	Shankar-6	NA	NA	0	0
	Gondal	Shankar-6	9500	Closed	9535	5110
	Rajkot	B.T. Cotton	50	Closed	25	30
	Patan	B.T. Cotton	NA	NA	NA	0
	Kadi	B.T. Cotton	NA	NA	NA	0
	Deesa	B.T. Cotton	NA	NA	NA	0
	Dhrol	B.T. Cotton	2	NA	NA	0
<b>Haryana</b>	Bhiwani	B.T. Cotton	NA	NA	NA	1500
	Bhiwani	Desi	NA	NA	NA	0
	Adampur	B.T. Cotton	200	NA	NA	170
	Fatehabad	B.T. Cotton	NA	NA	NA	0
	Jind	B.T. Cotton	NA	NA	NA	0
	Uchana	B.T. Cotton	NA	NA	NA	0
	Dabwali	B.T. Cotton	NA	NA	NA	0
<b>Rajasthan</b>	Hanumangarh	B.T. Cotton	NA	NA	NA	0
	Rawatsar	B.T. Cotton	NA	NA	NA	0
<b>Madhya Pradesh</b>	Khandwa	Mech-1	NA	NA	NA	0
	Khargaon	Mech-1	NA	NA	NA	0
<b>Maharashtra</b>	Amravati	Mech-1	4000	Closed	3500	0
	Jamner	Medium Staple	NA	NA	NA	0
<b>Uttar Pradesh</b>	Hathras	B.T. Cotton	NA	NA	NA	50
	Hathras	Desi	NA	NA	NA	22
<b>Telangana</b>	Adilabad	Un-Ginned	NA	NA	NA	0
<b>Andhra Pradesh</b>	Adoni	Un-Ginned	2021	NA	96	214
<b>Karnataka</b>	Bijapur	Bunny	NA	NA	78	153
	Hubli	D.C.H.	NA	NA	NA	NA
	Hubli	B.T. Cotton	NA	NA	NA	NA
	Raichur	H-44 Cotton	9	NA	NA	NA

Commodity	Lint		Arrivals (Quintal)	Arrivals (Quintal)	Arrivals (Quintal)	Arrivals (Quintal)
State	Centre	Variety	3-Sep-22	27-Aug-22	4-Aug-22	3-Sep-21
<b>Punjab</b>	Bhatinda	J-34	NA	0	0	340
	Abohar	J-34	NA	NA	NA	170
	Mansa	J-34	NA	NA	NA	85
<b>Haryana</b>	Sirsa	J-34	NA	NA	NA	255
<b>Rajasthan</b>	Sri-Ganganagar	J-34	NA	NA	NA	NA

### Cotton Association of India Spot Rates:

Trade Name	Staple	Micronaire	Strength/ GPT	Weekly Average Prices		+/- Change
				29th Aug'22 to 03rd Sep'22	22nd Aug'22 to 27th Aug'22	
Bengal Deshi (RG)/Assam Comilla (101)	Below 22mm	5.0 - 7.0	15	63900	65100	<b>-1200</b>
Bengal Deshi (SG)(201)	Below 22mm	5.0 - 7.0	15	64600	65800	<b>-1200</b>
J-34(202)	26mm	3.5 - 4.9	23	85250	90800	<b>-5550</b>
H-4/ MECH-1(105)	28mm	3.5 - 4.9	27	91500	95000	<b>-3500</b>
Shankar-6(105)	29mm	3.5 - 4.9	28	94750	97700	<b>-2950</b>
Bunny/ Brahma(105)	31mm	3.5 - 4.9	30	102000	103000	<b>-1000</b>
MCU-5/ Surabhi(106)	32mm	3.3 - 4.9	31	NA	NA	-
DCH-32(107)	34mm	3.0 - 3.8	33	98375	99000	<b>-625</b>

### Disclaimer

The information and opinions contained in the document have been compiled from sources believed to be reliable. The company does not warrant its accuracy, completeness and correctness. Use of data and information contained in this report is at your own risk. This document is not, and should not be construed as, an offer to sell or solicitation to buy any commodities. This document may not be reproduced, distributed or published, in whole or in part, by any recipient hereof for any purpose without prior permission from the Company. IASL and its affiliates and/or their officers, directors and employees may have positions in any commodities mentioned in this document (or in any related investment) and may from time to time add to or dispose of any such commodities (or investment). Please see the detailed disclaimer at © 2022 Indian Agribusiness Systems Ltd.

