

Domestic market summary**Domestic Market Scenario:**

During the past week cotton fiber shanker-6 prices remained weak in the market. Domestic cotton arrivals have started in the markets of Northern and Central India while arrivals have just started in Southern part of the country mainly Telangana (Warangal). This year arrivals in Telangana have begun almost a month early from normal.

With the increase in arrivals, the raw cotton and fiber prices have declined from Rs. 98,000 to Rs. 85,000 a candy during the week under review. However, Indian cotton prices are still higher by around 15% to 20% compared to international prices. Cotton prices in Warangal are trading at Rs. 8,199 per quintal. At present, the overall quality of cotton is good in the market.

Major Market Highlights:

- North India Cotton arrival are picking up in the market. Market is volatile and leading of bearish trend in India.
- Indian MCX is also sharply during the week under review.
- All India cotton sowing reached 126 lakh hectares. Despite some rain during this week crop conditions looks quite good. Also, India is heading towards higher yield this year.
- Due to sharp decline in NY Indian basis again got high. Mills are not able to find buyer of yarn so running slowly to minimize the loss.

Market Highlights:

The cotton requirement by the domestic textile industry is likely to be more than the production in the 2022-23 season and duty-free export of cotton that may result in 12% to 15% of good quality raw cotton going out of the country, which may lead to cotton shortage during the off-season.

AgriWatch expects that the coming 2-3 weeks are very crucial for the cotton crop. The ongoing heavy rains in Maharashtra and Gujarat may affect the cotton arrivals in the coming weeks. Also, if rain continues the cotton yield and quality may get affected adversely, currently the crop is in flowering stage in most of the key producing regions.

According to AgriWatch cotton fiber prices are likely to range between Rs. 84,500 – Rs. 90,200 per candy in the coming week amid lower demand from the domestic as well as international market. Whereas, raw cotton prices may see an uptrend in the coming weeks if rains continue as predicted by Indian Metrological Department (IMD), further the cotton arrivals may get delayed in coming weeks.

As of Sept. 16th, 2022 Cotton sowing has reached 127.14 Lakh Ha. Vs 118.23 Lakh Ha. same period last year. Agriwatch expects overall the cotton sowing to reach 128 Lakh Ha. in 2022-23 season. Earlier, due to excess rainfall in July month cotton sowing was affected in central and southern India.

Cotton Sowing (Lakh Hectares) As of 16th Sept 2022

States	2021-22	2022-23	Difference
Andhra Pradesh	4.86	6.37	+1.51
Karnataka	6.43	8.21	+1.78
Gujarat	22.51	25.48	+2.97
Maharashtra	39.41	42.27	+2.86
Madhya Pradesh	6.0	5.99	-0.01
Rajasthan	6.28	6.83	+0.54
Punjab	2.54	2.48	-0.06
Haryana	6.88	6.50	-0.37
All India	118.23	127.14	8.91

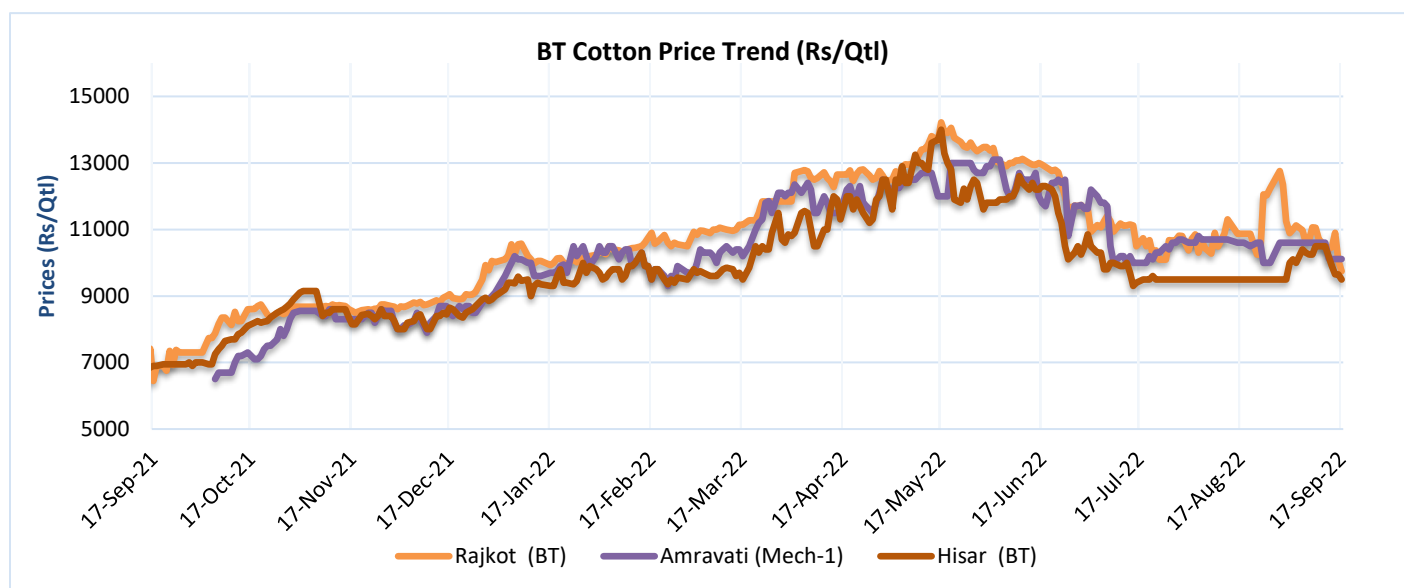
New Cotton Arrivals:

Cotton Arrivals		
	Total Arrivals up to 18.09.22	19 th Sept'22
Punjab	2500	500
Haryana	63000	2000
Lower Rajasthan	5200	1000
Ganga line	900	500
Net Total	71600	4000

Domestic Cotton Prices Scenario

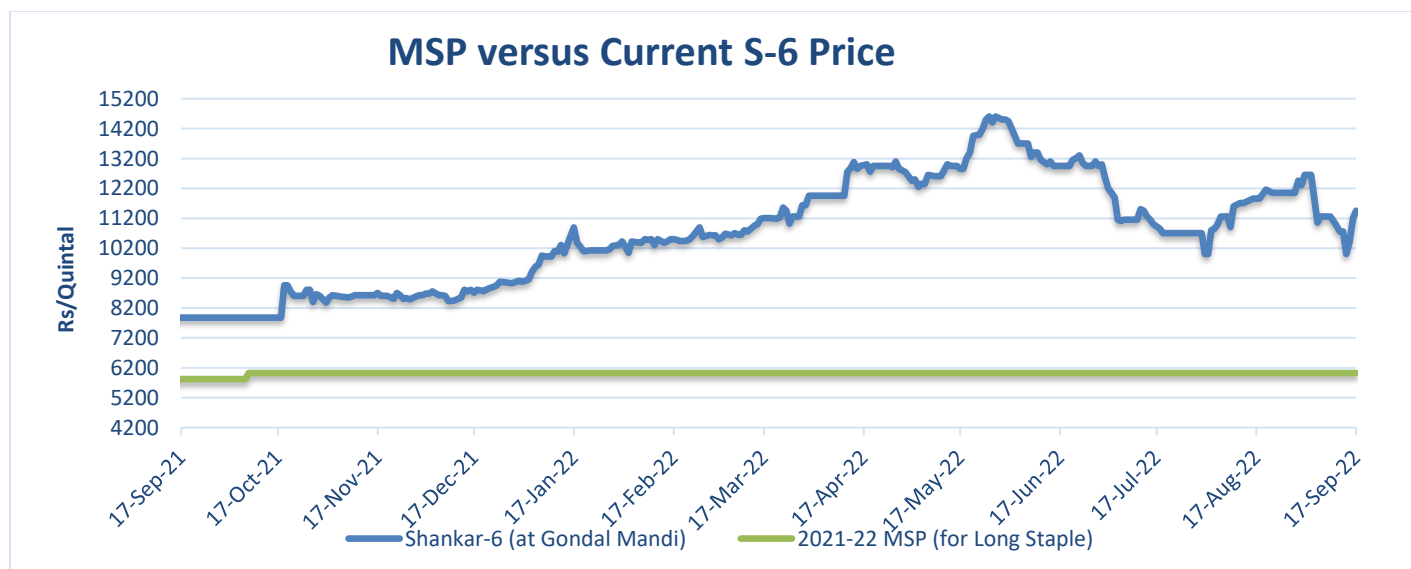
Kapas (Raw Cotton) Weekly Price Scenario

Weekly Price Review: Weekly BT Cotton average prices at Rajkot stood slightly lower at Rs. 10,350/Qtl compared to previous week's Rs. 10,350/Qtl. Cotton prices at Amravati traded at Rs. 10,194 per quintal whereas prices in Hisar were slightly lower at Rs. 9,896 per quintal during the past week.



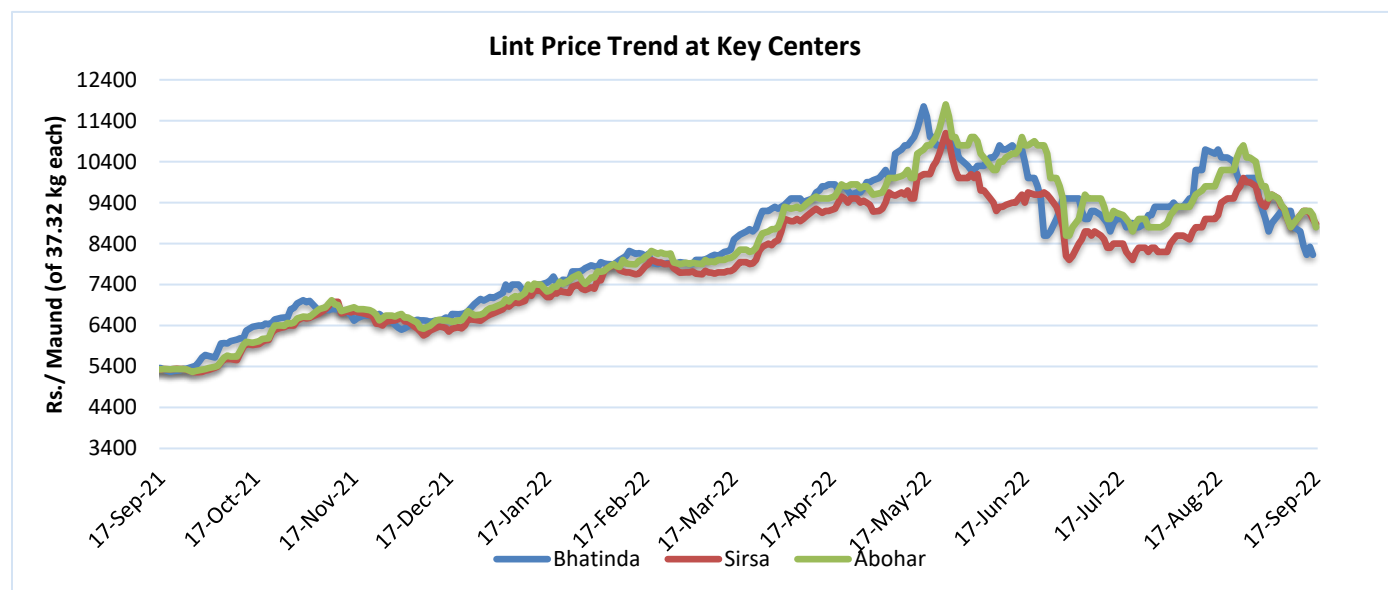
Spot Price Comparison

Cotton shanker-6 at Gondal market traded higher at Rs. 10,655 per quintal against the minimum support price of Rs. 6025 per quintal.



Lint price Outlook

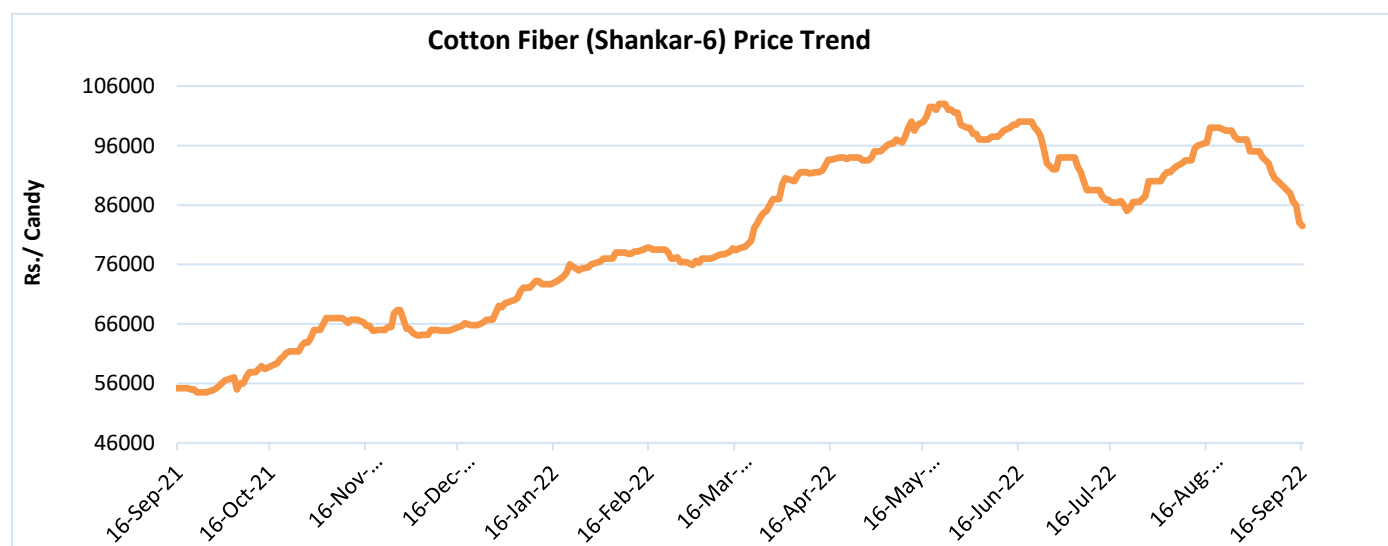
The average price stood slightly lower at Rs. 8343/maund this week compared to Rs.9116/maund previous week in Abohar, in Bhatinda prices were at Rs.8404/maund, and slightly lower in Sirsa at Rs.8371/maund from Rs.9091/maund previous week.



Source: Agriwatch

Cotton Fiber price Outlook

The average cotton fiber (Shankar-6) prices of premium quality have slightly lower and is currently at Rs.84100/candy and is likely to remain range bound in the coming week amid tight supply.



Source: Cotton Association of India (CAI)

Cotton Seed Oil and Cotton Seed Oil Cake

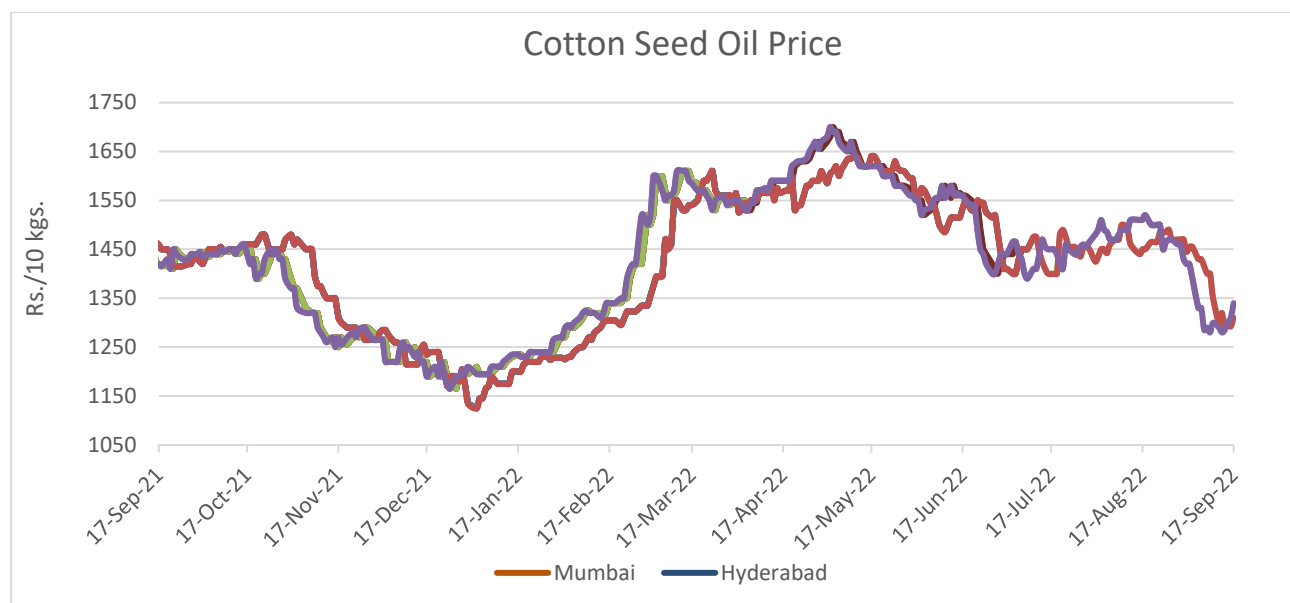
Cotton Seed Oil weekly

Price Scenario

Cottonseed oil prices have shown a weak trend across the major centers during the week ending on 19th Sep'22.

Center	Weekly Average Price as on (Rs/10 kg.)		% Change
	19-Sep-22	10-Sep-22	
Rajkot	1326	1302	1.83
Hyderabad	1315	1292	1.78
Mumbai	1313	1288	1.97

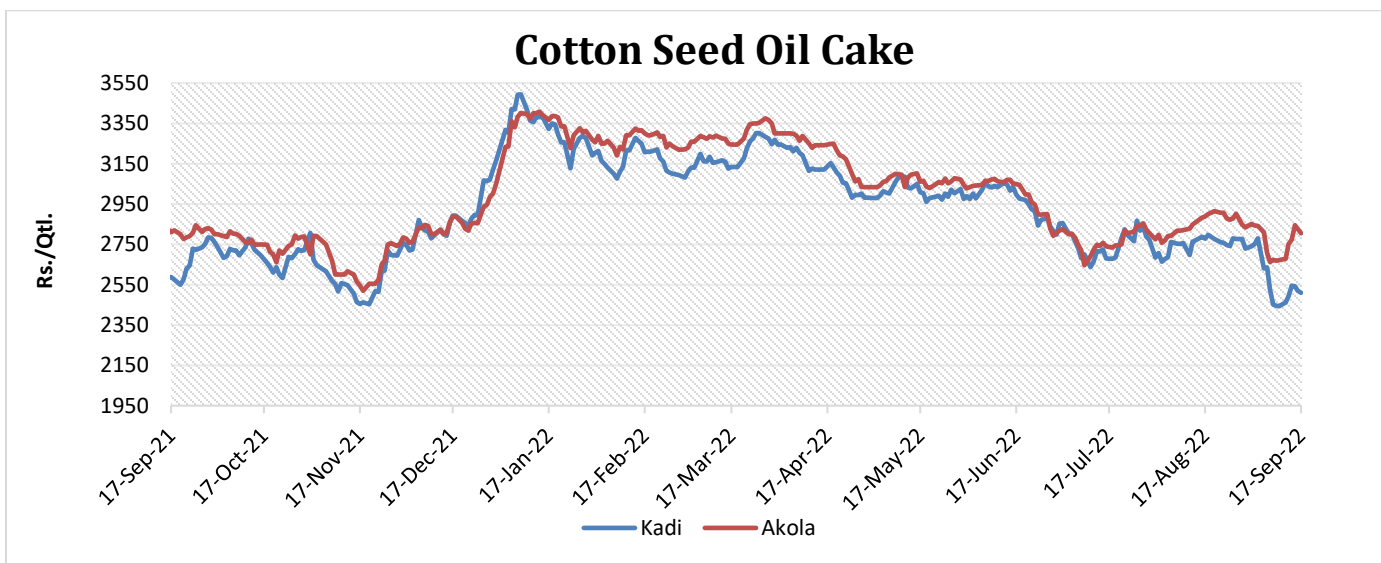
Source: Agriwatch



Cotton Seed Oil Cake weekly price Scenario

The average price of cottonseed oilcake in the Kadi market has decreased slightly as compared to previous week. Prices in Kadi were at Rs. 2512 per quintal from Rs. 2500 per quintal and in Akola prices were at Rs. 2779 per quintal from Rs. 2677 per quintal the previous week.

Center	Weekly Average Price as on (Rs/quintal.)*		% Change
	17-Sep-22	10-Sep-22	
Kadi	2512	2500	0.47
Akola	2779	2677	3.82



Source: NCDEX

Price Forecast for the coming week

Months	Past Week	During the week	Coming week
Price per quintal at Rajkot (Average of the month)	98500-10250	96500-10250	99500-12540

Stock Position

MCX Stock Position as on 16 th Sep'2022			
Commodity	Location	Unit of Measure	Eligible Quantity
Cotton Bales	YAVATMAL	Bales	3700
Cotton Bales	KADI	Bales	300
Cotton Bales	RAJKOT	Bales	550
Cotton Bales	JALNA	Bales	NA
Cotton Bales	MUNDRA	Bales	NA
Cotton Bales	ADILABAD	Bales	1475
		Total	6025

International Market Scenario

World Cotton Balance Sheet			
	2020-21	2021-22#	2022-23*
Area Harvested	31,420	32,310	32,720
Yield	772	781	778
Opening Stock	97,646	88,074	84,721
Production	1,11,481	1,15,955	1,18,445
Imports	49,078	42,977	44,609
Total Supply	2,58,205	2,47,045	2,47,844
Exports	48,514	43,286	44,580
Domestic Consumption	1,21,617	1,19,218	1,18,625
Ending Stock	88,074	84,721	84,752

Source: USDA *Global projected 2022-23; #estimated 2021-22

*Attribute Unit Description: Area in 1000 Ha; Yield of Cotton in Kg/Ha; Quantity of Cotton in 1000 480-lb Bales

According to the U.S. Crop progress report, as of 18th Sep 2022, U.S cotton Cotton Bolls opening stands at 59 percent which is higher than that of the previous season (46 percent). In the previous week cotton bolls opening was 49 percent. Overall 4 percent of the U.S Cotton Crop is in excellent condition, 30 percent in good to a fair condition which was 28 percent in the previous week.

According to USDA, Cotton and product update report, global cotton production is estimated higher at 118.40 million bales, and stocks are projected higher this month. However, Consumption has slightly decreased to 118.60 million bales with lower projected use in Pakistan and Vietnam. Global trade is unchanged as higher U.S. exports more than offset lower Brazil shipments.

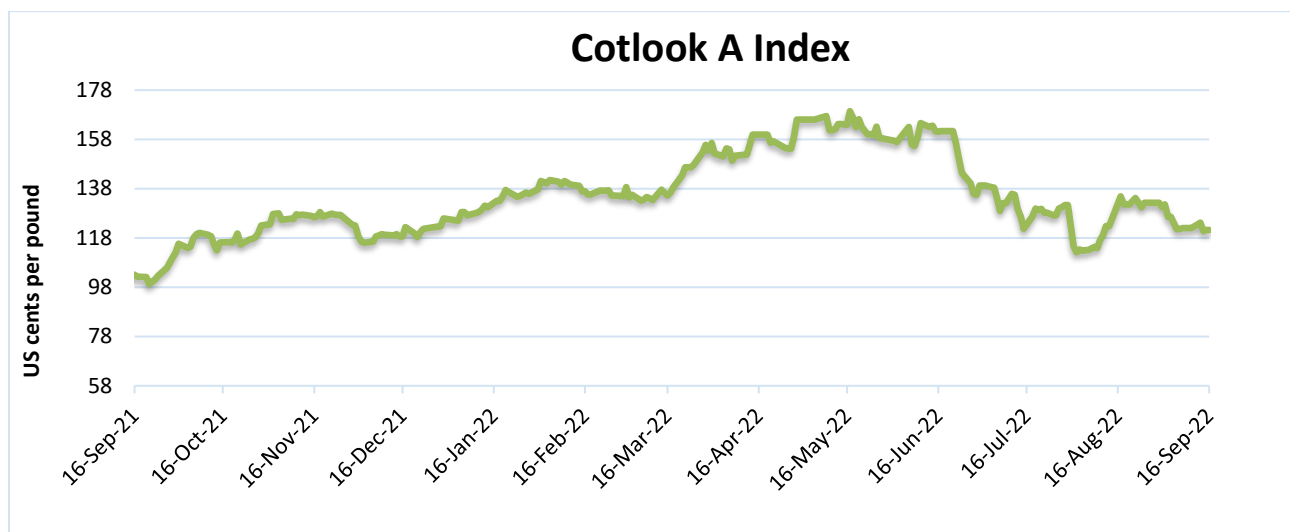
Pakistan cotton production is forecasted down by 700,000 bales to 5.5 million bales amid smaller crop estimation due to heavy rains and floods. Cotton consumption is estimated lower by 400,000 bales to 10.5 million bales. Overall cotton imports are likely to increase in the 2022-23 season to 4.8 million bales. However, with a significant decline in production from the United States, The All-Pakistan Textile Mills Association is reported to have asked government officials to consider lifting the country's restriction on imports of Indian cotton. Earlier, Pakistan has restricted India cotton in 2019 due to border disputes.

Cotlook A Index

Cotlook A Index was lower this week. The Cotlook A Index was at 121.25 cents/lb lower as compared to the previous week (122.83 cents/lb).

Cotlook A Index	Weekly Average Price change as on		% Change
	17-Sep-22	10-Sep-22	
Prices	121.25	121.90	-0.53
Prices in US cents per Pound			

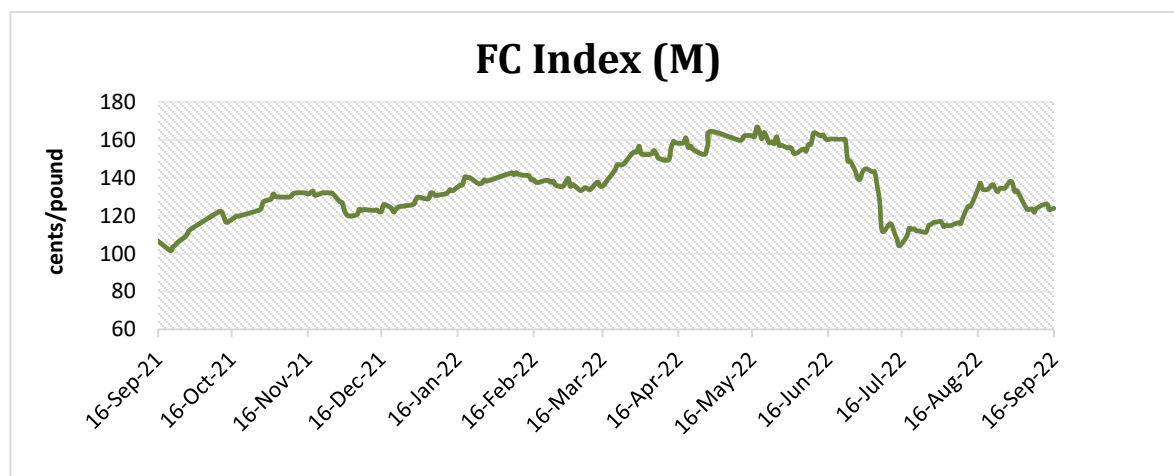
Source: Cotlook



China Cotton Index and Foreign Cotton Index

Cotton Index	Weekly Average Price as on		% Change
	17-Sep-22	09-Sep-22	
FC (S)	125.56	124.35	0.97
FC (M)	124.17	123.17	-0.02
FC (L)	122.69	122.01	0.55
Prices in US cents per Pound			

Source: China Cotton Association



Cotton Index	Weekly Average Price as on		% Change
	17-Sep-22	09-Sep-22	
CCIndex(328)	15675.75	15830.40	-0.98
CCIndex(527)	14260.75	14414.80	-1.07
CCIndex(229)	16093.25	16221.40	-0.79
Prices in Yuan per ton			

Source: China Cotton Association

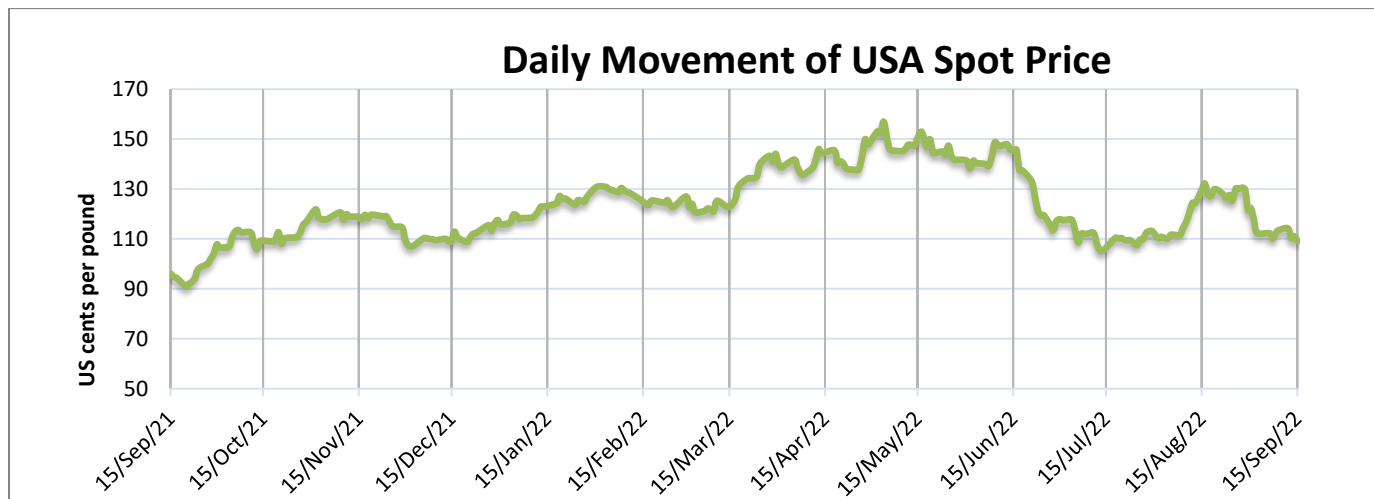


USA Spot Prices

U.S.A spot prices was at 111.68 cents per pound last week.

USA Spot Prices	Monthly Average Price as on		% Change
	15-Sep-22	08-Sep-22	
Prices	111.68	111.78	-0.09
Prices in US cents per Pound			

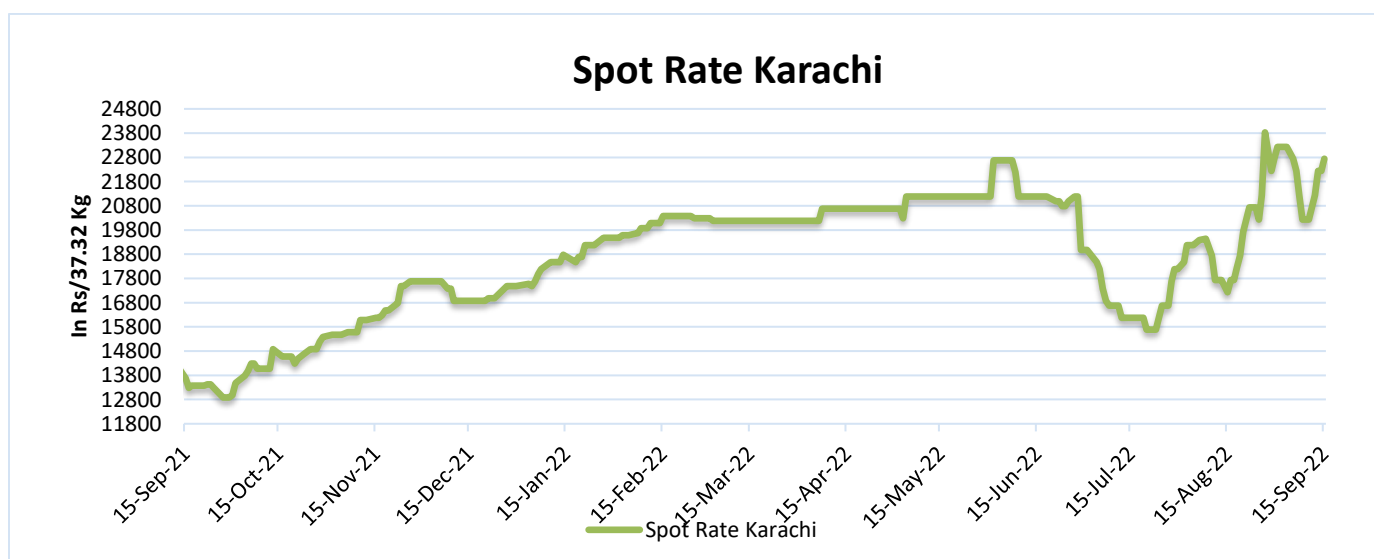
Source: USDA



Pakistan Spot Prices

The Karachi spot price had decreased at Rs.22735/q same as the previous week.

Karachi Spot Prices	Weekly Average Price as on		% Change
	15-Sep-22	08-Sep-22	
Prices	22735	21235	7.06
Prices in Rs per 37.32 Kg			



Commodity: Cotton

Exchange: MCX

Contract: Oct

Expiry: Oct. 30, 2021

Cotton – Technical Outlook

Technical Chart:



Technical Commentary:

- As depicted in the above chart, the overall trend remains downward. Market has broken more than 61% Fibonacci retracement level.
- Technically market is under long liquidation as the market has witnessed a drop in open interest, now Cotton has broken support at 35550, resistance is now likely to be seen at 34890, a move above could see prices testing 35090
- MACD indicates bearish momentum while oscillator RSI pointing down in the neutral zone. Both indicators point for a range-bound market with a slightly weak bias.
- Overall, the prices are expected to remain range-bound to slightly weak in the coming days.

Intraday Supports & Resistances			S1	S2	PCP	R1	R2
Cotton	MCX	Oct	32160	32240	32560	32790	32910
Intraday Trade Call			Call	Entry	T1	T2	SL
Cotton	MCX	Oct	Sell	32570	32450	32350	32642

* Do not carryforward the position the next day.

Commodity: Cotton seed oilcake

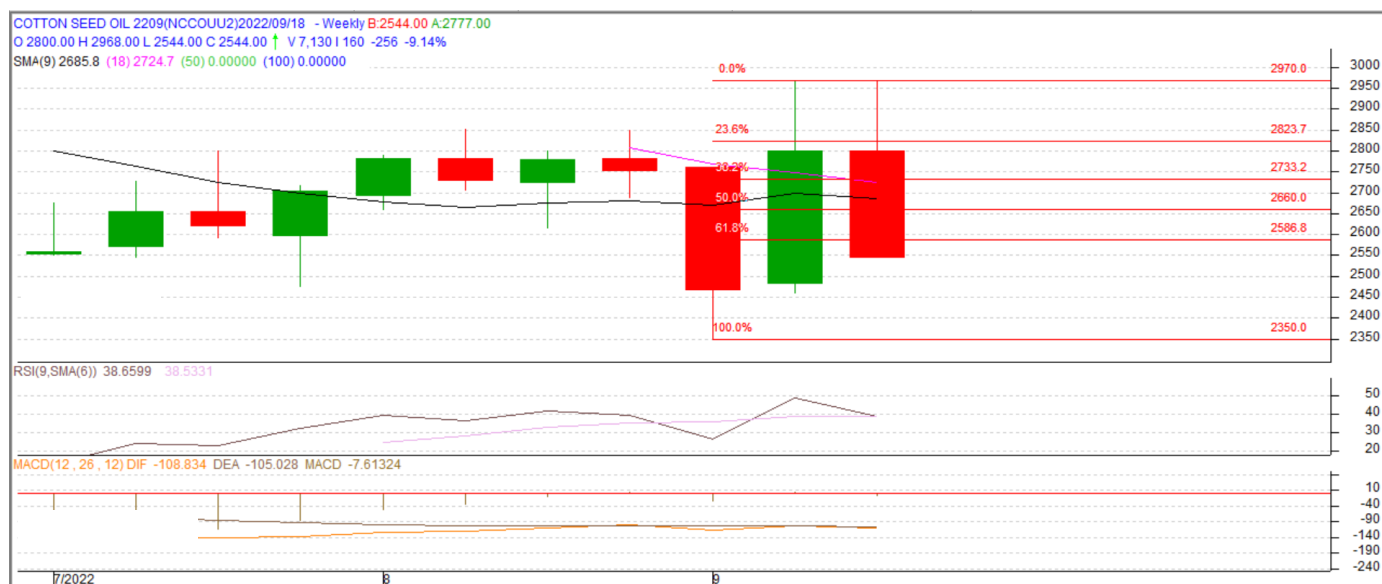
Exchange: MCX

Contract: Oct

Expiry: Oct. 30, 2021

Cottonseed Oilcake

Technical Chart:



Technical Commentary:

- As evident from the above chart overall downward trend was followed in the last week.
- Currently market is trading below 50 DMA, weak sentiments witnessed during the last week.
- RSI indicating weak buying strength.
- Market is expected to remain elevated in the coming week.

Intraday Supports & Resistances			S1	S2	PCP	R1	R2
Cottonseed oilcake	NCDEX	Oct	2428	2478	2544	2704	2719
Intraday Trade Call			Call	Entry	T1	T2	SL
Cottonseed oilcake	NCDEX	Oct	Sell	2554	2519	2494	2575

MCX and NCDEX Weekly Prices

Indian Indices in Candy				
Date	NCDEX Kapas	MCX		
	April	Oct-22	Nov-22	Dec-22
12-09-2022	68,819	76,452	72,498	71,097
13-09-2022	67,799	74,046	70,281	70,490
14-09-2022	67,172	72,624	70,218	69,403
15-09-2022	67,407	72,812	69,821	69,382
16-09-2022	65,969	69,905	67,729	67,102

*NCDEX Kapas seed rate 700/20 kg to convert it in to candy.

Indian Basis					
Date	29 MM	USD-INR	CENTS/LB	ICE DEC	BASIS
12-09-2022	85,750	79.52	137.54	105.71	31.83
13-09-2022	83,500	79.15	134.56	102.32	32.24
14-09-2022	82,500	79.44	132.46	102.71	29.75
15-09-2022	82,250	79.70	131.63	103.29	28.34
16-09-2022	81,500	79.74	130.37	99.29	31.08

OHLC

Candle

Line

LT

FN

Oct22 Cotton(ICE)

16 Sep 2022 CT22V: (O: 102.45; H: 102.45; L: 101.24; C: 101.24)

135
126
117
108
99
90
81

2022 Jul Aug Sep

0
0.236
0.382
0.5
0.618
0.764
1.236

16 Sep 2022 Total Volume: 16348 Total Open Interest: 209867

90000
0
2022 Jul Aug Sep

2021 Jul Oct 2022 Jan Apr 2022 Jul

Zoom: 10D 1M 3M 6M 9M MAX

Copyright ©2022 Moore Research Center, Inc. 541-525-0521

Moore Research Center, Inc.

- The Oct'22' contract has showed a weak movement during the week under review.
- Total volume decreased & Open Interest decreased compared to last week.
- Market is expected to remain elevated in the coming week.
- Market expects weak buying strength.

Expected Trend	Expected Trading Band
weak	102-118

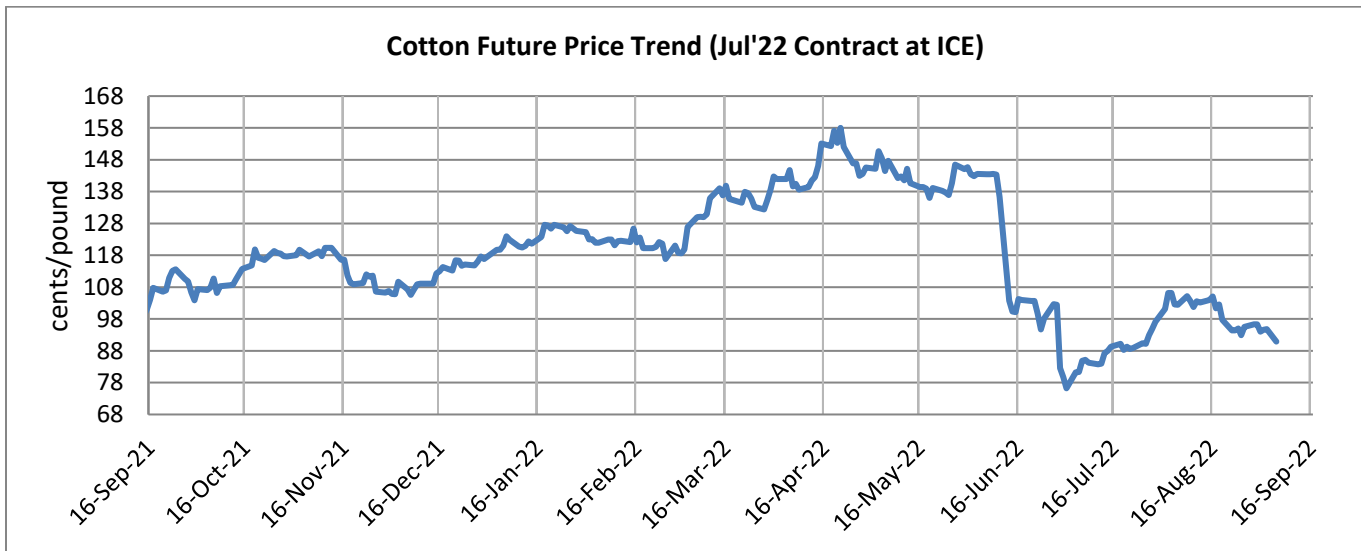
Support 1	Support 2	Resistance 1	Resistance 2
98	92	105	115

Figures in US cents/pound

Cotton Future Prices at ICE

Cotton Prices in Future Contract on ICE						Prices in cents/Lb	
Contracts	16-Sep-22	17-Aug-22	18-Jun-22	20-Mar-22	16-Sep-21	% Change over a month	% Change over previous year
Jul-22	90.85	102.56	143.45	126.21	89.77	-11.42	1.20
Oct-22	101.24	94.56	125.14	113.31	93.41	7.06	8.38
Dec-22	99.29	113.54	118.29	108.16	92.51	-12.55	7.33
Mar-23	96.15	110.27	114.15	104.08	91.80	-12.80	4.74
May-23	93.88	107.02	110.87	130.01	91.43	-12.28	2.68

Future Price Trend (Active Contract):



Cotton Prices at Key Spot Markets:

Commodity	Kapas		Weekly Average Prices (Rs./Quintal)		Change
State	Centre	Variety	12th Sep'22 to 17th Sep'22	05th Sep'22 to 10th Sep'22	
Gujarat	Ahmedabad	Shankar-6	NA	NA	-
	Gondal	Shankar-6	10655	10738	-83
	Rajkot	B.T. Cotton	10267	10854	-588
	Patan	B.T. Cotton	NA	NA	-
	Kadi	B.T. Cotton	NA	NA	-
	Deesa	B.T. Cotton	1581	NA	-
	Dhrol	B.T. Cotton	9135	9948	-813
Haryana	Bhiwani	B.T. Cotton	9725	NA	-
	Bhiwani	Desi	12300	NA	-
	Adampur	B.T. Cotton	9776	10363	-587
	Fatehabad	B.T. Cotton	NA	NA	-
	Jind	B.T. Cotton	NA	NA	-
	Uchana	B.T. Cotton	NA	NA	-
	Dabwali	B.T. Cotton	NA	NA	-
Rajasthan	Hanumangarh	B.T. Cotton	9688	10500	-813
	Rawatsar	B.T. Cotton	NA	NA	-
Madhya Pradesh	Khandwa	Mech-1	NA	NA	-
	Khargaon	Mech-1	NA	NA	-
Maharashtra	Amravati	Mech-1	10600	10600	Unch
	Jamner	Medium Staple	NA	NA	-
Uttar Pradesh	Hathras	B.T. Cotton	8100	NA	-
	Hathras	Desi	8990	NA	-
Telangana	Adilabad	Un-Ginned	NA	NA	-
Andhra Pradesh	Adoni	Un-Ginned	10745.2	10671	74
Karnataka	Bijapur	Bunny	10017	9897	120
	Hubli	D.C.H.	2124	NA	-
	Hubli	B.T. Cotton	2124	NA	-
	Raichur	H-44 Cotton	10629	10684	-55
Commodity	Lint		Prices (Rs./Maunder of 37.32kg each)		Change

State	Centre	Variety	12th Sep'22 to 17th Sep'22	05th Sep'22 to 10th Sep'22	
Punjab	Bhatinda	J-34	8404	9133	-729
	Abohar	J-34	8343	9116	-773
	Mansa	J-34	NA	NA	-
Haryana	Sirsa	J-34	8372	9091	-719
Rajasthan	Sri-Ganganagar	J-34	4050	NA	-

Cotton Arrivals in Key Centers:

Commodity	Kapas		Weekly Sum Arrivals (Quintal)		Change
State	Centre	Variety	12th Sep'22 to 17th Sep'22	05th Sep'22 to 10th Sep'22	
Gujarat	Ahmedabad	Shankar-6	NA	NA	-
	Gondal	Shankar-6	332	403	-71
	Rajkot	B.T. Cotton	2150	940	1210
	Patan	B.T. Cotton	NA	NA	-
	Kadi	B.T. Cotton	NA	NA	-
	Deesa	B.T. Cotton	NA	NA	-
	Dhrol	B.T. Cotton	14	12	2
Haryana	Bhiwani	B.T. Cotton	43000	NA	-
	Bhiwani	Desi	300	NA	-
	Adampur	B.T. Cotton	4250	2380	1870
	Fatehabad	B.T. Cotton	NA	NA	-
	Jind	B.T. Cotton	NA	NA	-
	Uchana	B.T. Cotton	NA	NA	-
	Dabwali	B.T. Cotton	NA	NA	-
Rajasthan	Hanumangarh	B.T. Cotton	54	400	-346
	Rawatsar	B.T. Cotton	NA	NA	-
Madhya Pradesh	Khandwa	Mech-1	NA	NA	-
	Khargaon	Mech-1	NA	NA	-
Maharashtra	Amravati	Mech-1	7000	23500	-16500
	Jamner	Medium Staple	NA	NA	-
Uttar Pradesh	Hathras	B.T. Cotton	685	NA	-
	Hathras	Desi	185	NA	-
Telangana	Adilabad	Un-Ginned	NA	NA	-
Andhra Pradesh	Adoni	Un-Ginned	29059	21494	7565

Karnataka	Bijapur	Bunny	330	444	-114
	Hubli	D.C.H.	NA	NA	-
	Hubli	B.T. Cotton	NA	NA	-
	Raichur	H-44 Cotton	95	66	29
Commodity	Lint		Weekly Sum Arrivals (Quintal)		Change
State	Centre	Variety	12th Sep'22 to 17th Sep'22	05th Sep'22 to 10th Sep'22	
Punjab	Bhatinda	J-34	1207	578	629
	Abohar	J-34	1037	170	867
	Mansa	J-34	NA	NA	-
Haryana	Sirsa	J-34	1955	592	1363
Rajasthan	Sri-Ganganagar	J-34	NA	NA	-

Week on Week Price: Scenario of Cotton:

Commodity	Kapas		Today	Week Ago	Month Ago	Year Ago
State	Centre	Variety	19-Sep-22	12-Sep-22	19-Sep-22	20-Sep-21
Gujarat	Ahmedabad	Shankar-6	9500	0	9500	0
	Gondal	Shankar-6	11005	11005	11005	0
	Rajkot	B.T. Cotton	9880	10500	9880	0
	Patan	B.T. Cotton	NA	0	NA	0
	Kadi	B.T. Cotton	NA	0	NA	0
	Deesa	B.T. Cotton	NA	1700	NA	0
	Dhrol	B.T. Cotton	NA	9000	NA	0
Haryana	Bhiwani	B.T. Cotton	NR	Closed	NR	7100
	Bhiwani	Desi	NR	Closed	NR	0
	Adampur	B.T. Cotton	Closed	NA	Closed	6950
	Fatehabad	B.T. Cotton	NA	0	NA	0
	Jind	B.T. Cotton	NA	0	NA	0
	Uchana	B.T. Cotton	NA	0	NA	0
	Dabwali	B.T. Cotton	NA	0	NA	0
Rajasthan	Hanumangarh	B.T. Cotton	8900	NA	8900	7000
	Rawatsar	B.T. Cotton	NA	0	NA	0
Madhya Pradesh	Khandwa	Mech-1	NA	0	NA	5555
	Khargaon	Mech-1	NA	0	NA	0
Maharashtra	Amravati	Mech-1	10600	NA	10600	0
	Jamner	Medium Staple	NA	0	NA	0

Uttar Pradesh	Hathras	B.T. Cotton	8500	8500	8500	7000
	Hathras	Desi	9200	9200	9200	6700
Telangana	Adilabad	Un-Ginned	NA	0	NA	0
Andhra Pradesh	Adoni	Un-Ginned	10379	10699	10379	7811
Karnataka	Bijapur	Bunny	9615	9715	9615	7225
	Hubli	D.C.H.	NA	0	NA	0
	Hubli	B.T. Cotton	NA	0	NA	0
	Raichur	H-44 Cotton	10000	10200	10000	0
Commodity	Lint		Today	Week Ago	Month Ago	Year Ago
State	Centre	Variety	19-Sep-22	12-Sep-22	19-Sep-22	20-Sep-21
Punjab	Bhatinda	J-34	8025	8800	8025	5325
	Abohar	J-34	8000	8800	8000	5330
	Mansa	J-34	NA	0	NA	5330
Haryana	Sirsa	J-34	8000	8880	8000	5320
Rajasthan	Sri-Ganganagar	J-34	8225	0	8225	0

Cotton Arrivals in Key Centers:

Commodity	Kapas		Arrivals (Quintal)	Arrivals (Quintal)	Arrivals (Quintal)	Arrivals (Quintal)
State	Centre	Variety	19-Sep-22	12-Sep-22	19-Sep-22	20-Sep-21
Gujarat	Ahmedabad	Shankar-6	8500	0	8500	0
	Gondal	Shankar-6	8500	8900	8500	0
	Rajkot	B.T. Cotton	230	350	230	0
	Patan	B.T. Cotton	NA	NA	NA	0
	Kadi	B.T. Cotton	NA	NA	NA	0
	Deesa	B.T. Cotton	NA	NA	NA	0
	Dhrol	B.T. Cotton	NA	3	NA	0
Haryana	Bhiwani	B.T. Cotton	NR	Closed	NR	1500
	Bhiwani	Desi	NR	Closed	NR	0
	Adampur	B.T. Cotton	Closed	NA	Closed	680
	Fatehabad	B.T. Cotton	NA	NA	NA	0
	Jind	B.T. Cotton	NA	NA	NA	0
	Uchana	B.T. Cotton	NA	NA	NA	0
	Dabwali	B.T. Cotton	NA	NA	NA	0
Rajasthan	Hanumangarh	B.T. Cotton	NA	NA	NA	0
	Rawatsar	B.T. Cotton	NA	NA	NA	0
Madhya Pradesh	Khandwa	Mech-1	NA	NA	NA	195
	Khargaon	Mech-1	NA	NA	NA	0
Maharashtra	Amravati	Mech-1	1000	NA	1000	0

	Jamner	Medium Staple	NA	0	NA	0
Uttar Pradesh	Hathras	B.T. Cotton	12	85	12	100
	Hathras	Desi	NA	20	NA	40
Telangana	Adilabad	Un-Ginned	NA	0	NA	0
Andhra Pradesh	Adoni	Un-Ginned	3943	1828	3943	2689
Karnataka	Bijapur	Bunny	117	30	117	43
	Hubli	D.C.H.	NA	0	NA	0
	Hubli	B.T. Cotton	NA	0	NA	0
	Raichur	H-44 Cotton	15	15	15	0
Commodity	Lint		Arrivals (Quintal)	Arrivals (Quintal)	Arrivals (Quintal)	Arrivals (Quintal)
State	Centre	Variety	19-Sep-22	12-Sep-22	19-Sep-22	20-Sep-21
Punjab	Bhatinda	J-34	0	255	0	2040
	Abohar	J-34	255	119	255	680
	Mansa	J-34	NA	0	NA	340
Haryana	Sirsa	J-34	NA	NA	NA	850
Rajasthan	Sri-Ganganagar	J-34	200	0	200	0

*NA Cotton arrivals have decreased in the market as the season is close to its end.

Cotton Association of India Spot Rates:

Trade Name	Staple	Micronaire	Strength/ GPT	Weekly Average Prices		+/- Change
				12th Sep'22 to 17th Sep'22	05th Sep'22 to 10th Sep'22	
Bengal Deshi (RG)/Assam Comilla (101)	Below 22mm	5.0 - 7.0	15	59350	61150	-1800
Bengal Deshi (SG)(201)	Below 22mm	5.0 - 7.0	15	60050	61850	-1800
J-34(202)	26mm	3.5 - 4.9	23	77433	82425	-4992
H-4/ MECH-1(105)	28mm	3.5 - 4.9	27	83333	83250	83
Shankar-6(105)	29mm	3.5 - 4.9	28	86000	83250	2750
Bunny/ Brahma(105)	31mm	3.5 - 4.9	30	90767	NA	-
MCU-5/ Surabhi(106)	32mm	3.3 - 4.9	31	NA	NA	-
DCH-32(107)	34mm	3.0 - 3.8	33	99250	95500	3750

Disclaimer

The information and opinions contained in the document have been compiled from sources believed to be reliable. The company does not warrant its accuracy, completeness and correctness. Use of data and information contained in this report is at your own risk. This document is not, and should not be construed as, an offer to sell or solicitation to buy any commodities. This document may not be reproduced, distributed or published, in whole or in part, by any recipient hereof for any purpose without prior permission from the Company. IASL and its affiliates and/or their officers, directors and employees may have positions in any commodities mentioned in this document (or in any related investment) and may from time to time add to or dispose of any such commodities (or investment). Please see the detailed disclaimer at © 2022 Indian Agribusiness Systems Ltd.