

**Domestic market summary****Domestic Market Scenario:**

During the past week cotton fiber shanker-6 prices remained weak in the market. With the increase in arrivals, the raw cotton and fiber prices have declined from Rs. 98,000 to Rs. 85,000 a candy during the week under review. However, Indian cotton prices are still higher by around 15% to 20% compared to international prices. At present, the overall quality of cotton is good in the market.

**Major Market Highlights:**

- North India Cotton arrival has been delayed during the last week due to heavy rainfalls. Spot rate was improved despite fall in future markets.
- Indian MCX is also sharply during the week under review.
- Despite some rain predicted in cotton belt of central and southern India otherwise crop conditions looks quite good. Also, India is heading towards higher yield this year.

**Market Highlights:**

Cotton Arrivals have been delayed in Gujarat due to heavy rains. The prices for raw cotton have also fallen in the local market to Rs. 5,000-7,000 per candy during the week under review. The Prices are trading at Rs.75,000-Rs.83,000 per candy in spot market Gujarat. Along with cotton, Yarn prices have also fallen in the market. Cotton yarn prices went down by Rs.3-7 per kg. For 30 count combed cotton yarn was traded at Rs. 345-350 per kg, 34 count combed at Rs. 357-360- per kg and 40 count combed at Rs. 360-365 per kg.

Cotton Corporation of India has estimated cotton production to increase by 15% at 370 lakh bales in the 2022-23 season. With the increase in area, yields are also expected to increase due to good weather

conditions. Further production is expected to rise in the 2022-23 season. As per CCI, If the weather remains conducive in the coming months, the production can increase to 370-375 lakh bales. However, if not, then the production can fall to 325-330 lakh bales.

AgriWatch expects that the coming 1- 2 weeks are very crucial for the cotton crop. The ongoing heavy rains in Maharashtra and Gujarat may affect the cotton arrivals in the coming weeks too. Also, if rain continues the cotton yield and quality may get affected adversely, currently the crop is in flowering stage in most of the key producing regions.

As of Sept. 23<sup>rd</sup>, 2022 Cotton sowing has reached 127.39 Lakh Ha. Vs 118.56 Lakh Ha. same period last year. Agriwatch expects overall the cotton sowing to reach 128 Lakh Ha. in 2022-23 season. Earlier, due to excess rainfall in July month cotton sowing was affected in central and southern India.

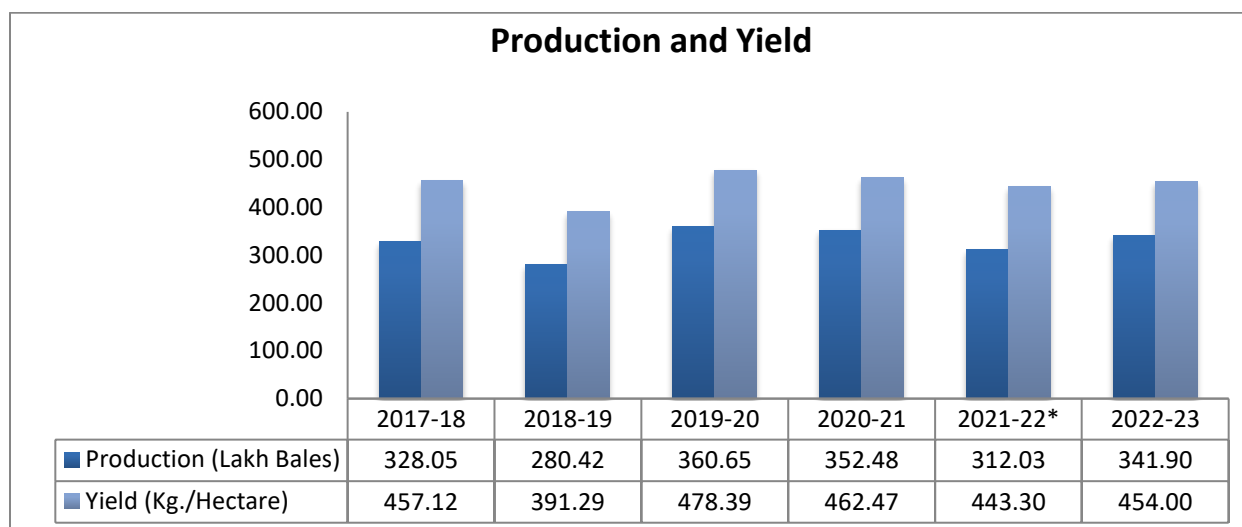
Cotton Sowing (Lakh Hectares) As of 23 <sup>rd</sup> Sept 2022			
States	2021-22	2022-23	Difference
Andhra Pradesh	4.93	6.47	+1.54
Karnataka	6.43	8.21	+1.78
Gujarat	22.53	25.48	+2.95
Maharashtra	39.57	42.29	+2.72
Madhya Pradesh	6.0	5.99	-0.01
Rajasthan	6.28	6.83	+0.54
Punjab	2.54	2.48	-0.06
Haryana	6.88	6.50	-0.37
<b>All India</b>	<b>118.56</b>	<b>127.39</b>	<b>8.83</b>

### New Cotton Arrivals:

Cotton Arrivals (Quintals)		
	Total Arrivals up to 23.09.22	24 <sup>th</sup> Sept'22
Punjab	5200	100
Haryana	75500	-
Lower Rajasthan	11200	500
Ganga line	5100	500
<b>Net Total</b>	<b>97000</b>	<b>1100</b>

Cotton Price (Rs./Quintal) as. of 24 <sup>th</sup> Sept'22	
	Ready Delivery
Punjab	7700-7750
Haryana	7700-7750
Ganga line	7700-7750

## Domestic Production



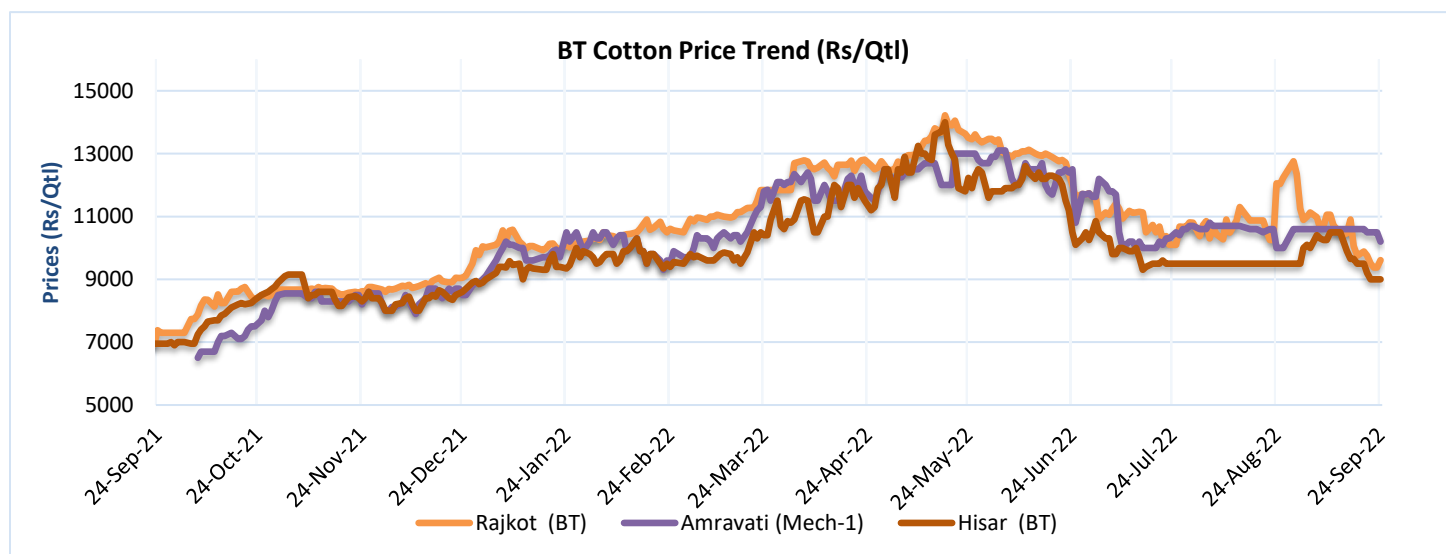
Source: dacnet.nic.in \*01st Advance estimate as on 21.09.2022

Cotton output in the country for the coming 2022-23 season is likely to increase by around 10% to 341.90 lakh bales from 312.03 lakh bales produced during 2021-22. The major reason behind the increase in production is the expected increase in acreage and yield during the 2022-23 season.

## Domestic Cotton Prices Scenario

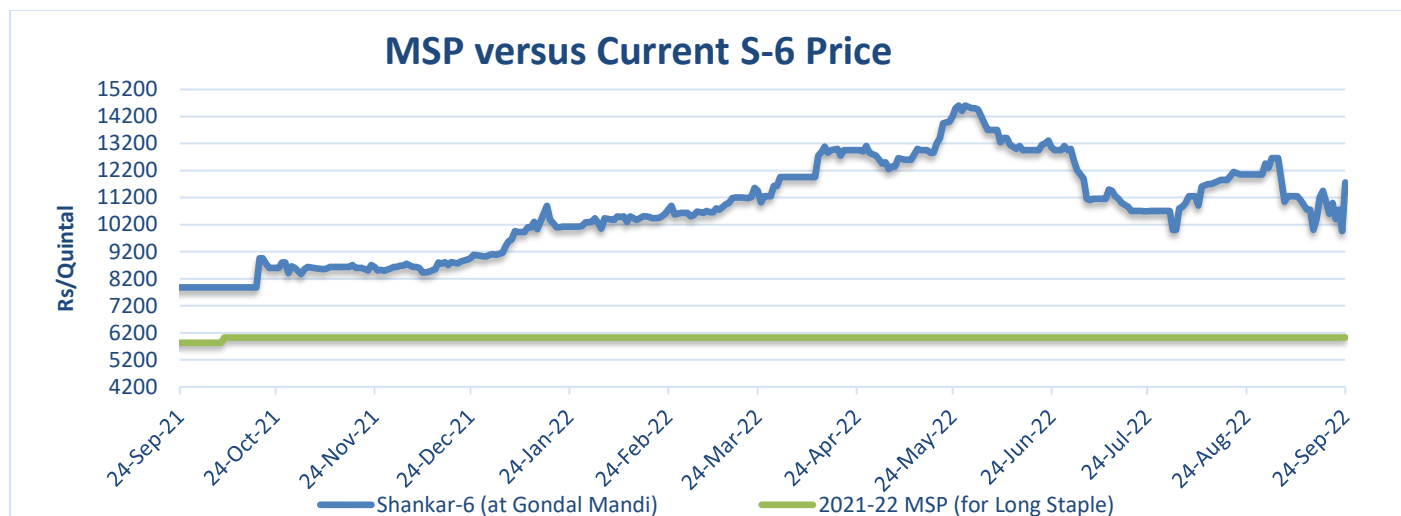
### Kapas (Raw Cotton) Weekly Price Scenario

**Weekly Price Review:** Weekly BT Cotton average prices at Rajkot stood slightly higher at Rs. 9,580/Qtl compared to previous week's Rs. 10,350/Qtl. Cotton prices at Amravati traded at Rs. 10,466 per quintal whereas prices in Hisar were slightly lower at Rs. 9,116 per quintal during the past week.



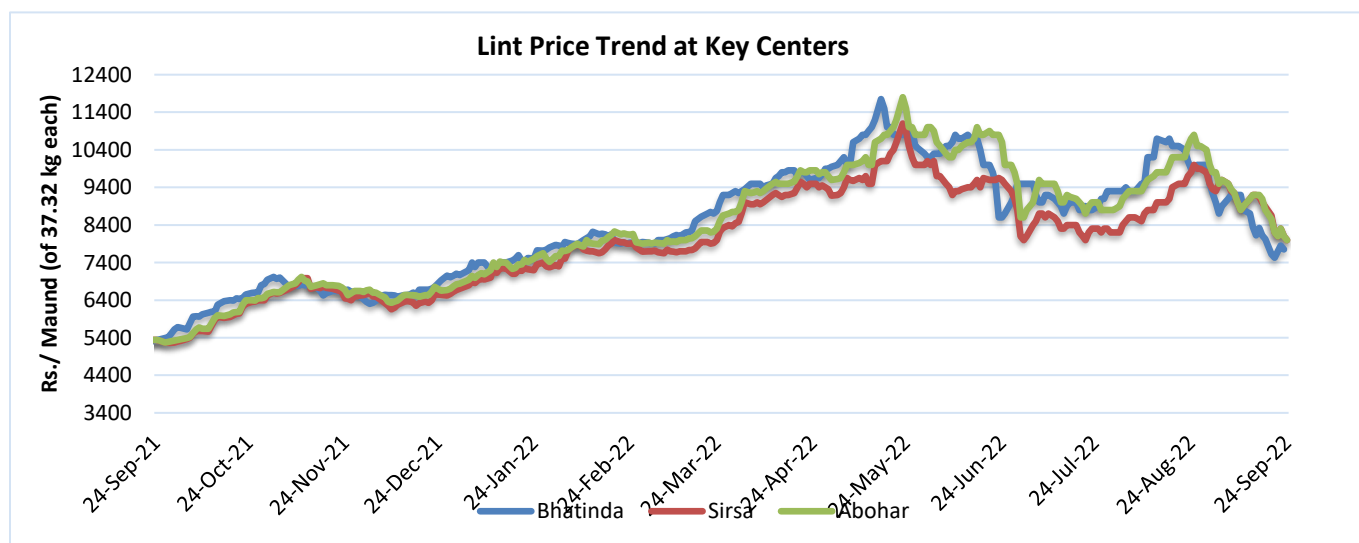
## Spot Price Comparison

Cotton shanker-6 at Gondal market traded higher at Rs. 10,171 per quintal against the minimum support price of Rs. 6025 per quintal. Overall the new cotton quality is good in the market.



## Lint price Outlook

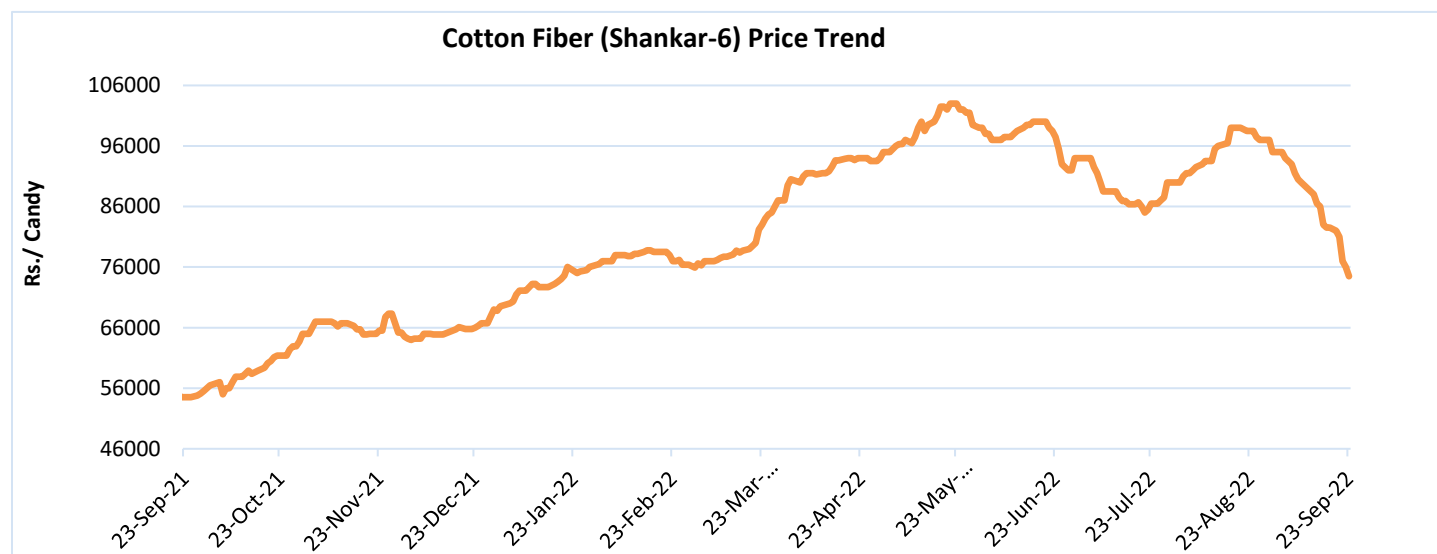
The average price stood slightly lower at Rs. 7733/maund this week compared to Rs.8343/maund previous week in Abohar, in Bhatinda prices were at Rs.7745/maund, and slightly lower in Sirsa at Rs.7700/maund from Rs.8371/maund previous week.



Source: Agriwatch

## **Cotton Fiber price Outlook**

The average cotton fiber (Shankar-6) prices of premium quality have slightly lower and is currently at Rs.76500/candy and is likely to remain range bound in the coming week amid tight supply. Prices are falling mainly because of a production cut by the textile mills.



Source: Cotton Association of India (CAI)

## **Cotton Seed Oil and Cotton Seed Oil Cake**

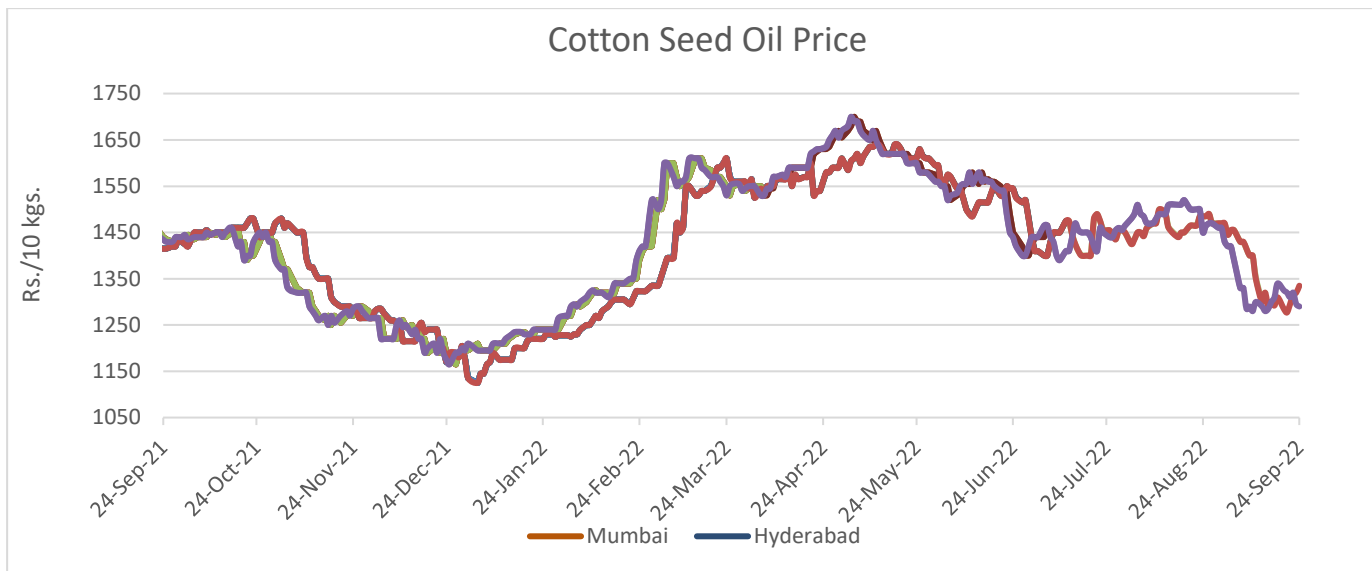
### **Cotton Seed Oil weekly**

#### **Price Scenario**

Cottonseed oil prices have shown a weak trend across the major centers during the week ending on 24th Sep'22. Prices are falling mainly because of reduced demand in the market.

Center	Weekly Average Price as on (Rs/10 kg.)		% Change
	24-Sep-22	19-Sep-22	
Rajkot	1313	1326	-1.02
Hyderabad	1302	1315	-1.03
Mumbai	1299	1313	-1.05

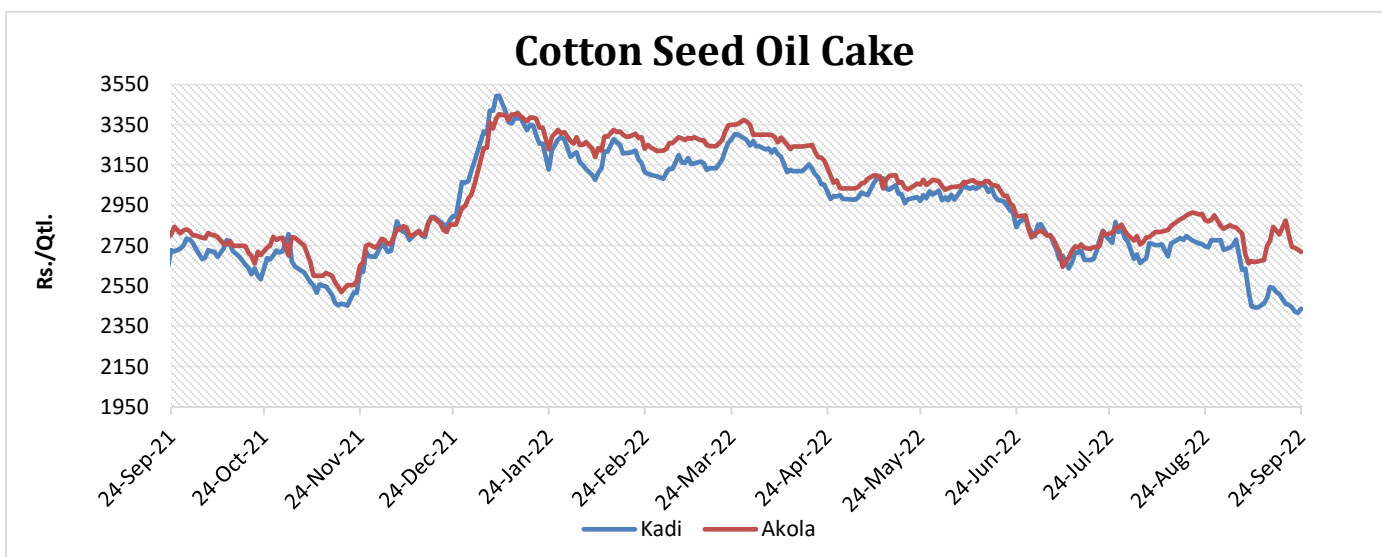
Source: Agriwatch



### Cotton Seed Oil Cake weekly price Scenario

The average price of cottonseed oilcake in the Kadi market has decreased slightly as compared to previous week. Prices in Kadi were at Rs. 2440 per quintal from Rs. 2512 per quintal and in Akola prices were at Rs. 2769 per quintal from Rs. 2779 per quintal the previous week.

Center	Weekly Average Price as on (Rs/quintal.)*		% Change
	24-Sep-22	17-Sep-22	
Kadi	2440	2512	-2.86
Akola	2769	2779	-0.36



Source: NCDEX

### Price Forecast for the coming week

Months	Past Week	During the week	Coming week
Price per quintal at Rajkot (Average of the month)	9500	94500-9850	99500-12540

### Stock Position

MCX Stock Position as on 16 <sup>th</sup> Sep'2022			
Commodity	Location	Unit of Measure	Eligible Quantity
Cotton Bales	YAVATMAL	Bales	3700
Cotton Bales	KADI	Bales	300
Cotton Bales	RAJKOT	Bales	550
Cotton Bales	JALNA	Bales	NA
Cotton Bales	MUNDRA	Bales	NA
Cotton Bales	ADILABAD	Bales	1475
		<b>Total</b>	<b>6025</b>

### International Market Scenario

World Cotton Balance Sheet			
	2020-21	2021-22#	2022-23*
Area Harvested	31,420	32,310	32,720
Yield	772	781	778
Opening Stock	97,646	88,074	84,721
Production	1,11,481	1,15,955	1,18,445
Imports	49,078	42,977	44,609
Total Supply	2,58,205	2,47,045	2,47,844
Exports	48,514	43,286	44,580
Domestic Consumption	1,21,617	1,19,218	1,18,625
Ending Stock	88,074	84,721	84,752

Source: USDA \*Global projected 2022-23; #estimated 2021-22

\*Attribute Unit Description: Area in 1000 Ha; Yield of Cotton in Kg/Ha; Quantity of Cotton in 1000 480-lb Bales

According to the U.S. Crop progress report, as of 18<sup>th</sup> Sep 2022, U.S cotton Cotton Bolls opening stands at 59 percent which is higher than that of the previous season (46 percent). In the previous week cotton bolls opening was 49 percent. Overall 4 percent of the U.S Cotton Crop is in excellent condition, 30 percent in good to a fair condition which was 28 percent in the previous week.

According to USDA, Cotton and product update report, global cotton production is estimated higher at 118.40 million bales, and stocks are projected higher this month. However, Consumption has slightly decreased to 118.60 million bales with lower projected use in Pakistan and Vietnam. Global trade is unchanged as higher U.S. exports more than offset lower Brazil shipments.

Cotton production in Pakistan has reached 2.19 million bales till 15<sup>th</sup> September 2022, which is around 19% lower from the previous season. The production has fallen mainly due to heavy rainfalls. As a result, Pakistan may import 5.5-6 million bales of cotton to overcome the shortfall in the 2022-23 season.

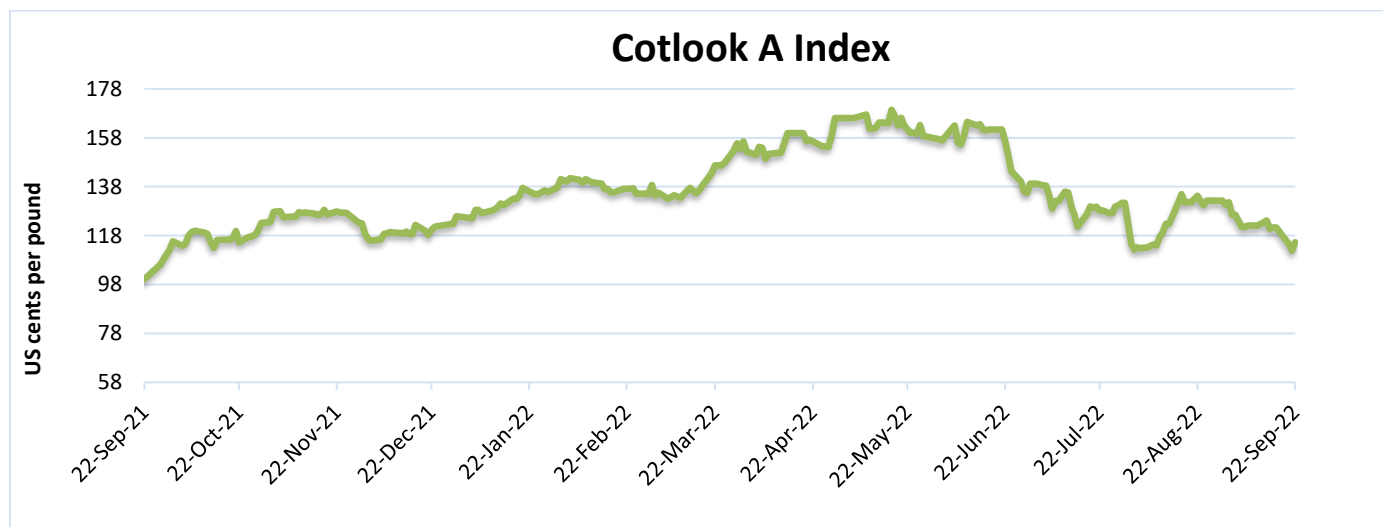


### Cotlook A Index

Cotlook A Index was lower this week. The Cotlook A Index was at 113.97 cents/lb lower as compared to the previous week (121.25 cents/lb).

Cotlook A Index	Weekly Average Price change as on		% Change
	24-Sep-22	17-Sep-22	
Prices	113.97	121.25	-6.01
Prices in US cents per Pound			

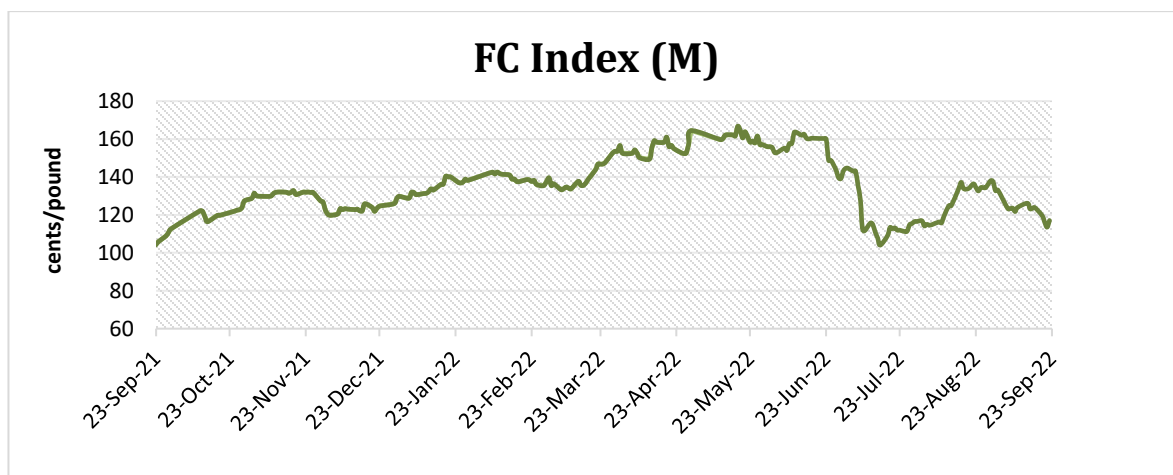
Source: Cotlook



### China Cotton Index and Foreign Cotton Index

Cotton Index	Weekly Average Price as on		% Change
	23-Sep-22	17-Sep-22	
FC (S)	118.04	125.56	-5.99
FC (M)	116.61	124.17	-
FC (L)	115.46	122.69	-5.89
Prices in US cents per Pound			

Source: China Cotton Association



Cotton Index	Weekly Average Price as on		% Change
	24-Sep-22	17-Sep-22	
CCIndex(328)	15604.40	15675.75	-0.46
CCIndex(527)	14197.80	14260.75	-0.44
CCIndex(229)	16045.20	16093.25	-0.30
Prices in Yuan per ton			

Source: China Cotton Association

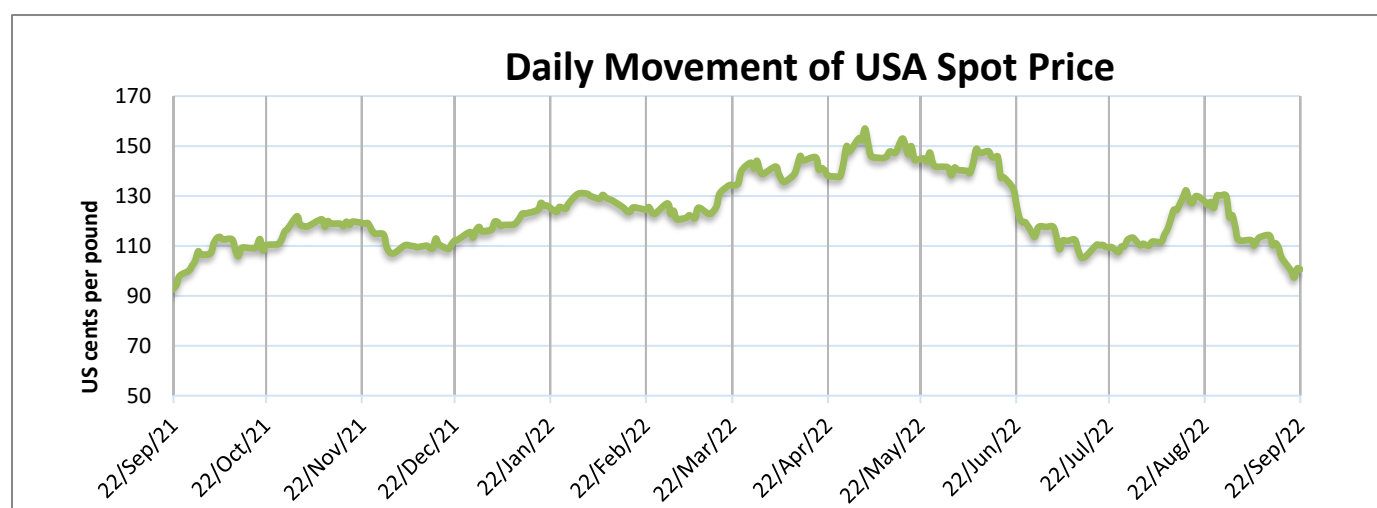


## USA Spot Prices

U.S.A spot prices was at 100.81 cents per pound last week.

USA Spot Prices	Monthly Average Price as on		% Change
	24-Sep-22	15-Sep-22	
Prices	100.81	111.68	-9.73
Prices in US cents per Pound			

Source: USDA



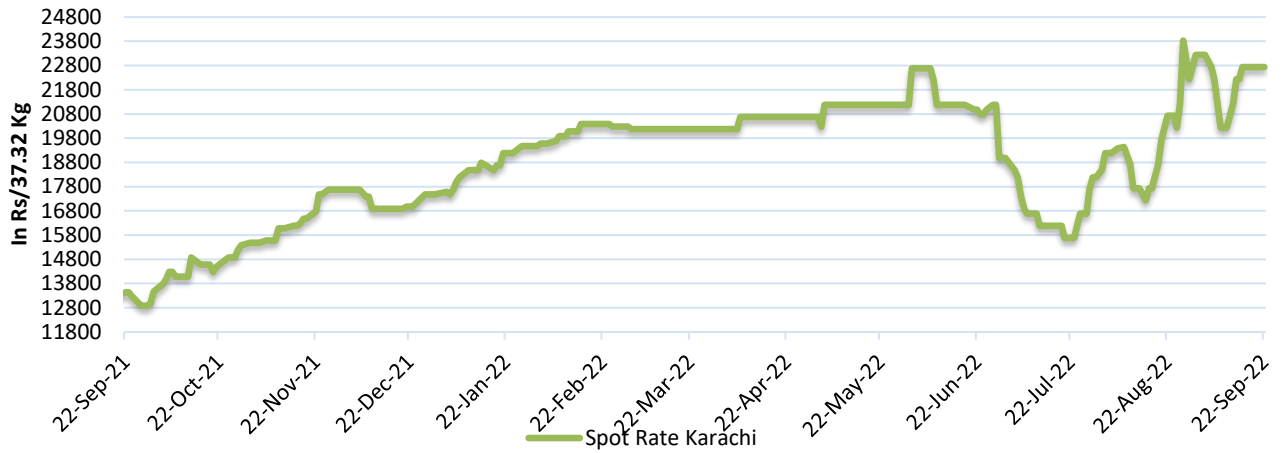
## Pakistan Spot Prices

The Karachi spot price had increased at Rs.22760/q same as the previous week. As the production has fallen in the country due to heavy rainfalls.

Karachi Spot Prices	Weekly Average Price as on		% Change
	24-Sep-22	15-Sep-22	
Prices	22760	22735	0.11
Prices in Rs per 37.32 Kg			



### Spot Rate Karachi



Commodity: Cotton

Exchange: MCX

Contract: Oct

Expiry: Oct. 30, 2021

### Cotton – Technical Outlook

#### Technical Chart:

COTTON 2210(MXCTNV2)2022/09/25 - Weekly B:32400.00 A:32490.00  
O 32310.00 H 32730.00 L 32180.00 C 32480.00 ↓ V 255 T 192,529 I 932 +90 +0.28%  
SMA(9) 36804 (18) 36596 (50) 0.00000 (100) 0.00000



#### Technical Commentary:

- As depicted in the above chart, the overall trend remains downward. Market has broken more than 61% Fibonacci retracement level.
- Technically market is under long liquidation as the market has witnessed a drop in open interest, now Cotton has taken as support at 32040, resistance is now likely to be seen at 32710, a move above could see prices testing 32370
- MACD indicates bearish momentum while oscillator RSI pointing down in the neutral zone. Both indicators point for a range-bound market with a slightly weak bias.
- Overall, the prices are expected to remain range-bound to slightly weak in the coming days.

Intraday Supports & Resistances			S1	S2	PCP	R1	R2
Cotton	MCX	Oct	32080	32160	32480	32710	32830
Intraday Trade Call			Call	Entry	T1	T2	SL
Cotton	MCX	Oct	<b>Sell</b>	32490	32370	32270	32562

\* Do not carryforward the position the next day.

**Commodity: Cotton seed oilcake**

**Exchange: MCX**

**Contract: Oct**

**Expiry: Oct. 30, 2021**

## Cottonseed Oilcake

### Technical Chart:



### Technical Commentary:

- As evident from the above chart overall downward trend was followed in the last week.
- Currently market is trading below 50 DMA, weak sentiments witnessed during the last week.
- RSI indicating weak buying strength.
- Market is expected to remain elevated in the coming week.

Intraday Supports & Resistances			S1	S2	PCP	R1	R2
Cottonseed oilcake	NCDEX	Oct	2158	2208	2274	2434	2449
Intraday Trade Call			Call	Entry	T1	T2	SL
Cottonseed oilcake	NCDEX	Oct	<b>Sell</b>	2284	2249	2224	2305

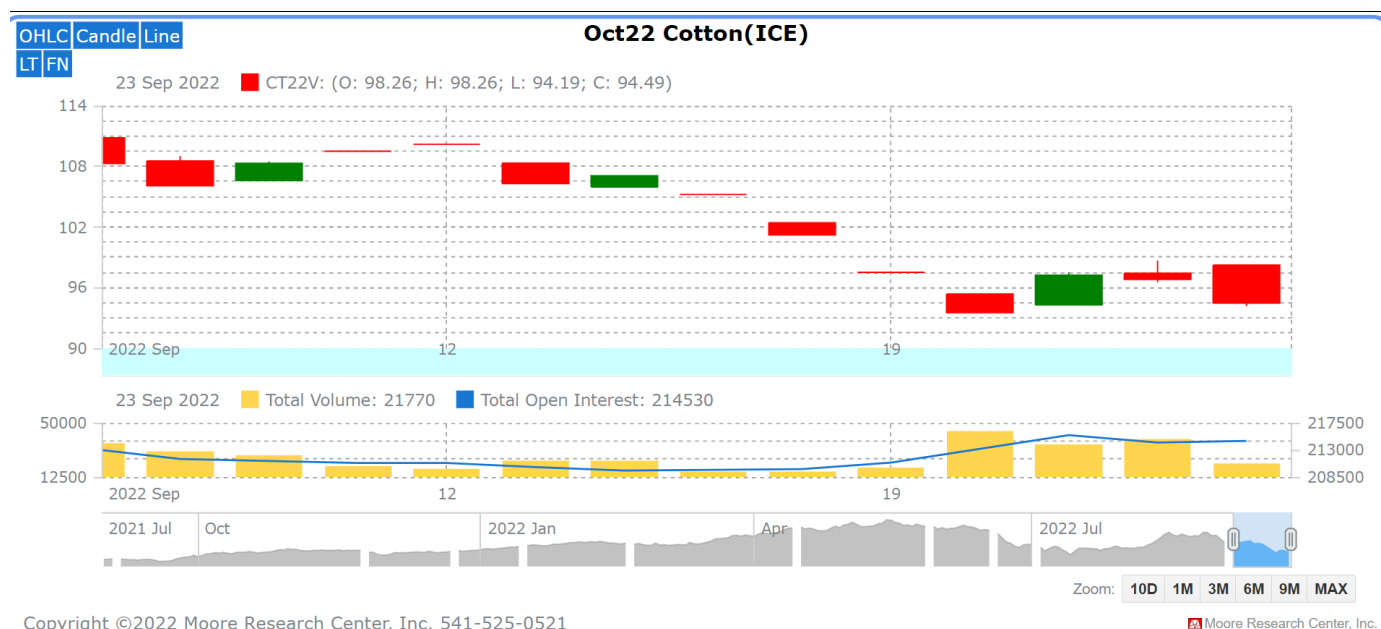
## MCX and NCDEX Weekly Prices

Indian Indices in Candy				
Date	NCDEX Kapas	MCX		
	April	Aug-22	Oct-22	Nov-22
19-09-2022	65,002	67,876	65,909	65,826
20-09-2022	65,028	68,440	66,391	66,202
21-09-2022	65,472	69,549	66,746	65,826
22-09-2022	65,315	68,629	65,951	65,784
23-09-2022	64,322	67,750	65,073	65,470

\*NCDEX Kapas seed rate 700/20 kg to convert it in to candy.

Indian Basis					
Date	29 MM	USD-INR	CENTS/LB	ICE DEC	BASIS
19-09-2022	77,250	79.77	123.52	96.04	27.48
20-09-2022	75,750	79.75	121.15	93.33	27.82
21-09-2022	75,000	80.86	118.31	96.92	21.39
22-09-2022	75,000	80.86	118.31	96.54	21.77
23-09-2022	74,250	80.99	116.94	92.54	24.40

## Technical Analysis of Cotton Future (Oct'22Contract) at ICE



- The Oct'22' contract has showed a weak movement during the week under review.
- Total volume decreased & Open Interest decreased compared to last week.
- Market is expected to remain elevated in the coming week.
- Market expects weak buying strength.

### Expected Price Range During Coming week

Expected Trend	Expected Trading Band
weak	94-110

### Expected Support and Resistance

Support 1	Support 2	Resistance 1	Resistance 2
98	92	105	115

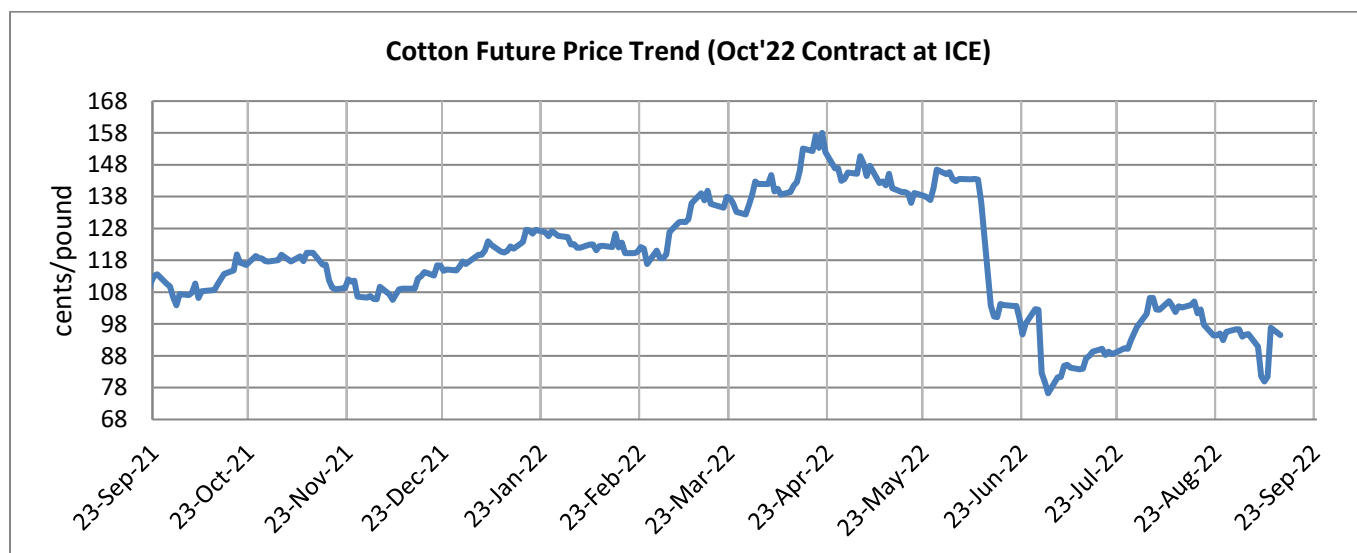
Figures in US cents/pound



## Cotton Future Prices at ICE

Cotton Prices in Future Contract on ICE						Prices in cents/Lb	
Contracts	23-Sep-22	24-Aug-22	25-Jun-22	27-Mar-22	23-Sep-21	% Change over a month	% Change over previous year
Oct-22	94.49	103.52	107.15	118.04	93.31	-8.72	1.26
Dec-22	92.54	95.57	98.05	111.30	92.46	-3.17	0.09
Mar-23	89.67	114.07	93.52	106.99	91.50	-21.39	-2.00
May-23	87.49	111.01	91.13	139.07	90.99	-21.19	-3.85
Jul-23	84.78	108.10	103.76	135.31	89.52	-21.57	-5.29

## Future Price Trend (Active Contract):



Cotton Prices at Key Spot Markets:

Commodity	Kapas		Weekly Average Prices (Rs./Quintal)		Change
State	Centre	Variety	19th Sep'22 to 24th Sep'22	12th Sep'22 to 17th Sep'22	
Gujarat	Ahmedabad	Shankar-6	9500	NA	-
	Gondal	Shankar-6	10180	10655	-475
	Rajkot	B.T. Cotton	9581	10267	-686
	Patan	B.T. Cotton	NA	NA	-
	Kadi	B.T. Cotton	NA	NA	-
	Deesa	B.T. Cotton	1187	1581	-394
	Dhrol	B.T. Cotton	7365	9135	-1770
Haryana	Bhiwani	B.T. Cotton	4517	9725	-5208
	Bhiwani	Desi	NA	12300	-
	Adampur	B.T. Cotton	9100	9776	-676
	Fatehabad	B.T. Cotton	NA	NA	-
	Jind	B.T. Cotton	NA	NA	-
	Uchana	B.T. Cotton	NA	NA	-
	Dabwali	B.T. Cotton	NA	NA	-
Rajasthan	Hanumangarh	B.T. Cotton	8825	9688	-863
	Rawatsar	B.T. Cotton	NA	NA	-
Madhya Pradesh	Khandwa	Mech-1	NA	NA	-
	Khargaon	Mech-1	NA	NA	-
Maharashtra	Amravati	Mech-1	10520	10600	-80
	Jamner	Medium Staple	NA	NA	-
Uttar Pradesh	Hathras	B.T. Cotton	6025	NA	-
	Hathras	Desi	4350	NA	-
Telangana	Adilabad	Un-Ginned	NA	NA	-
Andhra Pradesh	Adoni	Un-Ginned	9730.6	10745.2	-1015
Karnataka	Bijapur	Bunny	9345	10017	-672
	Hubli	D.C.H.	1879	2124	-245
	Hubli	B.T. Cotton	1879	2124	-245
	Raichur	H-44 Cotton	9519	10629	-1110
Commodity	Lint		Prices (Rs./Maund of 37.32kg each)		Change
State	Centre	Variety	19th Sep'22 to 24th Sep'22	12th Sep'22 to 17th Sep'22	
Punjab	Bhatinda	J-34	7746	8404	-658
	Abohar	J-34	7733	8343	-610
	Mansa	J-34	2617	NA	-
Haryana	Sirsa	J-34	7700	8372	-672
Rajasthan	Sri-Ganganagar	J-34	3876	4050	-174

Cotton Arrivals in Key Centers:

Commodity	Kapas		Weekly Sum Arrivals (Quintal)		Change
State	Centre	Variety	19th Sep'22 to 24th Sep'22	12th Sep'22 to 17th Sep'22	
Gujarat	Ahmedabad	Shankar-6	37400	NA	-
	Gondal	Shankar-6	53550	56130	-2580
	Rajkot	B.T. Cotton	2030	2150	-120
	Patan	B.T. Cotton	NA	NA	-
	Kadi	B.T. Cotton	NA	NA	-
	Deesa	B.T. Cotton	NA	NA	-
	Dhrol	B.T. Cotton	24	14	10
Haryana	Bhiwani	B.T. Cotton	2000	43000	-41000
	Bhiwani	Desi	NA	300	-
	Adampur	B.T. Cotton	1020	4250	-3230
	Fatehabad	B.T. Cotton	NA	NA	-
	Jind	B.T. Cotton	NA	NA	-
	Uchana	B.T. Cotton	NA	NA	-
	Dabwali	B.T. Cotton	NA	NA	-
Rajasthan	Hanumangarh	B.T. Cotton	2700	270	2430
	Rawatsar	B.T. Cotton	NA	NA	-
Madhya Pradesh	Khandwa	Mech-1	NA	NA	-
	Khargaon	Mech-1	NA	NA	-
Maharashtra	Amravati	Mech-1	1066	1750	-684
	Jamner	Medium Staple	NA	NA	-
Uttar Pradesh	Hathras	B.T. Cotton	262	685	-423
	Hathras	Desi	NA	185	-
Telangana	Adilabad	Un-Ginned	NA	NA	-
Andhra Pradesh	Adoni	Un-Ginned	42258	29059	13199
Karnataka	Bijapur	Bunny	669	330	339
	Hubli	D.C.H.	NA	NA	-
	Hubli	B.T. Cotton	NA	NA	-
	Raichur	H-44 Cotton	79	95	-16
Commodity	Lint		Weekly Sum Arrivals (Quintal)		Change
State	Centre	Variety	19th Sep'22 to 24th Sep'22	12th Sep'22 to 17th Sep'22	
Punjab	Bhatinda	J-34	NA	1207	-
	Abohar	J-34	1700	1037	663
	Mansa	J-34	NA	NA	-
Haryana	Sirsa	J-34	NA	1955	-
Rajasthan	Sri-Ganganagar	J-34	500	NA	-

**Week on Week Price: Scenario of Cotton:**

Commodity	Kapas		Today	Week Ago	Month Ago	Year Ago
State	Centre	Variety	24-Sep-22	17-Sep-22	25-Aug-22	24-Sep-21
<b>Gujarat</b>	Ahmedabad	Shankar-6	9500	0	0	0
	Gondal	Shankar-6	NA	10055	12655	0
	Rajkot	B.T. Cotton	9605	9250	12030	6930
	Patan	B.T. Cotton	NA	0	0	0
	Kadi	B.T. Cotton	NA	0	0	6500
	Deesa	B.T. Cotton	1568	1400	1700	890
	Dhrol	B.T. Cotton	8990	8150	9680	5610
<b>Haryana</b>	Bhiwani	B.T. Cotton	9100	9400	0	7050
	Bhiwani	Desi	NA	12700	0	0
	Adampur	B.T. Cotton	Closed	9500	0	6950
	Fatehabad	B.T. Cotton	NA	0	0	0
	Jind	B.T. Cotton	NA	0	0	0
	Uchana	B.T. Cotton	NA	0	0	0
	Dabwali	B.T. Cotton	NA	0	0	0
<b>Rajasthan</b>	Hanumangarh	B.T. Cotton	9100	9250	0	6800
	Rawatsar	B.T. Cotton	NA	0	0	7200
<b>Madhya Pradesh</b>	Khandwa	Mech-1	NA	0	0	5825
	Khargaon	Mech-1	NA	0	0	5700
<b>Maharashtra</b>	Amravati	Mech-1	10200	10600	10000	0
	Jamner	Medium Staple	NA	0	0	0
<b>Uttar Pradesh</b>	Hathras	B.T. Cotton	NA	0	0	6850
	Hathras	Desi	NA	0	0	6350
<b>Telangana</b>	Adilabad	Un-Ginned	NA	0	0	0
<b>Andhra Pradesh</b>	Adoni	Un-Ginned	9479	10620	11839	7969
<b>Karnataka</b>	Bijapur	Bunny	NA	9509	10809	7325
	Hubli	D.C.H.	NA	0	0	0
	Hubli	B.T. Cotton	NA	0	0	0
	Raichur	H-44 Cotton	NA	10200	10800	0
Commodity	Lint		Today	Week Ago	Month Ago	Year Ago
State	Centre	Variety	24-Sep-22	17-Sep-22	25-Aug-22	24-Sep-21

<b>Punjab</b>	Bhatinda	J-34	7750	8125	9900	5310
	Abohar	J-34	7700	8100	9800	5320
	Mansa	J-34	7800	0	0	5300
<b>Haryana</b>	Sirsa	J-34	7700	8100	9350	5270
<b>Rajasthan</b>	Sri-Ganganagar	J-34	7238	0	0	0

**Cotton Arrivals in Key Centers:**

Commodity	Kapas		Arrivals (Quintal)	Arrivals (Quintal)	Arrivals (Quintal)	Arrivals (Quintal)
State	Centre	Variety	24-Sep-22	17-Sep-22	25-Aug-22	24-Sep-21
<b>Gujarat</b>	Ahmedabad	Shankar-6	4420	0	0	0
	Gondal	Shankar-6	8000	8600	10500	5505
	Rajkot	B.T. Cotton	540	600	25	410
	Patan	B.T. Cotton	NA	0	0	0
	Kadi	B.T. Cotton	NA	0	0	1200
	Deesa	B.T. Cotton	NA	0	0	0
	Dhrol	B.T. Cotton	8	5	2	28
<b>Haryana</b>	Bhiwani	B.T. Cotton	NA	6000	0	4000
	Bhiwani	Desi	NA	0	0	0
	Adampur	B.T. Cotton	Closed	1360	0	680
	Fatehabad	B.T. Cotton	NA	0	0	0
	Jind	B.T. Cotton	NA	0	0	0
	Uchana	B.T. Cotton	NA	0	0	0
	Dabwali	B.T. Cotton	NA	0	0	0
<b>Rajasthan</b>	Hanumangarh	B.T. Cotton	NA	0	0	700
	Rawatsar	B.T. Cotton	NA	0	0	700
<b>Madhya Pradesh</b>	Khandwa	Mech-1	NA	0	0	345
	Khargaon	Mech-1	NA	0	0	750
<b>Maharashtra</b>	Amravati	Mech-1	1400	1000	4000	0
	Jamner	Medium Staple	NA	0	0	0
<b>Uttar Pradesh</b>	Hathras	B.T. Cotton	NA	0	0	60
	Hathras	Desi	NA	0	0	50
<b>Telangana</b>	Adilabad	Un-Ginned	NA	0	0	0
<b>Andhra Pradesh</b>	Adoni	Un-Ginned	6384	7253	1540	4707
<b>Karnataka</b>	Bijapur	Bunny	NA	69	134	44
	Hubli	D.C.H.	NA	0	0	0

	Hubli	B.T. Cotton	NA	0	0	0
	Raichur	H-44 Cotton	NA	16	10	0
<b>Commodity</b>	<b>Lint</b>		<b>Arrivals (Quintal)</b>	<b>Arrivals (Quintal)</b>	<b>Arrivals (Quintal)</b>	<b>Arrivals (Quintal)</b>
<b>State</b>	<b>Centre</b>	<b>Variety</b>	<b>24-Sep-22</b>	<b>17-Sep-22</b>	<b>25-Aug-22</b>	<b>24-Sep-21</b>
<b>Punjab</b>	Bhatinda	J-34	NA	119	0	1700
	Abohar	J-34	170	255	0	1020
	Mansa	J-34	NA	0	0	170
<b>Haryana</b>	Sirsa	J-34	NA	680	0	170
<b>Rajasthan</b>	Sri-Ganganagar	J-34	150	0	0	0

### Cotton Association of India Spot Rates:

Trade Name	Staple	Micronaire	Strength/ GPT	Weekly Average Prices		+/- Change
				19th Sep'22 to 24th Sep'22	12th Sep'22 to 17th Sep'22	
Bengal Deshi (RG)/Assam Comilla (101)	Below 22mm	5.0 - 7.0	15	52900	59350	<b>-6450</b>
Bengal Deshi (SG)(201)	Below 22mm	5.0 - 7.0	15	53892	60050	<b>-6158</b>
J-34(202)	26mm	3.5 - 4.9	23	71260	77433	<b>-6173</b>
H-4/ MECH-1(105)	28mm	3.5 - 4.9	27	74900	83333	<b>-8433</b>
Shankar-6(105)	29mm	3.5 - 4.9	28	76500	86000	<b>-9500</b>
Bunny/ Brahma(105)	31mm	3.5 - 4.9	30	NA	90767	-
MCU-5/ Surabhi(106)	32mm	3.3 - 4.9	31	NA	NA	-
DCH-32(107)	34mm	3.0 - 3.8	33	88000	99250	<b>-11250</b>

### **Disclaimer**

The information and opinions contained in the document have been compiled from sources believed to be reliable. The company does not warrant its accuracy, completeness and correctness. Use of data and information contained in this report is at your own risk. This document is not, and should not be construed as, an offer to sell or solicitation to buy any commodities. This document may not be reproduced, distributed or published, in whole or in part, by any recipient hereof for any purpose without prior permission from the Company. IASL and its affiliates and/or their officers, directors and employees may have positions in any commodities mentioned in this document (or in any related investment) and may from time to time add to or dispose of any such commodities (or investment). Please see the detailed disclaimer at © 2022 Indian Agribusiness Systems Ltd.