

**COTTON WEEKLY RESEARCH REPORT**

10th October 2022

**Domestic market summary**
**Major Market Highlights:**

Cotton market remained steady during the week under review. North Indian Cotton arrival were affected due to rains. Cotton Shanker-6 prices remained between Rs. 69,000- Rs. 70,500 per candy. Rainfall was also reported from the Western belt of cotton crop but so far, no major crop loss has been reported. Cotton mills has reduced their production as yarn off take is low and yarn prices are under pressure.

**Domestic Market Scenario:**

As of Sept. 30<sup>th</sup>, 2022 Cotton sowing has reached 127.50 Lakh Ha. Vs 118.59 Lakh Ha. same period last year. Agriwatch expects overall the cotton sowing to reach 128 Lakh Ha. in 2022-23 season. Earlier, due to excess rainfall in July month cotton sowing was affected in central and southern India. As per AgriWatch the recent rains during the last week in Northern and Central India is likely to affect the cotton crop which is currently in the flowering state.

According to the Punjab State Agricultural Marketing Board, around 46,000 quintals of cotton has arrived in this season by 04<sup>th</sup> October 22 which is comparatively lower from 2.33 lakh quintals by 04<sup>th</sup> October 21. Cotton prices have also dropped from Rs.9,050 per quintal to Rs.8,400 against the minimum support price (MSP) for cotton at Rs.6,380 per quintal.

**Cotton Sowing (Lakh Hectares) As of 30<sup>th</sup> Sept 2022**

States	2021-22	2022-23	Difference
Andhra Pradesh	4.93	6.53	+1.60
Karnataka	6.44	8.22	+1.78
Gujarat	22.54	25.49	+2.95
Maharashtra	39.57	42.29	+2.72
Madhya Pradesh	6.0	5.99	-0.01
Rajasthan	6.29	6.83	+0.55
Punjab	2.54	2.48	-0.06
Haryana	6.88	6.50	-0.38
<b>All India</b>	<b>118.59</b>	<b>127.50</b>	<b>8.91</b>

Textile mills across India are waiting for the prices to stabilize to revive production. Several textile mills that use cotton as raw material are operating at less than 50% capacity at present because cotton prices had gone up to Rs.1 lakh a candy during the previous season and now have come down to Rs. 70,000 per candy.

Cotton crop is expected to get affected due to heavy rains in Telangana. The incessant rains in Khammam and Bhadrachalam districts are expected to adversely affect cotton production. The areas of Enkoor, Konigera, Errapalem, Kusumanchi and Kamepalli of Khammam districts have reported heavy rains during the last few days.

As of 03<sup>rd</sup> Oct 2022, Gujarat Cotton sowing has reached 25,48,968 hectares for the 2022-23 season which is slightly higher compared to the previous season's sowing of 22,53,933 hectares. As per AgriWatch, Overall cotton arrivals had increased in the state for the coming 2022-23 season where as, prices have come down to Rs. 8,750 per Quintal against the minimum support price of Rs. 6,025 per quintal. The rainfall during the last week has affected the quality of cotton in some parts of Gujarat. Overall, the moisture percentage has increased to 30-35% in the new cotton. The market is currently witnessing low demand as textile mills are closed for the 2021-22 season but will soon start operations for the 2022-23 season as the new cotton season has started from 01<sup>st</sup> October 2022.

According to the market sources, the Haryana Agriculture Department's preliminary survey report, cotton crop has been affected in the state on over 39,000 hectares due to heavy rainfall during September month. For the 2022-23 cotton season, around 6.50 lakh hectares of land was sown under cotton cultivation which was comparatively lower than the previous season's sowing of 6.88 lakh hectares. As per AgriWatch sources, around 15-20% loss is expected across the state.

#### **New Cotton Arrivals:**

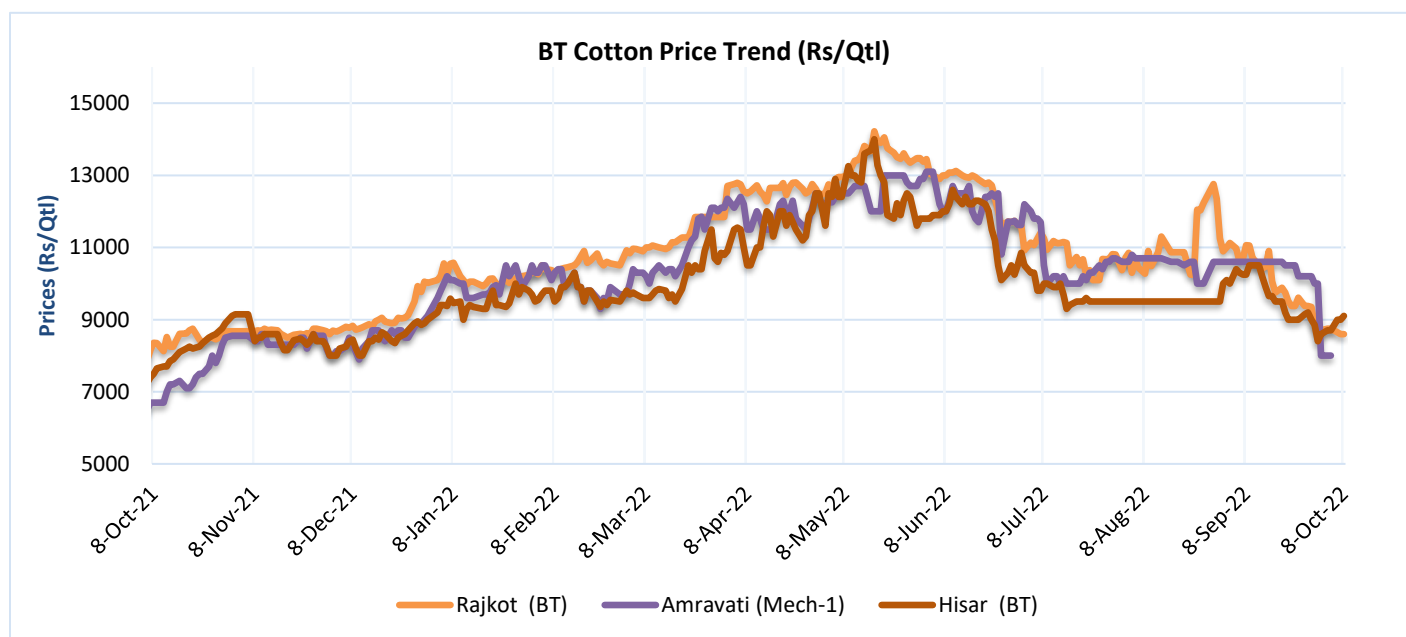
<b>Cotton Arrivals (Quintals)</b>		
	<b>Total Arrivals up to 07.10.22</b>	<b>10<sup>th</sup> Oct'22</b>
Punjab	16200	600
Haryana	127500	3000
Lower Rajasthan	49500	3000
Ganga line	56500	4000
<b>Net Total</b>	<b>249700</b>	<b>10600</b>

Cotton Price (Rs./Quintal) as. of 10.10.22	
	Ready Delivery
Punjab	7200-7250
Haryana	7200-7250
Ganga line	7200-7250

## Domestic Cotton Prices Scenario

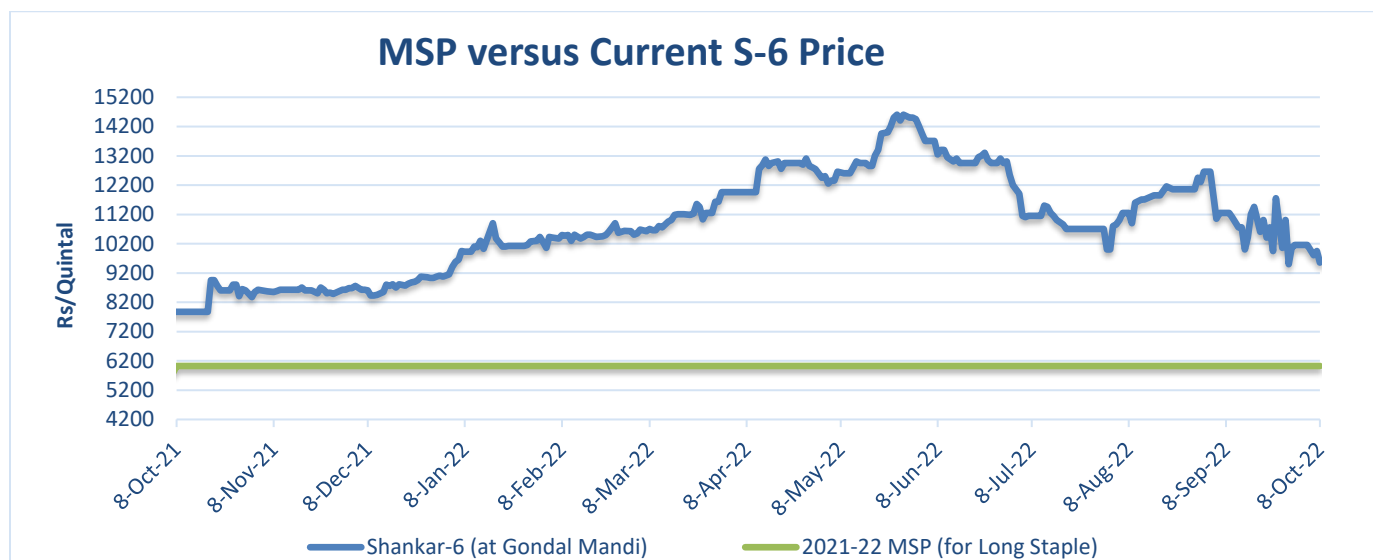
### Kapas (Raw Cotton) Weekly Price Scenario

**Weekly Price Review:** Weekly BT Cotton average prices at Rajkot stood slightly lower at Rs. 8,670/Qtl compared to previous week's Rs. 9,058/Qtl. Cotton prices at Amravati traded at Rs. 8,000 per quintal whereas prices in Hisar were slightly lower at Rs. 8,900 per quintal during the past week. Arrivals had been affected due to heavy rains during the last week in north India.



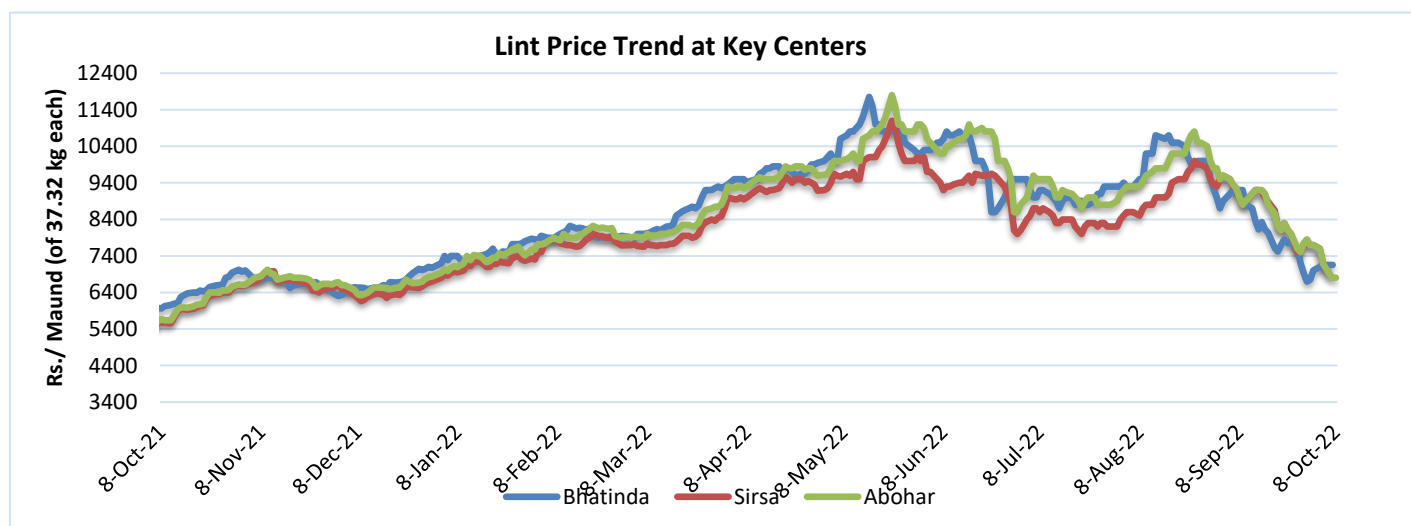
## Spot Price Comparison

Cotton shankar-6 at Gondal market traded lower at Rs. 9,105 per quintal against the minimum support price of Rs. 6,380 per quintal. Overall the new cotton quality has been affected due to heavy rains in the market, around 25-30 percent moisture has been reported in the crop during the last week.



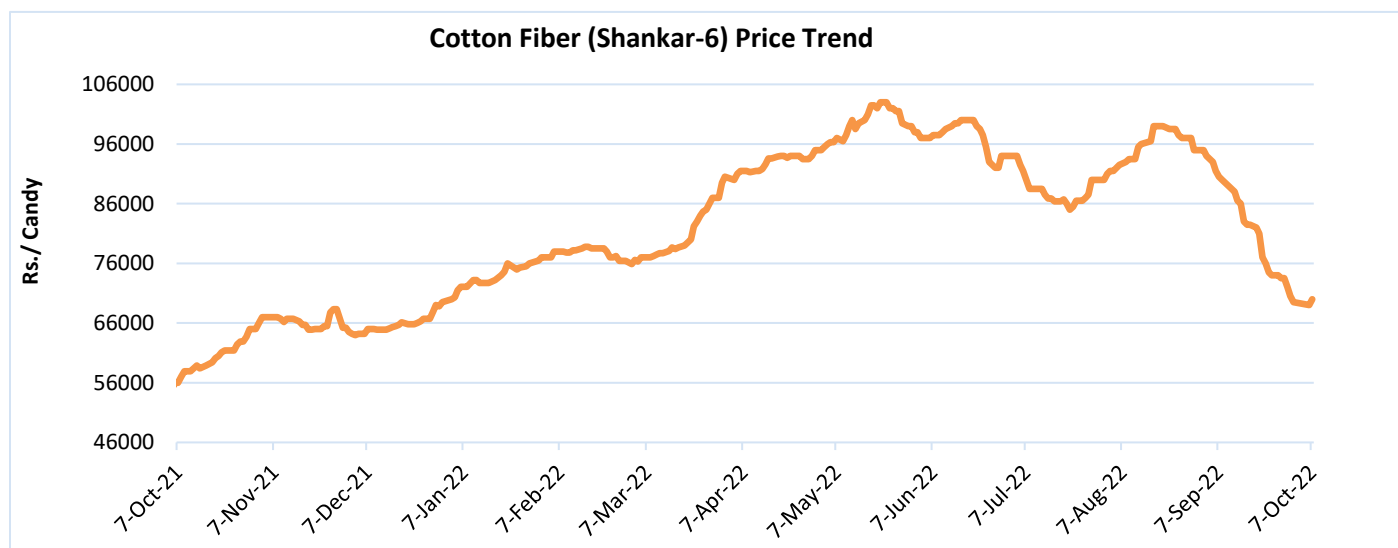
## Lint price Outlook

The average price stood slightly lower at Rs. 7104/maund this week compared to Rs.7166/maund previous week in Abohar, in Bhatinda prices were at Rs.7110/maund, and slightly lower in Sirsa at Rs.7090/maund from Rs.7133/maund previous week.



## **Cotton Fiber price Outlook**

The average cotton fiber (Shankar-6) prices of premium quality have slightly lower and is currently at Rs.70000/candy and is likely to remain weak in the coming weeks. Prices are falling mainly because of a production cut by the textile mills.



Source: Cotton Association of India (CAI)

## **Cotton Seed Oil and Cotton Seed Oil Cake**

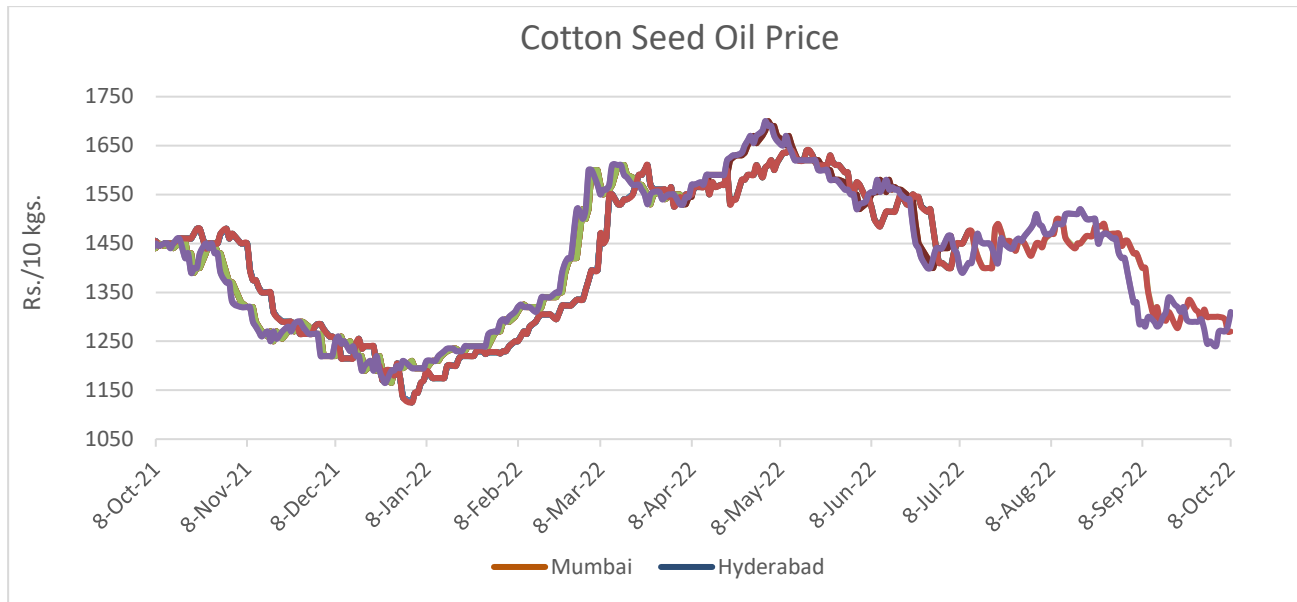
### **Cotton Seed Oil weekly**

#### **Price Scenario**

Cottonseed oil prices have shown a strong trend across the major centers during the week ending on 08th Oct'22.

Center	Weekly Average Price as on (Rs/10 kg.)		% Change
	08-Oct-22	01-Oct-22	
<b>Rajkot</b>	1297	1256	3.26
<b>Hyderabad</b>	1288	1267	1.66
<b>Mumbai</b>	1306	1263	3.40

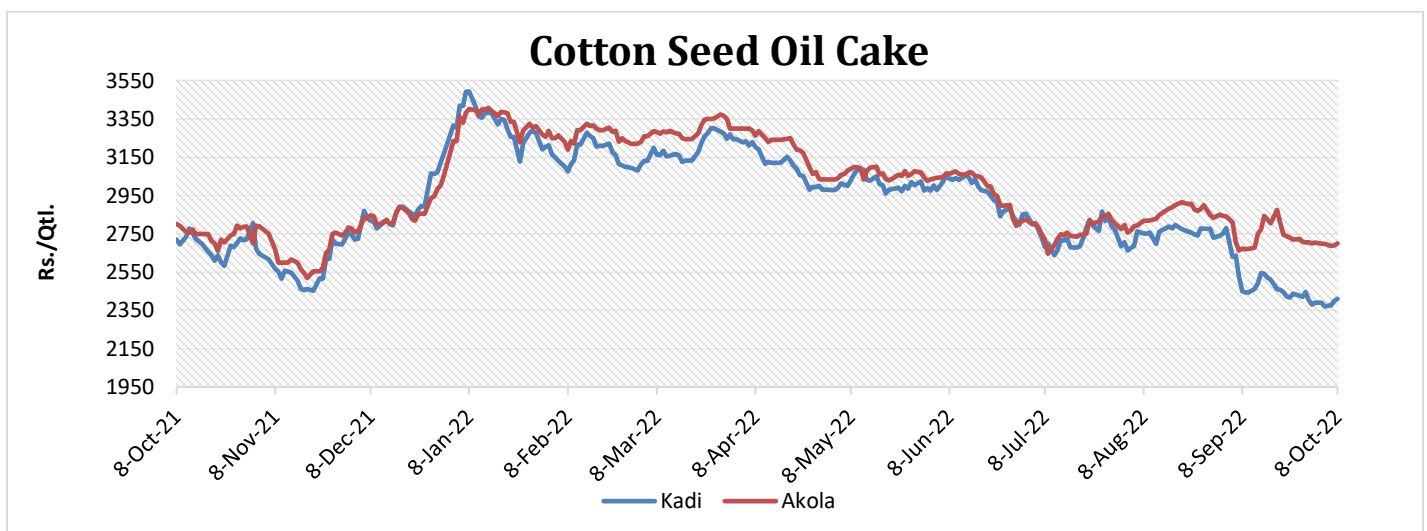
Source: Agriwatch



### Cotton Seed Oil Cake weekly price Scenario

The average price of cottonseed oilcake in the Kadi market has decreased slightly as compared to previous week. Prices in Kadi were at Rs. 2389 per quintal from Rs. 2411 per quintal and in Akola prices were at Rs. 2634 per quintal from Rs. 2708 per quintal the previous week.

Center	Weekly Average Price as on (Rs/quintal.)*		% Change
	08-Oct-22	01-Oct-22	
Kadi	2389	2411	-0.89
Akola	2634	2708	-2.74



Source: NCDEX

### Price Forecast for the coming week

Months	Past Week	During the week	Coming week
Price per quintal at Rajkot (Average of the month)	8670	84500-8650	89500-9540

### International Market Scenario

World Cotton Balance Sheet			
	2020-21	2021-22#	2022-23*
Area Harvested	31,420	32,310	32,720
Yield	772	781	778
Opening Stock	97,646	88,074	84,721
Production	1,11,481	1,15,955	1,18,445
Imports	49,078	42,977	44,609
Total Supply	2,58,205	2,47,045	2,47,844
Exports	48,514	43,286	44,580
Domestic Consumption	1,21,617	1,19,218	1,18,625
Ending Stock	88,074	84,721	84,752

Source: USDA \*Global projected 2022-23; #estimated 2021-22

\*Attribute Unit Description: Area in 1000 Ha; Yield of Cotton in Kg/Ha; Quantity of Cotton in 1000 480-lb Bales

According to the U.S. Crop progress report, as of 02<sup>nd</sup> Oct, 2022, U.S cotton Cotton Bolls opening stands at 77 percent which is higher than that of the previous season (67 percent). In the previous week cotton bolls opening was 69 percent. Overall 4 percent of the U.S Cotton Crop is in excellent condition, 27 percent in good to a fair condition which was 27 percent in the previous week.

U.S. cotton exports has fallen to \$28.362 million in July 2022 from \$1062.59 million in June 2022. Although, U.S. had exported large quantities till June 2022 due to the scarcity of cotton fibre along with higher prices in the international market. On a quarterly basis, cotton shipments from the U.S. rose to \$3.328 billion in the second quarter from \$2,820 billion in the first quarter. However, exports have fallen in the fourth quarter of last year to \$1.002 billion from \$1.254 billion in the third quarter of 2021. The U.S new cotton marketing season has begun from August 2022, however, the exports had reduced as compared to the previous 2021-22 season.

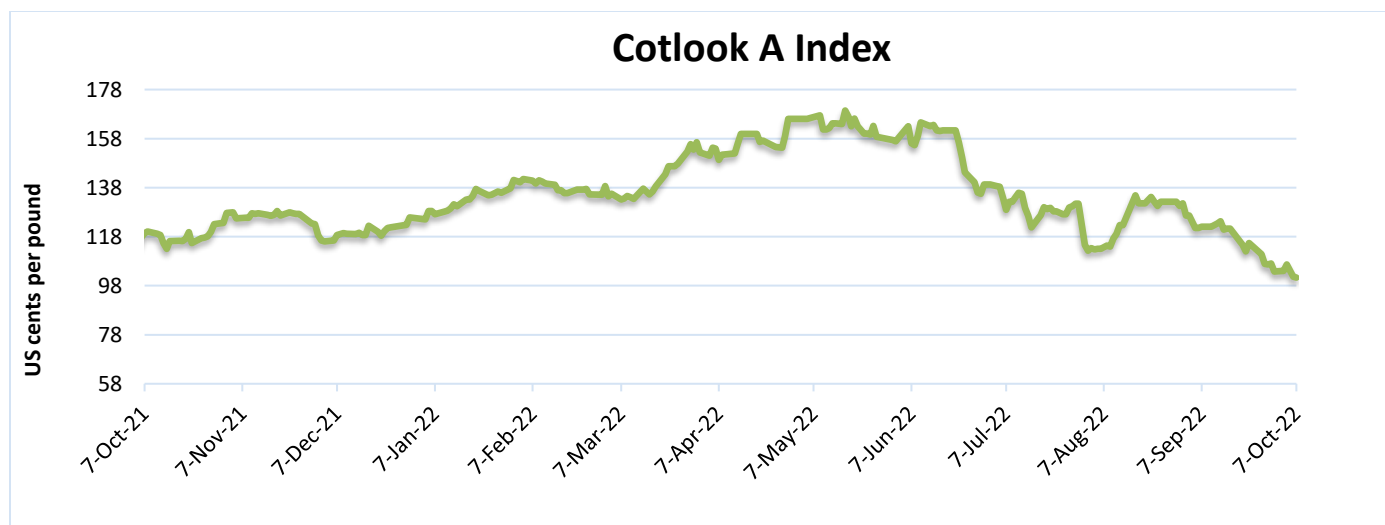
The raw cotton prices in Pakistan has decreased in the local market along with the decrease in international market. The rate of quality cotton has decreased by Rs.3,000 per maund. The rate of Putti was decreased by Rs. 800 to Rs, 1,000 per 40 kg. however, the cotton production has also been affected in Pakistan mainly due to heavy rainfalls.

### **Cotlook A Index**

Cotlook A Index was lower this week. The Cotlook A Index was at 103.43 cents/lb lower as compared to the previous week (107.08 cents/lb).

Cotlook A Index	Weekly Average Price change as on		% Change
	07-Oct-22	01-Oct-22	
<b>Prices</b>	103.43	107.08	-3.41
Prices in US cents per Pound			

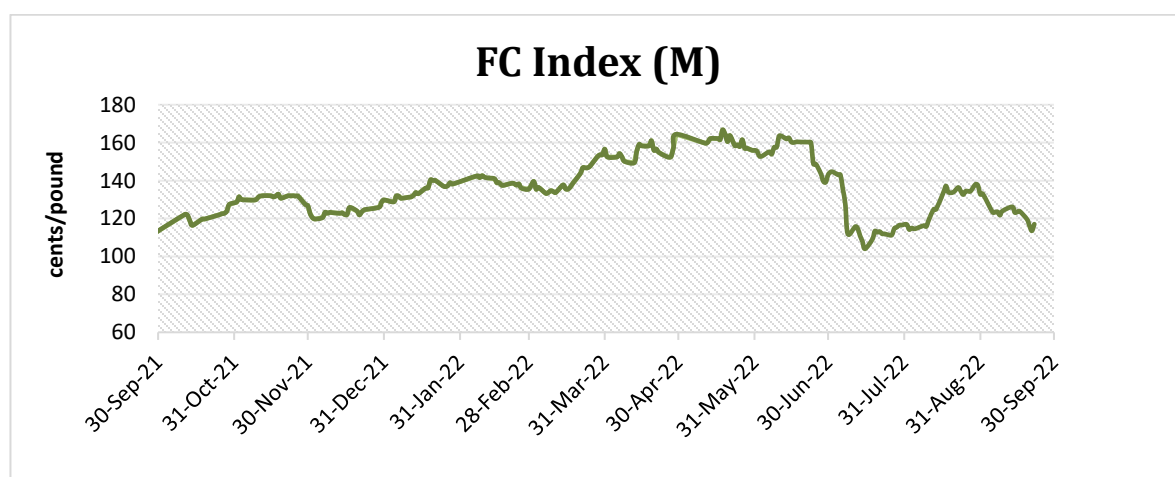
Source: Cotlook



## China Cotton Index and Foreign Cotton Index

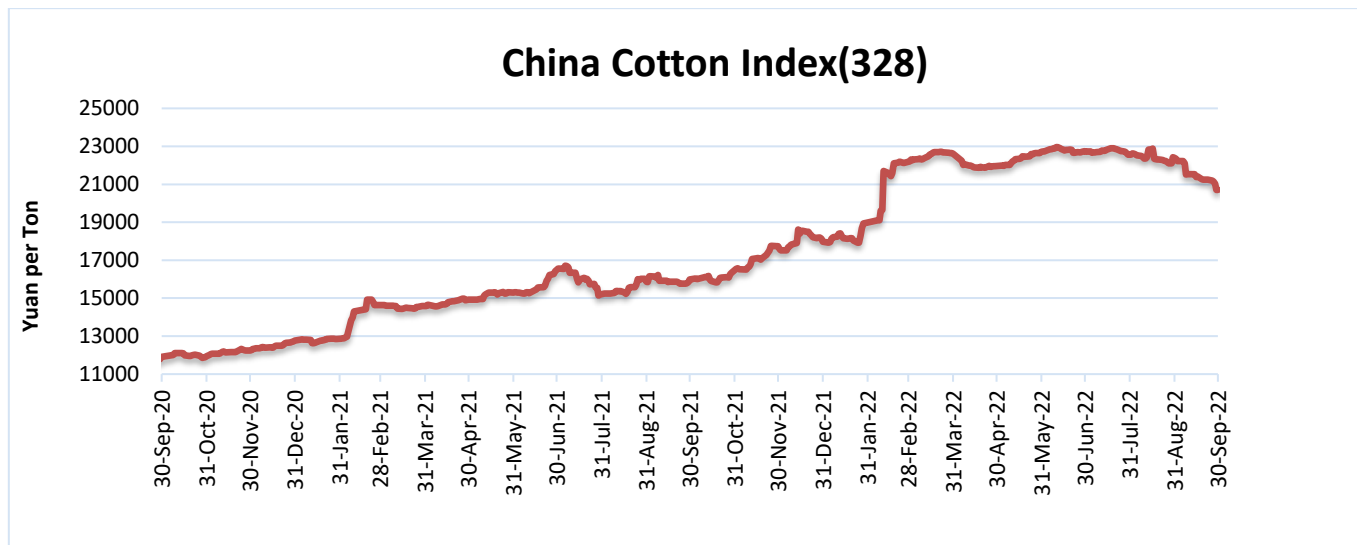
Cotton Index	Weekly Average Price as on		% Change
	30-Sep-22	23-Sep-22	
FC (S)	109.99	118.04	-6.82
FC (M)	108.52	116.61	-6.94
FC (L)	107.19	115.46	-7.17
Prices in US cents per Pound			

Source: China Cotton Association



Cotton Index	Weekly Average Price as on		% Change
	30-Sep-22	24-Sep-22	
CCIndex(328)	15500.40	15604.40	-0.67
CCIndex(527)	14041.60	14197.80	-1.10
CCIndex(229)	15941.40	16045.20	-0.65
Prices in Yuan per ton			

Source: China Cotton Association

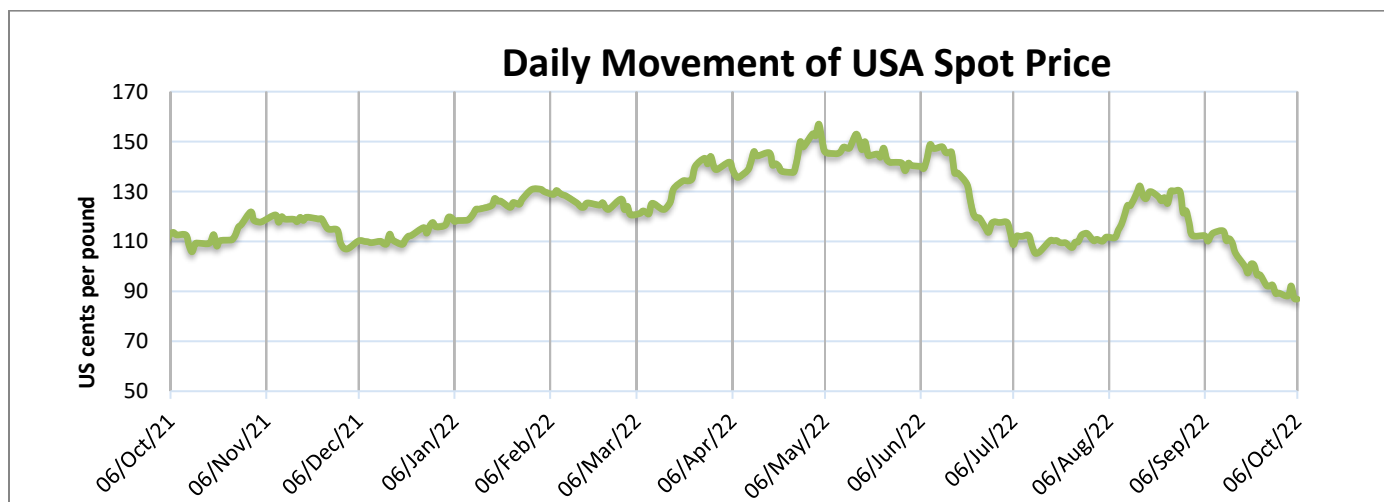


## USA Spot Prices

U.S.A spot prices was at 88.84 cents per pound last week.

USA Spot Prices	Monthly Average Price as on		% Change
	06-Oct-22	29-Sep-22	
Prices	88.84	93.20	-4.68
Prices in US cents per Pound			

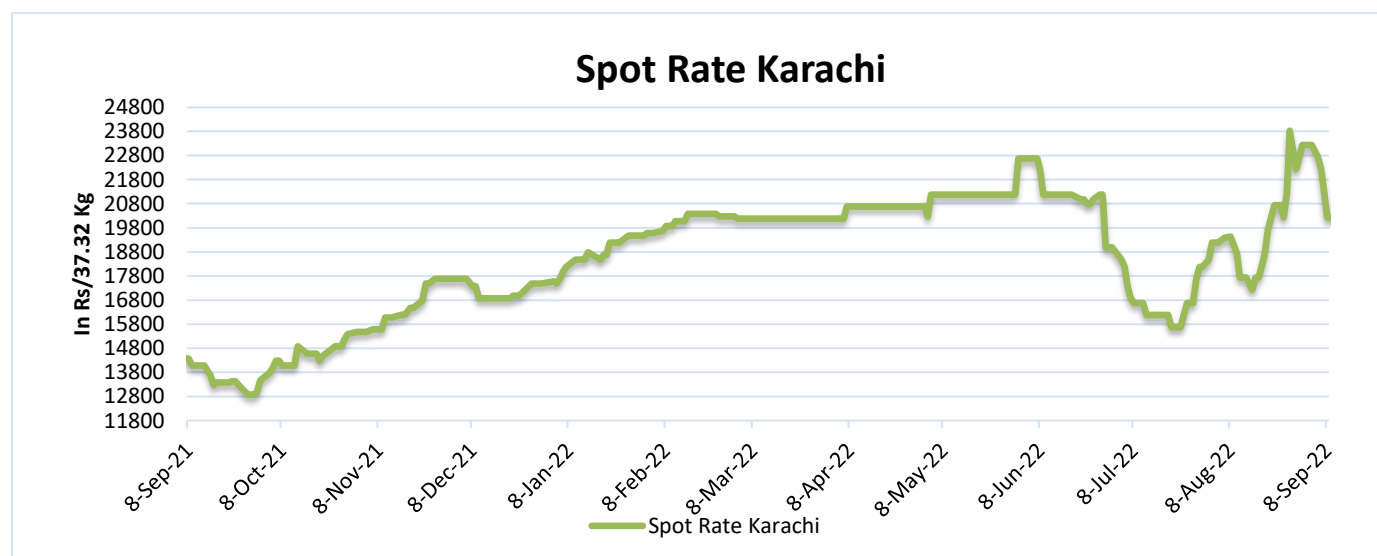
Source: USDA



## Pakistan Spot Prices

The Karachi spot price had decreased at Rs.19235/q from the previous week. With the expectation of lower production the country due to heavy rainfalls, overall cotton quality is expected to be affected.

Karachi Spot Prices	Weekly Average Price as on		% Change
	08-Oct-22	29-Sep-22	
Prices	19235	21635	-11.09
Prices in Rs per 37.32 Kg			



**Commodity: Cotton**
**Exchange: MCX**
**Contract: Oct**
**Expiry: Oct. 30, 2021**
**Cotton – Technical Outlook**
**Technical Chart:**

**36490**
**Technical Commentary:**

- As depicted in the above chart, market is currently trading at 33440 level.
- Technically market is under short covering as the market has witnessed a drop in open interest by -5.29% to settle at 895 while prices are up 450 rupees, now Cotton has taken a support at 30990 and resistance is now likely to be seen at 35233, a move above could see prices testing .
- Market is currently below 9 and 18 DMA. RSI indicates slight buying strength.
- Overall, the prices are expected to remain range-bound in the coming weeks.

Intraday Supports & Resistances			S1	S2	PCP	R1	R2
Cotton	MCX	Oct	33710	33790	34110	34340	34460
Intraday Trade Call			Call	Entry	T1	T2	SL
Cotton	MCX	Oct	<b>Sell</b>	34120	34000	33900	34192

\* Do not carryforward the position the next day.

**Commodity: Cotton seed oilcake**
**Exchange: MCX**
**Contract: Oct**
**Expiry: Oct. 30, 2021**
**Cottonseed Oilcake**
**Technical Chart:**

**Technical Commentary:**

- As evident from the above chart, overall upward trend was followed in the last week.
- Currently market is trading above 50 DMA, market may rise after a recent support of 2320 level. Resistance is likely to be at 2522 level.
- RSI indicating slight buying strength.
- Market is expected to remain elevated in the coming week.

Intraday Supports & Resistances			S1	S2	PCP	R1	R2
Cottonseed oilcake	NCDEX	Oct	2327	2377	2433	2603	2618
Intraday Trade Call			Call	Entry	T1	T2	SL
Cottonseed oilcake	NCDEX	Oct	<b>Sell</b>	2453	2418	2393	2474

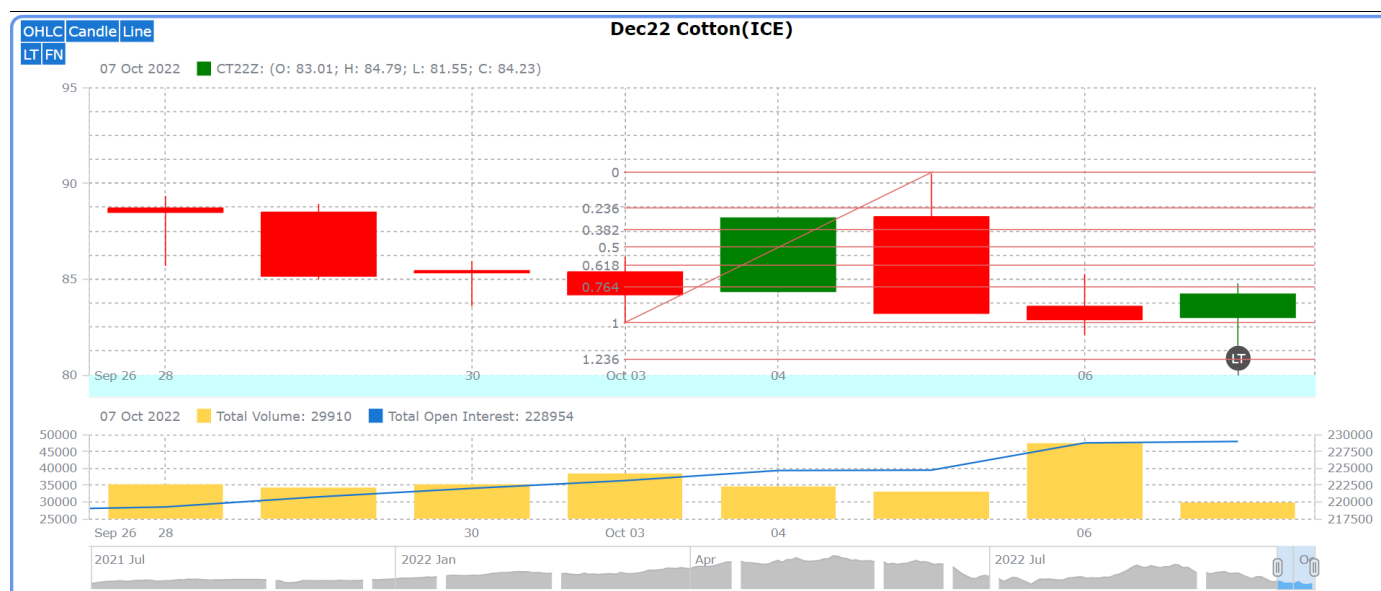
## MCX and NCDEX Weekly Prices

Indian Indices in Candy				
Date	NCDEX Kapas	MCX		
	April	Oct-22	Nov-22	Dec-22
03-10-2022	61,550	65,889	61,391	61,015
04-09-2022	63,616	68,524	63,609	62,416
05-09-2022	63,694	67,039	61,182	62,416
06-09-2022	63,694	68,440	61,496	61,036
07-10-2022	63,825	69,737	62,437	61,287

\*NCDEX Kapas seed rate 700/20 kg to convert it in to candy.

Indian Basis					
Date	29 MM	USD-INR	CENTS/LB	ICE DEC	BASIS
03-10-2022	68,750	81.87	107.11	84.20	22.91
04-09-2022	69,250	81.52	108.35	88.20	20.15
05-09-2022	70,250	81.52	109.92	83.23	26.69
06-09-2022	70,000	81.88	109.04	82.90	26.14
07-10-2022	70,250	82.32	108.85	84.23	24.62

## Technical Analysis of Cotton Future (Dec'22Contract) at ICE



- The Dec'22' contract has showed a weak movement during the week under review. Prices have broken more than 61% Fibonacci retracement level.
- Total volume decreased & Open Interest decreased compared to last week.
- Market is expected to remain elevated in the coming week.
- Market expects weak buying strength.

### Expected Price Range During Coming week

Expected Trend	Expected Trading Band
weak	84-92

### Expected Support and Resistance

Support 1	Support 2	Resistance 1	Resistance 2
83	75	88	96

Figures in US cents/pound

## Cotton Future Prices at ICE

Cotton Prices in Future Contract on ICE						Prices in cents/Lb	
Contracts	07-Oct-22	07-Sep-22	09-Jul-22	10-Apr-22	07-Oct-21	% Change over a month	% Change over previous year
Oct-22	92.23	106.10	95.63	122.89	113.65	-13.07	-18.85
Dec-22	84.23	101.19	91.81	117.62	111.61	-16.76	-24.53
Mar-23	82.66	98.05	89.73	113.42	108.73	-15.70	-23.98
May-23	81.51	95.91	87.62	135.29	107.27	-15.01	-24.01
Jul-23	79.94	102.61	102.61	133.45	104.58	-13.98	-23.56

## Future Price Trend (Active Contract):



Cotton Prices at Key Spot Markets:

Commodity	Kapas		Weekly Average Prices (Rs./Quintal)		Change
State	Centre	Variety	03 <sup>rd</sup> Oct'22 to 08th Oct'22	26th Sep'22 to 01st Oct'22	
Gujarat	Ahmedabad	Shankar-6	9000	8833	167
	Gondal	Shankar-6	9105	10463	-1358
	Rajkot	B.T. Cotton	8650	9058	-408
	Patan	B.T. Cotton	9068	8917	151
	Kadi	B.T. Cotton	NA	NA	-
	Deesa	B.T. Cotton	1473	1480	-7
	Dhrol	B.T. Cotton	8598	9027	-429
Haryana	Bhiwani	B.T. Cotton	8692	8625	67
	Bhiwani	Desi	NA	NA	-
	Adampur	B.T. Cotton	8933	8867	67
	Fatehabad	B.T. Cotton	NA	NA	-
	Jind	B.T. Cotton	NA	NA	-
	Uchana	B.T. Cotton	NA	NA	-
	Dabwali	B.T. Cotton	NA	NA	-
Rajasthan	Hanumangarh	B.T. Cotton	8830	8510	320
	Rawatsar	B.T. Cotton	NA	NA	-
Madhya Pradesh	Khandwa	Mech-1	NA	NA	-
	Khargaon	Mech-1	NA	NA	-
Maharashtra	Amravati	Mech-1	NA	9466	-
	Jamner	Medium Staple	NA	NA	-
Uttar Pradesh	Hathras	B.T. Cotton	7620	7160	460
	Hathras	Desi	7450	7925	-475
Telangana	Adilabad	Un-Ginned	0	NA	-
Andhra Pradesh	Adoni	Un-Ginned	9292.5	9596	-304
Karnataka	Bijapur	Bunny	9120	9129	-9
	Hubli	D.C.H.	NA	NA	-
	Hubli	B.T. Cotton	NA	NA	-
	Raichur	H-44 Cotton	9350	9583	-233
Commodity	Lint		Prices (Rs./Maund of 37.32kg each)		Change
State	Centre	Variety	03 <sup>rd</sup> Oct'22 to 08th Oct'22	26th Sep'22 to 01st Oct'22	
Punjab	Bhatinda	J-34	7117	7158	-42
	Abohar	J-34	7115	7167	-52
	Mansa	J-34	7125	7167	-42
Haryana	Sirsa	J-34	7100	7133	-33

<b>Rajasthan</b>	Sri-Ganganagar	J-34	6738	7082	<b>-344</b>
------------------	----------------	------	------	------	-------------

**Cotton Arrivals in Key Centers:**

Commodity	Kapas		Weekly Sum Arrivals (Quintal)		Change
State	Centre	Variety	03 <sup>rd</sup> Oct'22 to 08th Oct'22	26th Sep'22 to 01st Oct'22	
<b>Gujarat</b>	Ahmedabad	Shankar-6	102000	74800	<b>27200</b>
	Gondal	Shankar-6	41900	1487	<b>40413</b>
	Rajkot	B.T. Cotton	9650	6200	<b>3450</b>
	Patan	B.T. Cotton	9265	8076	<b>1189</b>
	Kadi	B.T. Cotton	NA	NA	-
	Deesa	B.T. Cotton	NA	NA	-
	Dhrol	B.T. Cotton	1031	256	<b>775</b>
<b>Haryana</b>	Bhiwani	B.T. Cotton	9500	14000	<b>-4500</b>
	Bhiwani	Desi	NA	NA	-
	Adampur	B.T. Cotton	3500	2350	<b>1150</b>
	Fatehabad	B.T. Cotton	NA	NA	-
	Jind	B.T. Cotton	NA	NA	-
	Uchana	B.T. Cotton	NA	NA	-
	Dabwali	B.T. Cotton	NA	NA	-
<b>Rajasthan</b>	Hanumangarh	B.T. Cotton	9100	6500	<b>2600</b>
	Rawatsar	B.T. Cotton	NA	NA	-
<b>Madhya Pradesh</b>	Khandwa	Mech-1	NA	NA	-
	Khargaon	Mech-1	NA	NA	-
<b>Maharashtra</b>	Amravati	Mech-1	NA	2800	-
	Jamner	Medium Staple	NA	NA	-
<b>Uttar Pradesh</b>	Hathras	B.T. Cotton	700	870	<b>-170</b>
	Hathras	Desi	NA	35	-
<b>Telangana</b>	Adilabad	Un-Ginned	NA	NA	-
<b>Andhra Pradesh</b>	Adoni	Un-Ginned	4482	22004	<b>-17522</b>
<b>Karnataka</b>	Bijapur	Bunny	1547	1274	<b>273</b>
	Hubli	D.C.H.	NA	NA	-
	Hubli	B.T. Cotton	NA	NA	-
	Raichur	H-44 Cotton	59	90	<b>-31</b>
Commodity	Lint		Weekly Sum Arrivals (Quintal)		Change
State	Centre	Variety	03 <sup>rd</sup> Oct'22 to 08th Oct'22	26th Sep'22 to 01st Oct'22	
<b>Punjab</b>	Bhatinda	J-34	0	0	<b>Unch</b>
	Abohar	J-34	2210	2040	<b>170</b>
	Mansa	J-34	1394	639	<b>755</b>

<b>Haryana</b>	Sirsa	J-34	1615	1105	<b>510</b>
<b>Rajasthan</b>	Sri-Ganganagar	J-34	10500	7450	<b>3050</b>

**Week on Week Price: Scenario of Cotton:**

Commodity	Kapas		Today	Week Ago	Month Ago	Year Ago
State	Centre	Variety	8-Oct-22	1-Oct-22	9-Sep-22	9-Oct-21
<b>Gujarat</b>	Ahmedabad	Shankar-6	9250	8500	0	8250
	Gondal	Shankar-6	9155	8855	11455	0
	Rajkot	B.T. Cotton	8600	8700	11055	8350
	Patan	B.T. Cotton	9155	8850	0	8250
	Kadi	B.T. Cotton	NA	0	0	7000
	Deesa	B.T. Cotton	1450	1400	1924	956
	Dhrol	B.T. Cotton	8680	8280	10290	7400
<b>Haryana</b>	Bhiwani	B.T. Cotton	8800	8500	0	7400
	Bhiwani	Desi	NA	0	0	0
	Adampur	B.T. Cotton	9100	8600	10500	7650
	Fatehabad	B.T. Cotton	NA	NA	NA	NA
	Jind	B.T. Cotton	NA	NA	NA	NA
	Uchana	B.T. Cotton	NA	NA	NA	NA
	Dabwali	B.T. Cotton	NA	NA	NA	NA
<b>Rajasthan</b>	Hanumangarh	B.T. Cotton	9100	NA	10500	7700
	Rawatsar	B.T. Cotton	NA	NA	0	7500
<b>Madhya Pradesh</b>	Khandwa	Mech-1	NA	NA	0	7205
	Khargaon	Mech-1	NA	NA	0	7000
<b>Maharashtra</b>	Amravati	Mech-1	NA	NA	10600	6700
	Jamner	Medium Staple	NA	0	0	0
<b>Uttar Pradesh</b>	Hathras	B.T. Cotton	7700	7500	NA	6500
	Hathras	Desi	7400	NA	NA	6500
<b>Telangana</b>	Adilabad	Un-Ginned	NA	0	0	0
<b>Andhra Pradesh</b>	Adoni	Un-Ginned	9300	9501	10559	8480
<b>Karnataka</b>	Bijapur	Bunny	NA	9021	9669	0
	Hubli	D.C.H.	NA	0	0	0
	Hubli	B.T. Cotton	NA	0	0	0
	Raichur	H-44 Cotton	9600	9450	10900	0

Commodity	Lint		Today	Week Ago	Month Ago	Year Ago
State	Centre	Variety	8-Oct-22	1-Oct-22	9-Sep-22	9-Oct-21
Punjab	Bhatinda	J-34	7150	6750	9200	5960
	Abohar	J-34	7170	6800	9200	5980
	Mansa	J-34	7150	6800	0	5950
Haryana	Sirsa	J-34	7150	6700	9150	5925
Rajasthan	Sri-Ganganagar	J-34	6768	6392	0	5499

**Cotton Arrivals in Key Centers:**

Commodity	Kapas		Arrivals (Quintal)	Arrivals (Quintal)	Arrivals (Quintal)	Arrivals (Quintal)
State	Centre	Variety	8-Oct-22	1-Oct-22	9-Sep-22	9-Oct-21
Gujarat	Ahmedabad	Shankar-6	15300	17000	0	17000
	Gondal	Shankar-6	8350	8400	9000	4825
	Rajkot	B.T. Cotton	1700	NA	280	3600
	Patan	B.T. Cotton	1641	1857	NA	3262
	Kadi	B.T. Cotton	NA	0	NA	6000
	Deesa	B.T. Cotton	NA	0	NA	0
	Dhrol	B.T. Cotton	234	89	NA	130
Haryana	Bhiwani	B.T. Cotton	NA	2500	0	5000
	Bhiwani	Desi	NA	0	0	0
	Adampur	B.T. Cotton	600	600	680	1190
	Fatehabad	B.T. Cotton	NA	NA	NA	NA
	Jind	B.T. Cotton	NA	NA	NA	NA
	Uchana	B.T. Cotton	NA	NA	NA	NA
	Dabwali	B.T. Cotton	NA	NA	NA	NA
Rajasthan	Hanumangarh	B.T. Cotton	NA	NA	NA	6000
	Rawatsar	B.T. Cotton	NA	NA	NA	6000
Madhya Pradesh	Khandwa	Mech-1	NA	NA	NA	1645
	Khargaon	Mech-1	NA	NA	NA	275
Maharashtra	Amravati	Mech-1	NA	NA	4000	1500
	Jamner	Medium Staple	NA	NA	0	0
Uttar Pradesh	Hathras	B.T. Cotton	150	350	NA	50
	Hathras	Desi	NA	NA	NA	50
Telangana	Adilabad	Un-Ginned	NA	0	0	0

<b>Andhra Pradesh</b>	Adoni	Un-Ginned	1176	4957	3618	9025
<b>Karnataka</b>	Bijapur	Bunny	NA	218	59	NA
	Hubli	D.C.H.	NA	0	0	NA
	Hubli	B.T. Cotton	NA	0	0	NA
	Raichur	H-44 Cotton	15	15	15	NA
<b>Commodity</b>	<b>Lint</b>		<b>Arrivals (Quintal)</b>	<b>Arrivals (Quintal)</b>	<b>Arrivals (Quintal)</b>	<b>Arrivals (Quintal)</b>
<b>State</b>	<b>Centre</b>	<b>Variety</b>	<b>8-Oct-22</b>	<b>1-Oct-22</b>	<b>9-Sep-22</b>	<b>9-Oct-21</b>
<b>Punjab</b>	Bhatinda	J-34	NA	NA	34	10200
	Abohar	J-34	340	340	51	2040
	Mansa	J-34	340	102	0	510
<b>Haryana</b>	Sirsa	J-34	340	NA	153	850
<b>Rajasthan</b>	Sri-Ganganagar	J-34	2000	1000	0	1500

### **Cotton Association of India Spot Rates:**

Trade Name	Staple	Micronaire	Strength/ GPT	Weekly Average Prices		+/- Change
				03 <sup>rd</sup> Oct'22 to 08 <sup>th</sup> Oct'22	26 <sup>th</sup> Sep'22 to 01 <sup>st</sup> Oct'22	
Bengal Deshi (RG)/Assam Comilla (101)	Below 22mm	5.0 - 7.0	15	51250	51550	<b>-300</b>
Bengal Deshi (SG)(201)	Below 22mm	5.0 - 7.0	15	51950	52250	<b>-300</b>
J-34(202)	26mm	3.5 - 4.9	23	65475	65733	<b>-258</b>
H-4/ MECH-1(105)	28mm	3.5 - 4.9	27	NA	70000	-
Shankar-6(105)	29mm	3.5 - 4.9	28	69500	71166	<b>-1666</b>
Bunny/ Brahma(105)	31mm	3.5 - 4.9	30	NA	NA	-
MCU-5/ Surabhi(106)	32mm	3.3 - 4.9	31	NA	NA	-
DCH-32(107)	34mm	3.0 - 3.8	33	80750	81500	<b>-750</b>

### **Disclaimer**

The information and opinions contained in the document have been compiled from sources believed to be reliable. The company does not warrant its accuracy, completeness and correctness. Use of data and information contained in this report is at your own risk. This document is not, and should not be construed as, an offer to sell or solicitation to buy any commodities. This document may not be reproduced, distributed or published, in whole or in part, by any recipient hereof for any purpose without prior permission from the Company. IASL and its affiliates and/or their officers, directors and employees may have positions in any commodities mentioned in this document (or in any related investment) and may from time to time add to or dispose of any such commodities (or investment). Please see the detailed disclaimer at © 2022 Indian Agribusiness Systems Ltd.

