

COTTON WEEKLY RESEARCH REPORT

17th October 2022

Domestic market summary
Major Market Highlights:

Cotton arrivals had increased in the market during the last week across India. However, arrivals had been affected from Maharashtra due to heavy rainfalls during the last week. Cotton yarn prices remained steady in north India as trade activities slowed down. According to market sources there is a little chance of fluctuation in cotton yarn till Diwali. Panipat and Ludhiana market witnessed weak sentiments. The 20 and 25 count combed yarn were traded at Rs. 290-300 per kg and Rs 295- 305 per kg respectively.

Domestic Market Scenario:

Cotton Association of India has reduced its September estimate of the cotton crop for the 2021-22 season by 8.27 lakh bales to 307.05 lakh bales from its previous estimate of 315.32 lakh bales. The Association has attributed the reduction in crop estimate to the drop in production in states including Punjab, Gujarat, Lower Rajasthan, Maharashtra, Andhra Pradesh and Tamil Nadu. Agriwatch has estimated cotton production during 2021-22 season at 315.60 lakh bales.

The total cotton supply between October 2021 to September 2022 remained at 392.89 lakh bales, which is lower by 9.27 lakh

bales compared to 402.16 lakh bales estimated previously, imports are estimated at 14 lakh bales that is lower by 1 lakh bales as estimated earlier. Further, the CAI has estimated cotton consumption at 318 lakh bales while export shipment of cotton during the months of October to September 2022 is estimated at 43 lakh bales. Stock at the end of September 2022 is estimated at 31.89 lakh bales.

Indian Cotton Association Limited (ICAL), has revised its cotton production estimates downwards to 51 lakh bales for northern India during the 2022-23 season. The revision is mainly because of the lower productivity. Also, Lower Rajasthan and lower Haryana continue to get rainfall during the last week of the current monsoon season, the impact of which is yet to be ascertained. If the crop gets affected by the disruption in weather, the output may decline further. Earlier, ICAL had estimated that cotton production may increase by 23.40 per cent to 58.30 lakh bales.

Cotton Balance Sheet 2021-22	(Lakh bales)
Opening Stock	71.84
Production	307.05
Imports	14
Total Supply	392.89
Mill Consumption	293
Consumption by SSI Units	19
Non- Mill Consumption	6
Total Domestic Demand	318
Available Surplus	74.89
Exports	43
Closing Stock	31.89
Source: CAI	

Area and Production Estimate of Northern and NW India States by ICAL:

States	North Indian Area & Production			
	Government Est.	ICAL		AgriWatch
	Area (lakh hectares)	Production (lakh bales)		Production (lakh bales)
	2022-23	2022-23 (Previous estimate)	2022-23 (Current estimate)	2022-23
Punjab	2.48	6.89	6.89	6.30
Haryana	6.50	19.36	15.26	19.63
Rajasthan	6.52	32.05	28.85	29.27
Total	15.5	58.30	51.00	55.20

Source: ICAL; Agriwatch

According to the Cotton Association of India, Domestic fiber cotton prices have decreased below 70,000 per candy during the week under review in anticipation of an increase in cotton production in the 2022-23 season and sluggish export demand. Currently, cotton fiber prices are around Rs. 65,000 to 68,000 per candy in the domestic market but are still higher compared to international prices. Domestic fiber prices are further likely to go down with the increase in cotton arrivals after Diwali festival.

Textile mills across India are waiting for the prices to stabilize to revive production. Several textile mills that use cotton as raw material are operating at less than 50% capacity at present because cotton prices had gone up to Rs.1 lakh a candy during the previous 2021-22 season and now have come down to Rs. 70,000 per candy in the 2022-23 season. Cotton Shanker-6 prices are likely to range between Rs. 68,000- Rs. 72,500 per candy.

New Cotton Arrivals:

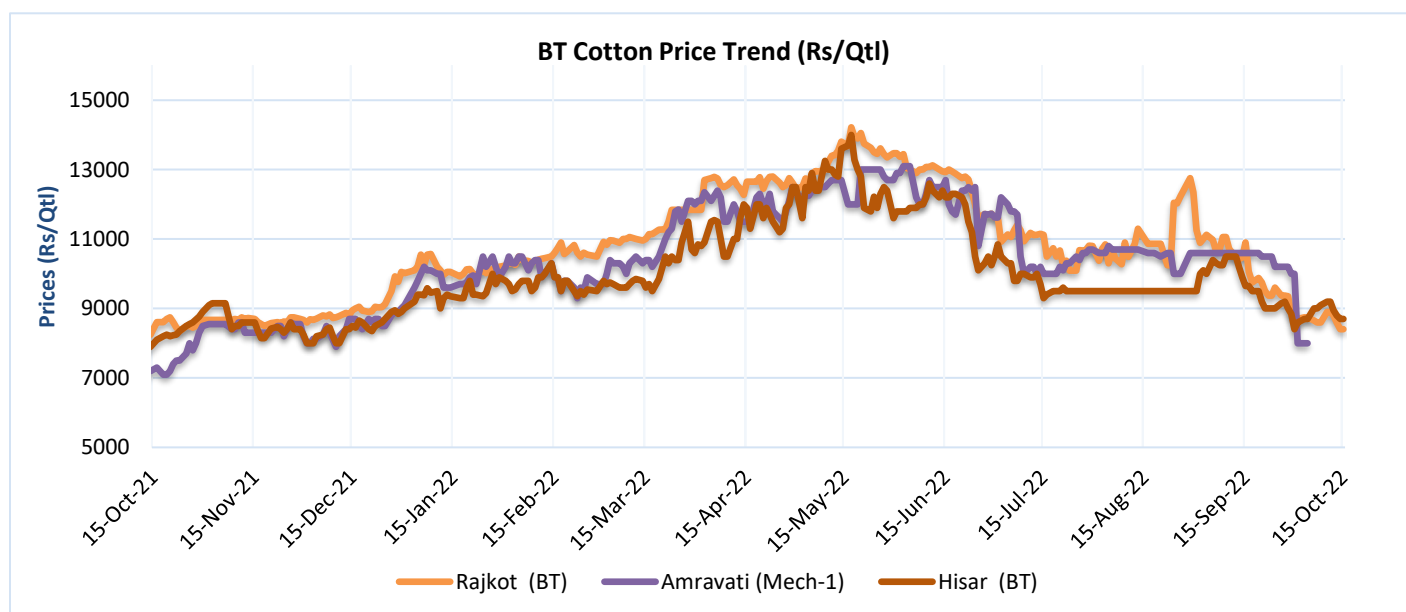
Cotton Arrivals (Quintals)		
	Total Arrivals up to 16.10.22	17 th Oct'22
Punjab	26000	1000
Haryana	190000	5000
Lower Rajasthan	105000	5000
Ganga line	140000	7000
Net Total	461000	18000

Cotton Price (Rs./Quintal) as. of 17.10.22	
	Ready Delivery
Punjab	6850-6900
Haryana	6850-6950
Ganga line	6980-7000

Domestic Cotton Prices Scenario

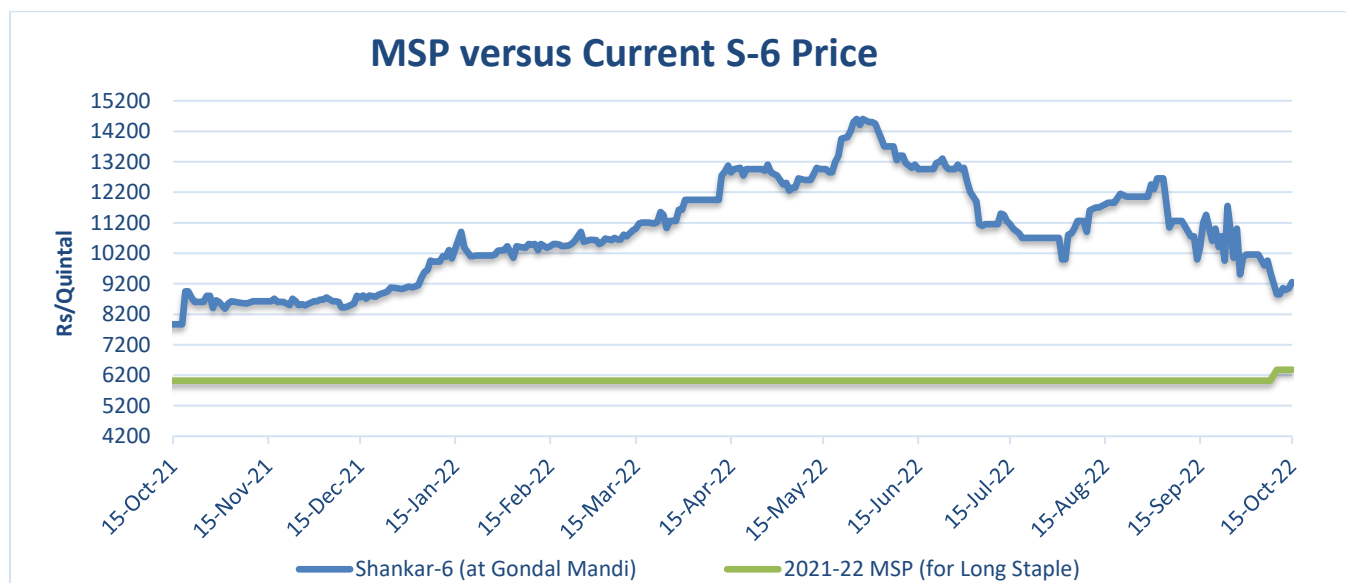
Kapas (Raw Cotton) Weekly Price Scenario

Weekly Price Review: Weekly BT Cotton average prices at Rajkot stood slightly lower at Rs. 8,666/Qtl compared to previous week's Rs. 8,670/Qtl. Cotton prices at Amravati traded at Rs. 8,000 per quintal whereas prices in Hisar were slightly lower at Rs. 8,925 per quintal during the past week.



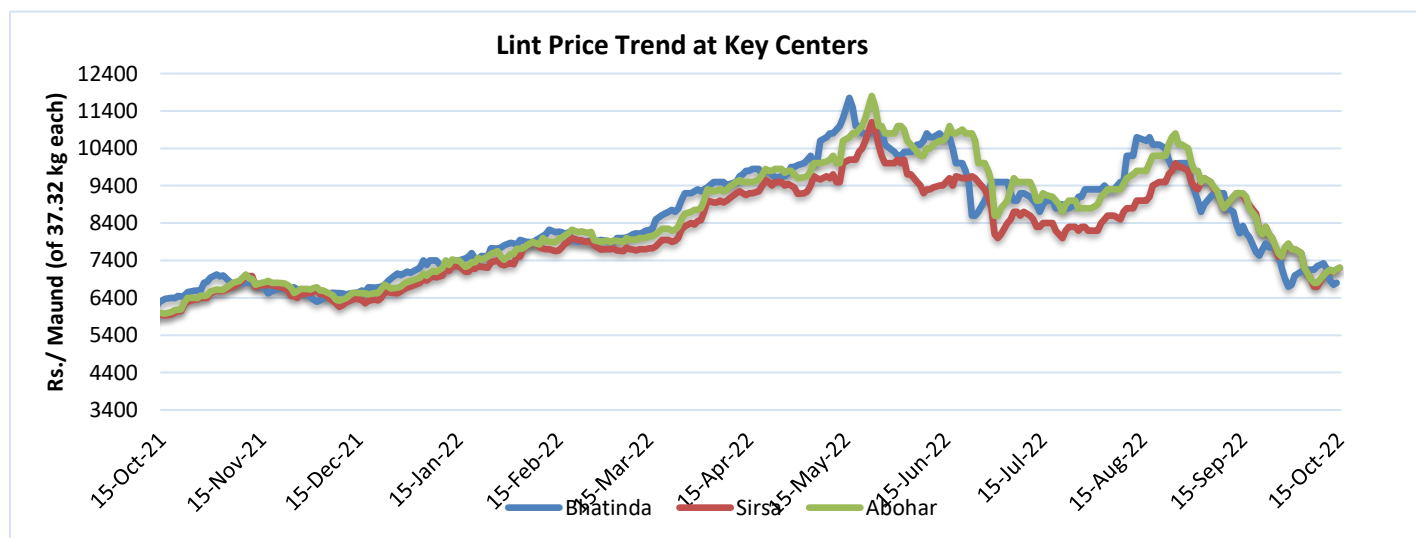
Spot Price Comparison

Cotton shankar-6 at Gondal market traded lower at Rs. 8,835 per quintal against the minimum support price of Rs. 6,380 per quintal. Overall the new cotton quality has been affected due to heavy rains in the market, around 25-30 percent moisture has been reported in the crop during the last week.



Lint price Outlook

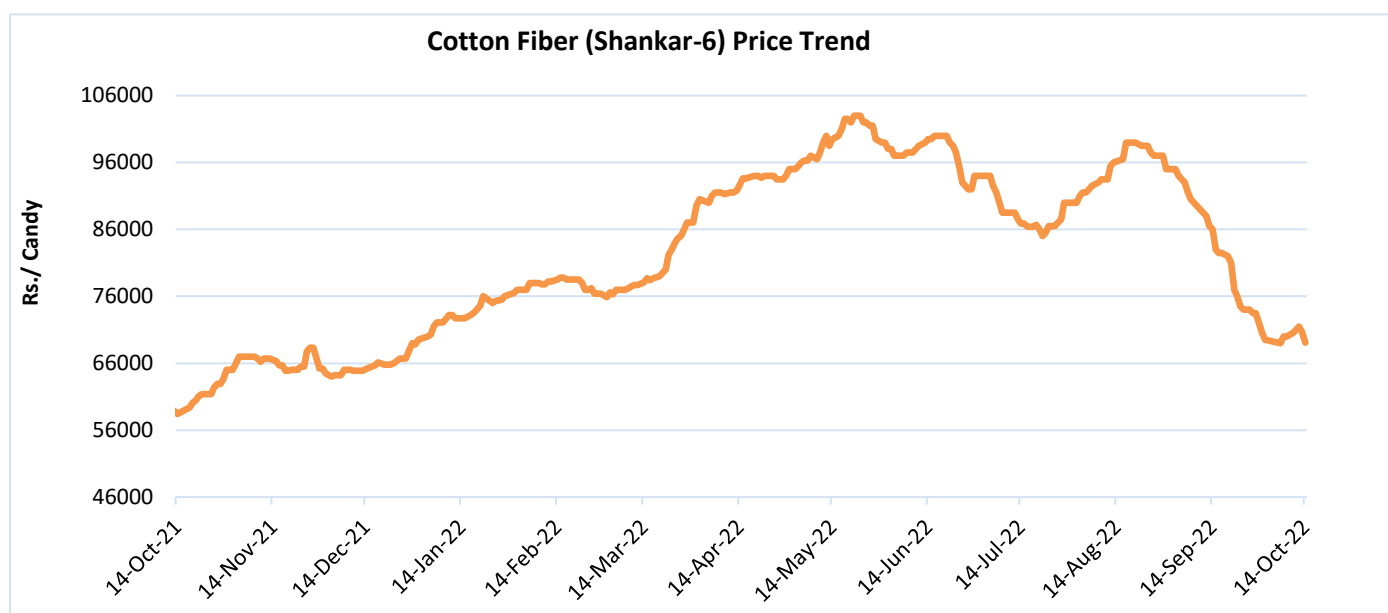
The average price stood slightly lower at Rs. 6987/maund this week compared to Rs.7104/maund previous week in Abohar, in Bhatinda prices were at Rs.7020/maund, and slightly lower in Sirsa at Rs.6966/maund from Rs.7090/maund previous week.



Source: Agriwatch

Cotton Fiber price Outlook

The average cotton fiber (Shankar-6) prices of premium quality have slightly lower and is currently at Rs.70160/candy and is likely to remain weak in the coming weeks. Prices are falling mainly because of a production cut by the textile mills.



Source: Cotton Association of India (CAI)

Cotton Seed Oil and Cotton Seed Oil Cake

Cotton Seed Oil weekly

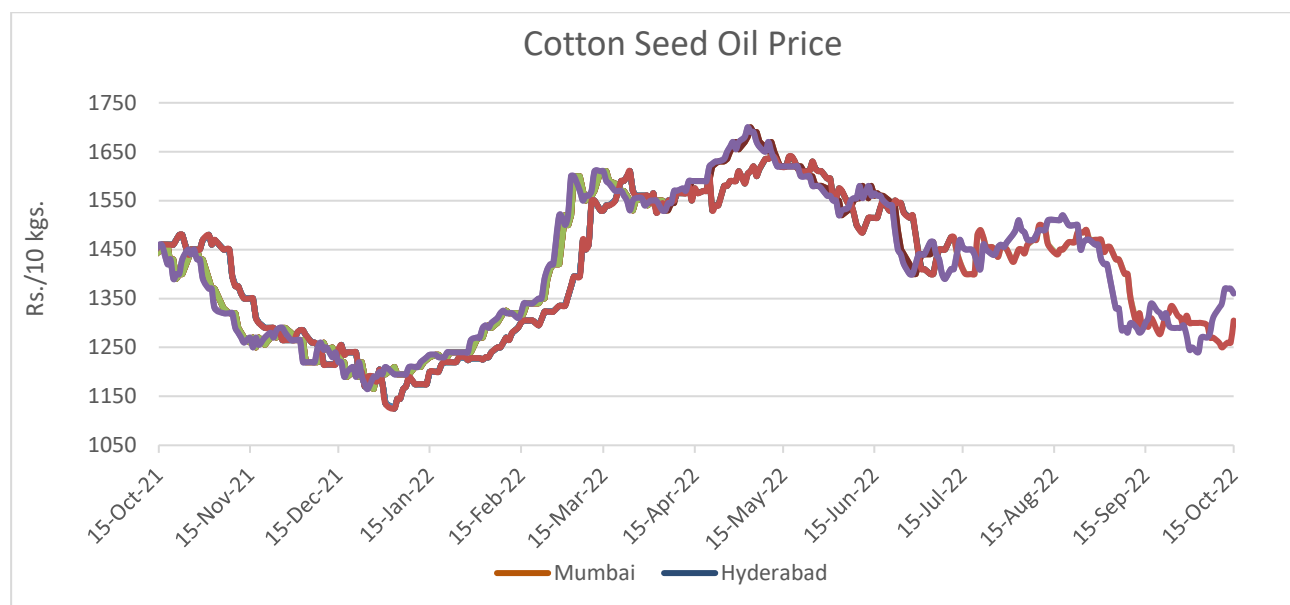
Price Scenario

Cottonseed oil prices have shown a strong trend across the major centers during the week ending on 15th Oct'22.

Center	Weekly Average Price as on (Rs/10 kg.)		% Change
	15-Oct-22	08-Oct-22	
Rajkot	1327	1297	2.29
Hyderabad	1335	1288	3.65

Mumbai	1362	1306	4.26
---------------	------	------	------

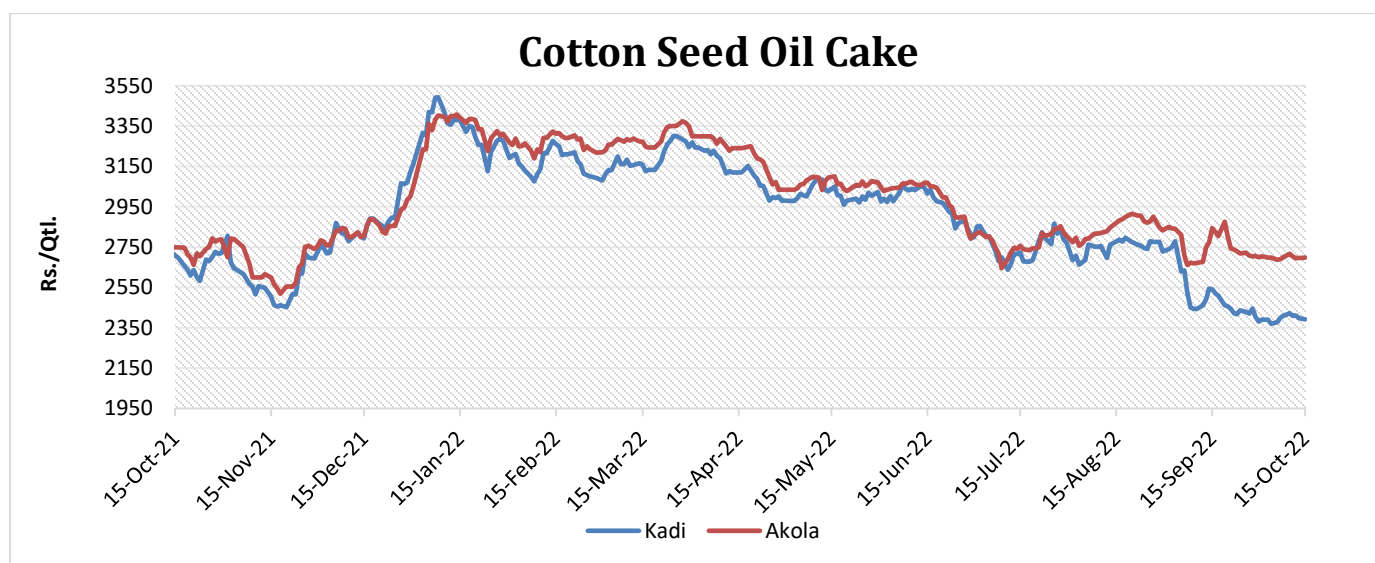
Source: Agriwatch



Cotton Seed Oil Cake weekly price Scenario

The average price of cottonseed oilcake in the Kadi market has increased slightly with improved demand as compared to previous week. Prices in Kadi were at Rs. 2405 per quintal from Rs. 2389 per quintal and in Akola prices were at Rs. 2701 per quintal from Rs. 2634 per quintal the previous week.

Center	Weekly Average Price as on (Rs/quintal.)*		% Change
	15-Oct-22	08-Oct-22	
Kadi	2405	2389	0.66
Akola	2701	2634	0.24



Source: NCDEX

Price Forecast for the coming week

Months	Past Week	During the week	Coming week
Price per quintal at Rajkot (Average of the month)	8600	8450-8650	8950-9540

International Market Scenario

According to the U.S. Crop progress report, as of 09th Oct, 2022, U.S cotton Cotton Bolls opening stands at 84 percent which is higher than that of the previous season (77 percent). In the previous week cotton bolls opening was 77 percent. Overall 5 percent of the U.S Cotton Crop is in excellent condition, 25 percent in good to a fair condition which was 27 percent in the previous week.

According to USDA, WASDE Report, the U.S. cotton supply, and demand were projected slightly lower exports and higher ending stocks compared with last month. World trade has been projected lower, the export forecast is 100,000 bales lower at 12.5 million bales, while ending stocks are 100,000 bales higher.

In the 2022-23 world balance sheet, consumption is 3.0 million bales lower and ending stocks are 3.1 million bales higher. World trade is projected nearly 1 million bales lower than it was in September, with declines in imports by China, Pakistan, Mexico, Turkey, and Vietnam. Exports are estimated lower for Australia,

Brazil, India, Benin, Cote d'Ivoire, Greece, and Mexico, as well as the United States. World production in 2022-23 is projected nearly 400,000 bales lower than it was a month ago, largely reflecting lower crops in Pakistan and Benin.

USDA Balance Sheet

World Cotton Balance Sheet			
	2020-21	2021-22#	2022-23*
Area Harvested	31,367	32,314	32,510
Yield	772	781	778
Opening Stock	98,392	86,770	85,260
Production	1,11,471	1,15,540	1,18,050
Imports	48,693	42,884	43,621
Total Supply	2,58,556	2,45,194	2,46,931
Exports	48,711	42,935	43,613
Domestic Consumption	1,23,134	1,17,366	1,15,599
Ending Stock	86,770	85,260	87,867

Source: USDA *Global projected 2022-23; #estimated 2021-22

*Attribute Unit Description: Area in 1000 Ha; Yield of Cotton in Kg/Ha; Quantity of Cotton in 1000 480-lb Bales

The overall Global cotton production is expected to decline in the 2022-23 season to 24.71 MMT as compared to 25.44 MMT in the 2021-22 season. Along with the expectation of a decrease in global consumption from 26.14 to 25.30 MMT in the 2022-23 season. However, Imports and Exports estimates are also lower for the 2022-23 season. Due to the expectation of lower production because of drought, floods and heavy rainfalls in cotton-growing countries of U.S., China, India and Pakistan. Consequently, the stock to use ratio is likely to remain lower than last year.

World Cotton Balance Sheet (MMT)		
	2021-22	2022-23
Beginning Stock	20.61	20.37
Production	25.44	24.71
Imports	10.09	9.55
Consumption	26.14	25.30
Exports	9.63	9.55
Ending Stocks	20.37	19.78

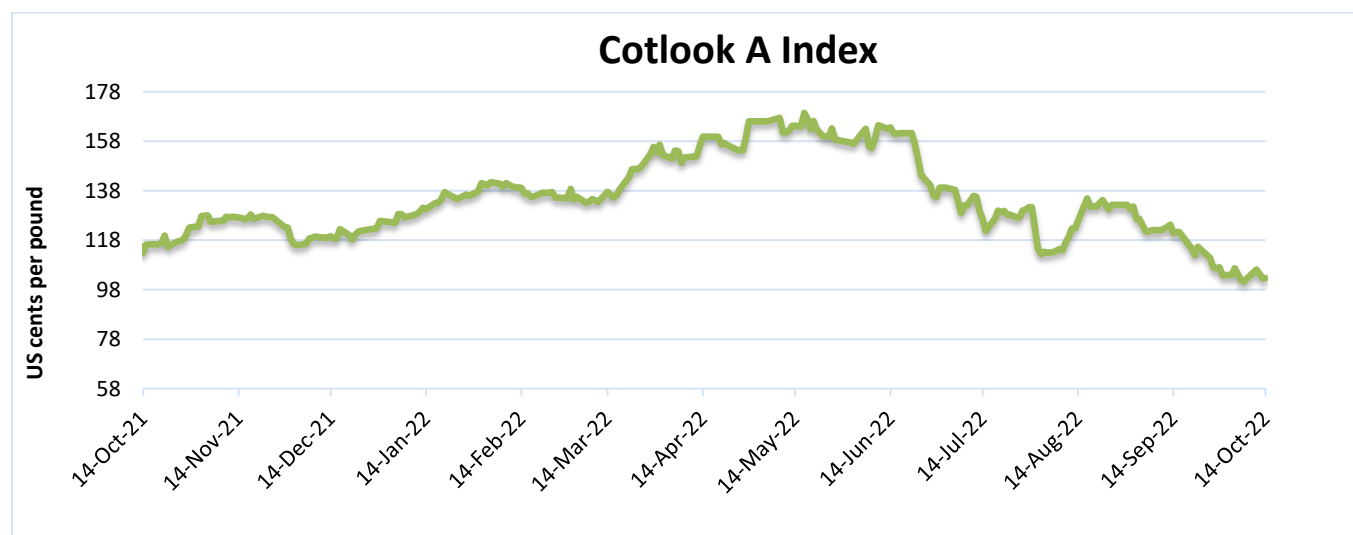
Source: CCI & ICAC

Cotlook A Index

Cotlook A Index was lower this week. The Cotlook A Index was at 102.63 cents/lb lower as compared to the previous week.

Cotlook A Index	Weekly Average Price change as on		% Change
	15-Oct-22	07-Oct-22	
Prices	102.63	103.43	-3.32
Prices in US cents per Pound			

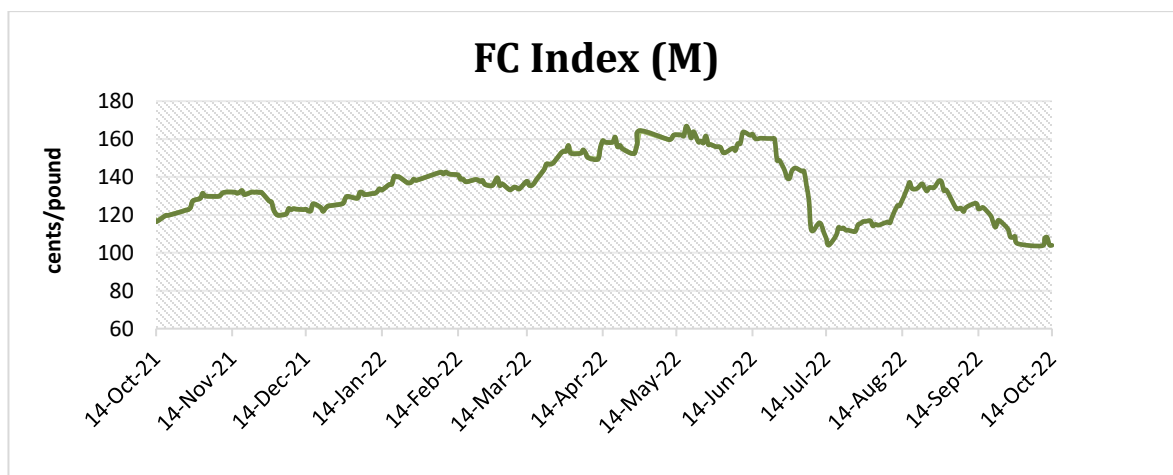
Source: Cotlook



China Cotton Index and Foreign Cotton Index

Cotton Index	Weekly Average Price as on		% Change
	15-Oct-22	07-Oct-22	
FC (S)	107.18	109.99	-2.55
FC (M)	105.51	108.52	-2.78
FC (L)	104.17	107.19	-2.55
Prices in US cents per Pound			

Source: China Cotton Association



Cotton Index	Weekly Average Price as on		% Change
	15-Oct-22	07-Oct-22	
CCIndex(328)	15741.80	15500.25	1.56
CCIndex(527)	14091.40	14018.00	0.52
CCIndex(229)	16098.60	15935.75	1.02
Prices in Yuan per ton			

Source: China Cotton Association

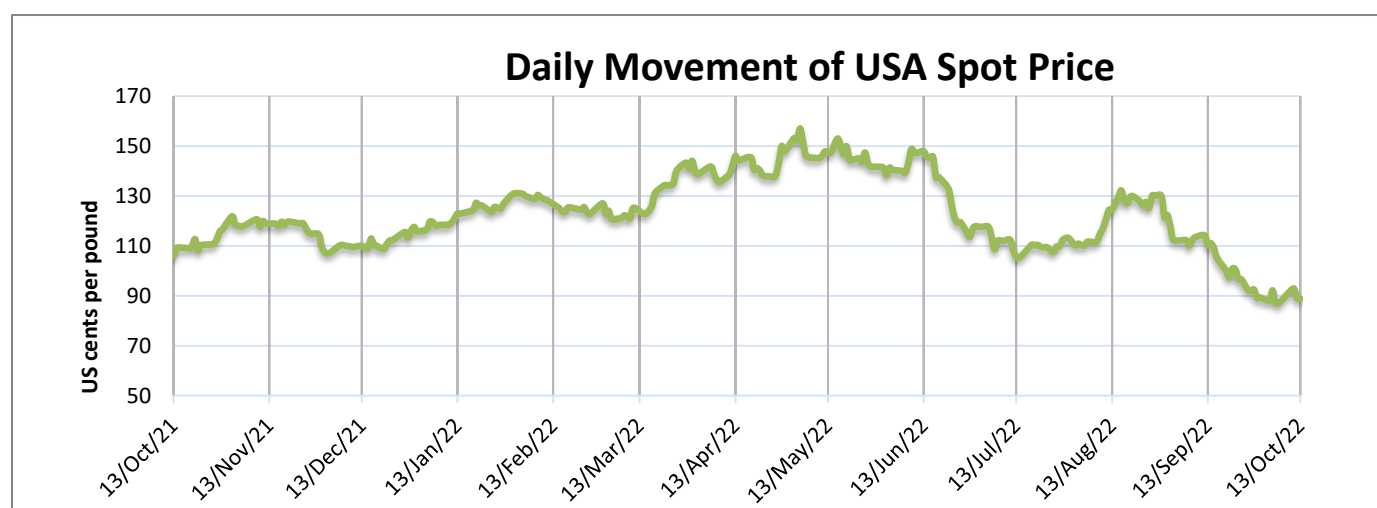


USA Spot Prices

U.S.A spot prices was at 90.70 cents per pound last week.

USA Spot Prices	Monthly Average Price as on		% Change
	13-Oct-22	06-Oct-22	
Prices	90.70	88.84	-0.45
Prices in US cents per Pound			

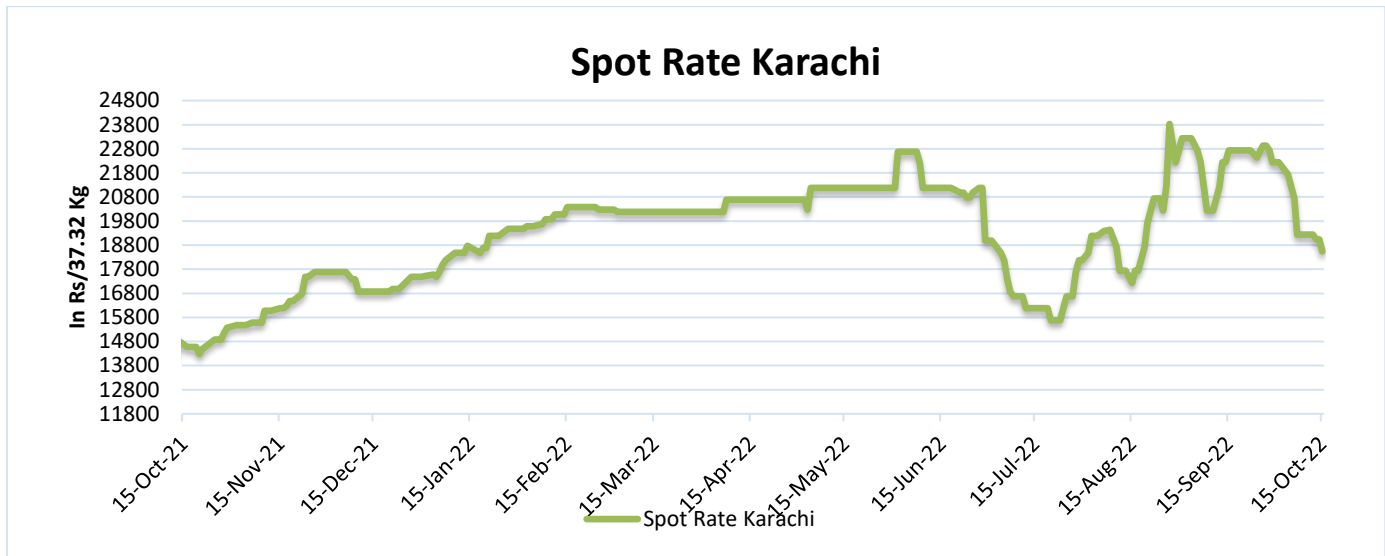
Source: USDA



Pakistan Spot Prices

The Karachi spot price had decreased at Rs.18618/q from the previous week. With the expectation of lower production the country due to heavy rainfalls, overall cotton quality is expected to be affected.

Karachi Spot Prices	Weekly Average Price as on		% Change
	15-Oct-22	08-Oct-22	
Prices	18618	19235	-3.04
Prices in Rs per 37.32 Kg			



Commodity: Cotton
Exchange: MCX
Contract: Oct
Expiry: Oct. 30, 2021

Cotton – Technical Outlook

Technical Chart:



Technical Commentary:

- As depicted in the above chart, market is currently trading at 33040 level.
- Technically, now Cotton has taken a support at 31780 and resistance is now likely to be seen at 35333, a move above could see prices testing .
- Market is currently below 9 and 18 DMA. RSI indicates slight buying strength.
- Overall, the prices are expected to remain range-bound in the coming weeks.

Intraday Supports & Resistances			S1	S2	PCP	R1	R2
Cotton	MCX	Oct	32630	32710	33050	33260	33380
Intraday Trade Call			Call	Entry	T1	T2	SL
Cotton	MCX	Oct	Buy	33040	33140	33230	32970

* Do not carryforward the position the next day.

Commodity: Cotton seed oilcake
Exchange: MCX
Contract: Oct
Expiry: Oct. 30, 2021
Cottonseed Oilcake
Technical Chart:

Technical Commentary:

- As evident from the above chart, overall upward trend was followed during the last week.
- Currently market is trading above 9 and 50 DMA, market may rise after a recent support of 2380 level. Resistance is likely to be at 2475 level.
- RSI indicating slight buying strength.
- Market is expected to firm in the coming week.

Intraday Supports & Resistances			S1	S2	PCP	R1	R2
Cottonseed oilcake	NCDEX	Oct	2212	2282	2402	2542	2602
Intraday Trade Call			Call	Entry	T1	T2	SL
Cottonseed oilcake	NCDEX	Oct	Buy	2392	2492	2512	2322

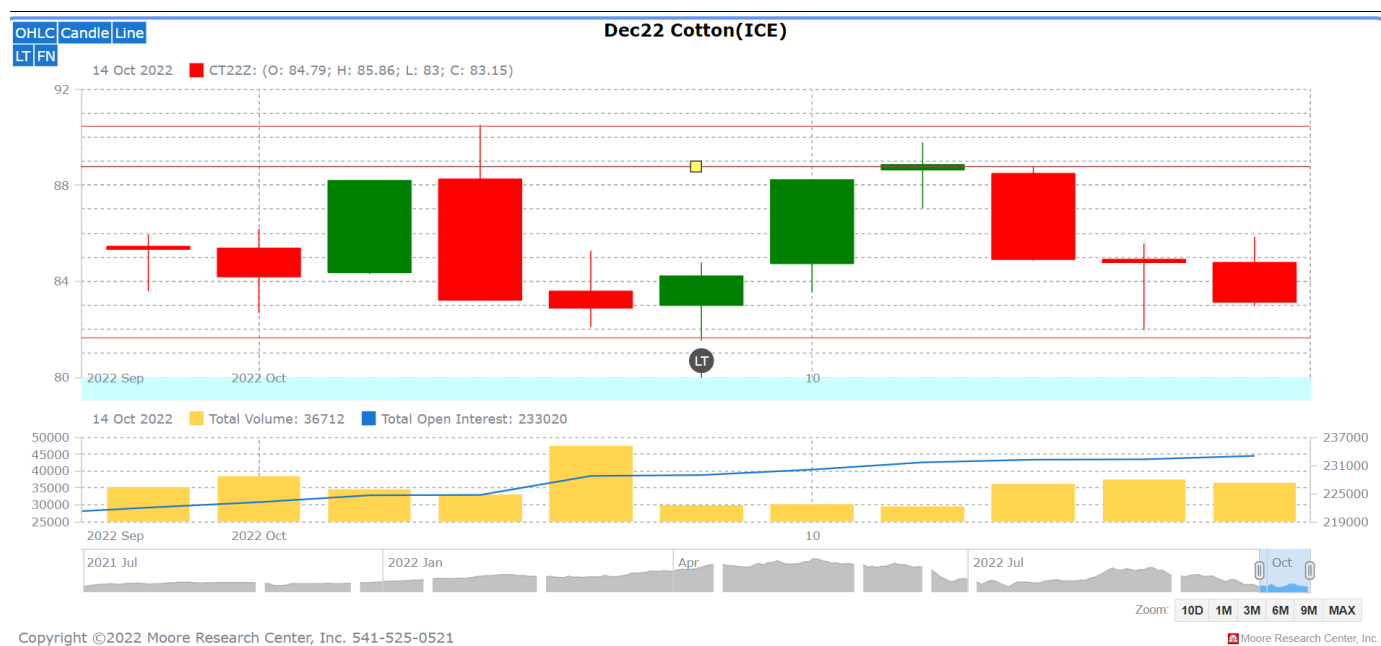
MCX and NCDEX Weekly Prices

Indian Indices in Candy				
Date	NCDEX Kapas	MCX		
	April	Oct-22	Nov-22	Dec-22
03-10-2022	61,550	65,889	61,391	61,015
04-09-2022	63,616	68,524	63,609	62,416
05-09-2022	63,694	67,039	61,182	62,416
06-09-2022	63,694	68,440	61,496	61,036
07-10-2022	63,825	69,737	62,437	61,287

*NCDEX Kapas seed rate 700/20 kg to convert it in to candy.

Indian Basis					
Date	29 MM	USD-INR	CENTS/LB	ICE DEC	BASIS
03-10-2022	68,750	81.87	107.11	84.20	22.91
04-09-2022	69,250	81.52	108.35	88.20	20.15
05-09-2022	70,250	81.52	109.92	83.23	26.69
06-09-2022	70,000	81.88	109.04	82.90	26.14
07-10-2022	70,250	82.32	108.85	84.23	24.62

Technical Analysis of Cotton Future (Dec'22Contract) at ICE



- The Dec'22' contract has showed a weak movement during the week under review. Prices have broken more than 61% Fibonacci retracement level.
- Total volume decreased & Open Interest decreased compared to last week.
- Market is expected to remain elevated in the coming week.
- Market expects weak buying strength.

Expected Price Range During Coming week

Expected Trend	Expected Trading Band
weak	82-88

Expected Support and Resistance

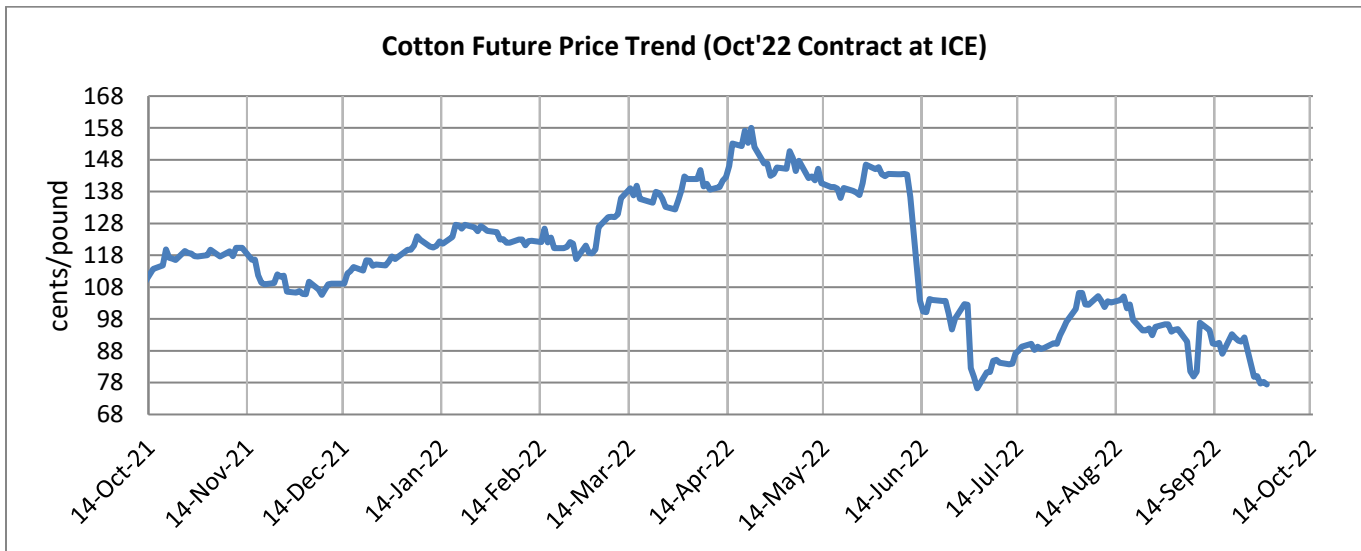
Support 1	Support 2	Resistance 1	Resistance 2
81	75	85	92

Figures in US cents/pound

Cotton Future Prices at ICE

Cotton Prices in Future Contract on ICE						Prices in cents/Lb	
Contracts	14-Oct-22	14-Sep-22	16-Jul-22	17-Apr-22	14-Oct-21	% Change over a month	% Change over previous year
Oct-22	77.43	107.09	96.41	128.19	92.73	-27.70	-16.50
Dec-22	83.15	102.71	88.71	122.48	103.86	-19.04	-19.94
Mar-23	81.99	99.58	84.45	117.89	101.84	-17.66	-19.49
May-23	81.08	97.43	83.17	141.98	100.95	-16.78	-19.68
Jul-23	79.85	94.56	81.26	140.71	99.38	-15.56	-19.65

Future Price Trend (Active Contract):



Cotton Prices at Key Spot Markets:

Commodity	Kapas		Weekly Average Prices (Rs./Quintal)		Change
State	Centre	Variety	10th Oct'22 to 15th Oct'22	03rd Oct'22 to 08th Oct'22	
Gujarat	Ahmedabad	Shankar-6	8875	9000	-125
	Gondal	Shankar-6	8835	9105	-270
	Rajkot	B.T. Cotton	8667	8650	17
	Patan	B.T. Cotton	9009	9068	-59
	Kadi	B.T. Cotton	8617	NA	-
	Deesa	B.T. Cotton	1559	1473	86
	Dhrol	B.T. Cotton	8836	8598	238
Haryana	Bhiwani	B.T. Cotton	8700	8692	8
	Bhiwani	Desi	NA	NA	-
	Adampur	B.T. Cotton	8925	8933	-8
	Fatehabad	B.T. Cotton	8638	NA	-
	Jind	B.T. Cotton	NA	NA	-
	Uchana	B.T. Cotton	NA	NA	-
	Dabwali	B.T. Cotton	NA	NA	-
Rajasthan	Hanumangarh	B.T. Cotton	8810	8830	-20
	Rawatsar	B.T. Cotton	4313	NA	-
Madhya Pradesh	Khandwa	Mech-1	NA	NA	-
	Khargaon	Mech-1	NA	NA	-
Maharashtra	Amravati	Mech-1	NA	NA	-
	Jamner	Medium Staple	NA	NA	-
Uttar Pradesh	Hathras	B.T. Cotton	7740	7620	120
	Hathras	Desi	7460	7450	10
Telangana	Adilabad	Un-Ginned	NA	NA	-
Andhra Pradesh	Adoni	Un-Ginned	9822	9292.5	530
Karnataka	Bijapur	Bunny	9761	9120	641
	Hubli	D.C.H.	3266	NA	-
	Hubli	B.T. Cotton	3266	NA	-
	Raichur	H-44 Cotton	9740	9350	390
Commodity	Lint		Prices (Rs./Maund of 37.32kg each)		Change
State	Centre	Variety	10th Oct'22 to 15th Oct'22	03rd Oct'22 to 08th Oct'22	
Punjab	Bhatinda	J-34	7021	7117	-96
	Abohar	J-34	6988	7115	-128
	Mansa	J-34	6967	7125	-158
Haryana	Sirsa	J-34	6971	7100	-129

Rajasthan	Sri-Ganganagar	J-34	6695	6738	-43
------------------	----------------	------	------	------	------------

Cotton Arrivals in Key Centers:

Commodity	Kapas		Weekly Sum Arrivals (Quintal)		Change
State	Centre	Variety	10th Oct'22 to 15th Oct'22	03rd Oct'22 to 08th Oct'22	
Gujarat	Ahmedabad	Shankar-6	115600	102000	13600
	Gondal	Shankar-6	14863	41900	-27037
	Rajkot	B.T. Cotton	23700	9650	14050
	Patan	B.T. Cotton	31743	9265	22478
	Kadi	B.T. Cotton	47500	NA	-
	Deesa	B.T. Cotton	NA	NA	-
	Dhrol	B.T. Cotton	2507	1031	1476
Haryana	Bhiwani	B.T. Cotton	5300	9500	-4200
	Bhiwani	Desi	NA	NA	-
	Adampur	B.T. Cotton	6715	3500	3215
	Fatehabad	B.T. Cotton	500	NA	-
	Jind	B.T. Cotton	NA	NA	-
	Uchana	B.T. Cotton	NA	NA	-
	Dabwali	B.T. Cotton	NA	NA	-
Rajasthan	Hanumangarh	B.T. Cotton	10000	9100	900
	Rawatsar	B.T. Cotton	10000	NA	-
Madhya Pradesh	Khandwa	Mech-1	NA	NA	-
	Khargaon	Mech-1	NA	NA	-
Maharashtra	Amravati	Mech-1	NA	NA	-
	Jamner	Medium Staple	NA	NA	-
Uttar Pradesh	Hathras	B.T. Cotton	1450	700	750
	Hathras	Desi	180	NA	-
Telangana	Adilabad	Un-Ginned	NA	NA	-
Andhra Pradesh	Adoni	Un-Ginned	39603	4482	35121
Karnataka	Bijapur	Bunny	13420	1547	11873
	Hubli	D.C.H.	NA	NA	-
	Hubli	B.T. Cotton	NA	NA	-
	Raichur	H-44 Cotton	124	59	65
Commodity	Lint		Weekly Sum Arrivals (Quintal)		Change
State	Centre	Variety	10th Oct'22 to 15th Oct'22	03rd Oct'22 to 08th Oct'22	
Punjab	Bhatinda	J-34	NA	NA	-
	Abohar	J-34	2635	2210	425
	Mansa	J-34	1573	1394	179

Haryana	Sirsa	J-34	2465	1615	850
Rajasthan	Sri-Ganganagar	J-34	14500	10500	4000

Week on Week Price: Scenario of Cotton:

Commodity	Kapas		Today	Week Ago	Month Ago	Year Ago
State	Centre	Variety	15-Oct-22	8-Oct-22	15-Sep-22	16-Oct-21
Gujarat	Ahmedabad	Shankar-6	8625	9250	0	8500
	Gondal	Shankar-6	8880	9155	9955	0
	Rajkot	B.T. Cotton	8400	8600	10900	8605
	Patan	B.T. Cotton	8740	9155	0	8535
	Kadi	B.T. Cotton	8600	NA	0	7500
	Deesa	B.T. Cotton	1550	1450	0	1200
	Dhrol	B.T. Cotton	8465	8680	0	8000
Haryana	Bhiwani	B.T. Cotton	8700	8800	9600	
	Bhiwani	Desi	NA	NA	12500	
	Adampur	B.T. Cotton	8700	9100	9650	8100
	Fatehabad	B.T. Cotton	8615	NA	0	8000
	Jind	B.T. Cotton	NA	NA	0	8350
	Uchana	B.T. Cotton	NA	8755	0	8000
	Dabwali	B.T. Cotton	NA	NA	0	7950
Rajasthan	Hanumangarh	B.T. Cotton	8600	9100	9600	8200
	Rawatsar	B.T. Cotton	8700	0	0	8250
Madhya Pradesh	Khandwa	Mech-1	NA	NA	0	7740
	Khargaon	Mech-1	NA	NA	0	0
Maharashtra	Amravati	Mech-1	NA	0	10600	7300
	Jamner	Medium Staple	NA	0	0	0
Uttar Pradesh	Hathras	B.T. Cotton	7800	7700	7800	6800
	Hathras	Desi	7500	7400	8700	7050
Telangana	Adilabad	Un-Ginned	NA	NA	0	0
Andhra Pradesh	Adoni	Un-Ginned	9450	9300	10810	0
Karnataka	Bijapur	Bunny	9329	0	10165	8409
	Hubli	D.C.H.	NA	0	0	0
	Hubli	B.T. Cotton	NA	0	0	0
	Raichur	H-44 Cotton	9000	9600	10660	0
Commodity	Lint		Today	Week Ago	Month Ago	Year Ago
State	Centre	Variety	15-Oct-22	8-Oct-22	15-Sep-22	16-Oct-21
Punjab	Bhatinda	J-34	6800	7150	8125	6280

	Abohar	J-34	6800	7170	8100	6280
	Mansa	J-34	6750	7150	0	6250
Haryana	Sirsa	J-34	6750	7150	8100	6225
Rajasthan	Sri-Ganganagar	J-34	6439	6768	0	5734

Cotton Arrivals in Key Centers:

Commodity	Kapas		Arrivals (Quintal)	Arrivals (Quintal)	Arrivals (Quintal)	Arrivals (Quintal)
State	Centre	Variety	15-Oct-22	8-Oct-22	15-Sep-22	16-Oct-21
Gujarat	Ahmedabad	Shankar-6	17000	15300	0	25500
	Gondal	Shankar-6	8250	8350	10750	4800
	Rajkot	B.T. Cotton	4400	1700	240	5500
	Patan	B.T. Cotton	7160	1641	0	1582
	Kadi	B.T. Cotton	20000	NA	0	20000
	Deesa	B.T. Cotton	NA	NA	0	0
	Dhrol	B.T. Cotton	481	234	0	346
Haryana	Bhiwani	B.T. Cotton	2000	NA	8000	
	Bhiwani	Desi	NA	NA	100	
	Adampur	B.T. Cotton	1105	1020	680	1190
	Fatehabad	B.T. Cotton	150	NA	0	500
	Jind	B.T. Cotton	NA	NA	0	425
	Uchana	B.T. Cotton	NA	NA	0	1000
	Dabwali	B.T. Cotton	NA	NA	0	1000
Rajasthan	Hanumangarh	B.T. Cotton	3000	0	0	5000
	Rawatsar	B.T. Cotton	3000	0	0	5000
Madhya Pradesh	Khandwa	Mech-1	NA	NA	0	1340
	Khargaon	Mech-1	NA	NA	0	0
Maharashtra	Amravati	Mech-1	NA	0	2000	2000
	Jamner	Medium Staple	NA	0	0	0
Uttar Pradesh	Hathras	B.T. Cotton	300	150	150	150
	Hathras	Desi	50	0	45	50
Telangana	Adilabad	Un-Ginned	NA	NA	0	0
Andhra Pradesh	Adoni	Un-Ginned	9390	1176	4622	0
Karnataka	Bijapur	Bunny	3523	0	72	670
	Hubli	D.C.H.	NA	0	0	0
	Hubli	B.T. Cotton	NA	0	0	0
	Raichur	H-44 Cotton	18	15	17	0
Commodity	Lint		Arrivals (Quintal)	Arrivals (Quintal)	Arrivals (Quintal)	Arrivals (Quintal)
State	Centre	Variety	15-Oct-22	8-Oct-22	15-Sep-22	16-Oct-21

Punjab	Bhatinda	J-34	NA	NA	170	10200
	Abohar	J-34	510	340	102	2040
	Mansa	J-34	213	340	0	510
Haryana	Sirsa	J-34	340	340	425	1190
Rajasthan	Sri-Ganganagar	J-34	2500	2000	0	1000

Cotton Association of India Spot Rates:

Trade Name	Staple	Micronaire	Strength/ GPT	Weekly Average Prices		+/- Change
				10th Oct'22 to 15th Oct'22	03rd Oct'22 to 08th Oct'22	
Bengal Deshi (RG)/Assam Comilla (101)	Below 22mm	5.0 - 7.0	15	51940	51250	690
Bengal Deshi (SG)(201)	Below 22mm	5.0 - 7.0	15	52640	51950	690
J-34(202)	26mm	3.5 - 4.9	23	66080	65475	605
H-4/ MECH-1(105)	28mm	3.5 - 4.9	27	NA	NA	-
Shankar-6(105)	29mm	3.5 - 4.9	28	70160	69500	660
Bunny/ Brahma(105)	31mm	3.5 - 4.9	30	NA	NA	-
MCU-5/ Surabhi(106)	32mm	3.3 - 4.9	31	NA	NA	-
DCH-32(107)	34mm	3.0 - 3.8	33	79000	80750	-1750

Disclaimer

The information and opinions contained in the document have been compiled from sources believed to be reliable. The company does not warrant its accuracy, completeness and correctness. Use of data and information contained in this report is at your own risk. This document is not, and should not be construed as, an offer to sell or solicitation to buy any commodities. This document may not be reproduced, distributed or published, in whole or in part, by any recipient hereof for any purpose without prior permission from the Company. IASL and its affiliates and/or their officers, directors and employees may have positions in any commodities mentioned in this document (or in any related investment) and may from time to time add to or dispose of any such commodities (or investment). Please see the detailed disclaimer at © 2022 Indian Agribusiness Systems Ltd.