

Domestic market summary**Major Market Highlights:**

During the past week, Monsoon has completely withdrawn from major cotton belts across India. Spinning mills had started operating. Demand for yarn is also increasing from the domestic and export market. Further, Cotton prices are expected to remain firm for the coming week. Due to disparity, ginning factories are not running regularly. Cottonseed prices are firm. There is shortage of cottonseed in market due to lesser ginning process. Raw cotton prices went up sharply due to shooting up of ICE futures.

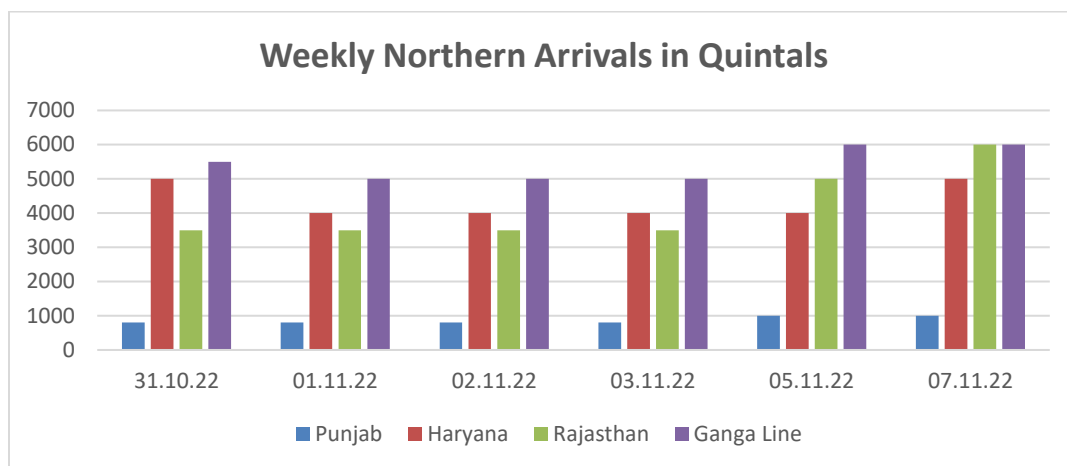
Domestic Market Scenario:

Cotton production is expected to fall dramatically in Telangana due to heavy rains and pest attack during the past month. Cotton Quality has also been affected and farmers are demanding a higher MSP from the government.

Cotton prices in Guntur market traded higher yesterday. Prices have gained due to improved demand of quality cotton. Cotton is being sold at Rs. 8,800 to Rs.9,000 per quintal against the minimum support price of Rs. 6,080 per quintal for the 2022-23 season. Cotton Corporation of India has also started procurement operations on around 85 centers across the state.

According to AgriWatch sources, cotton arrivals have increased in the market. Daily arrivals are around 70-75,000 per bales per day. Farmers in Northern India has put their cotton produce in stock in anticipation of increase in prices during the coming week.

Northern New Cotton Crop Arrival & Prices:

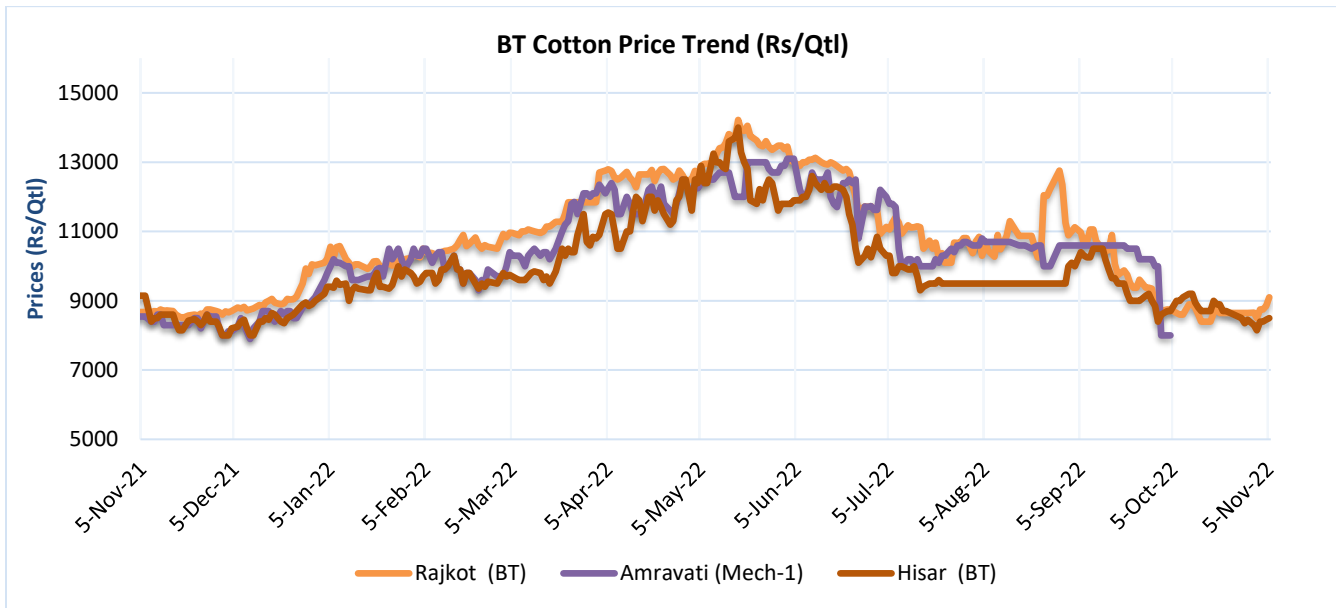


All India Cotton Arrivals 2022-23	
This Week	4 Lakh
Cumulative Arrival	18 Lakh
Cotton Consumption (up to 29 th October 2022)	19 Lakh
Exports	25,000
Import	150,000

Domestic Cotton Prices Scenario

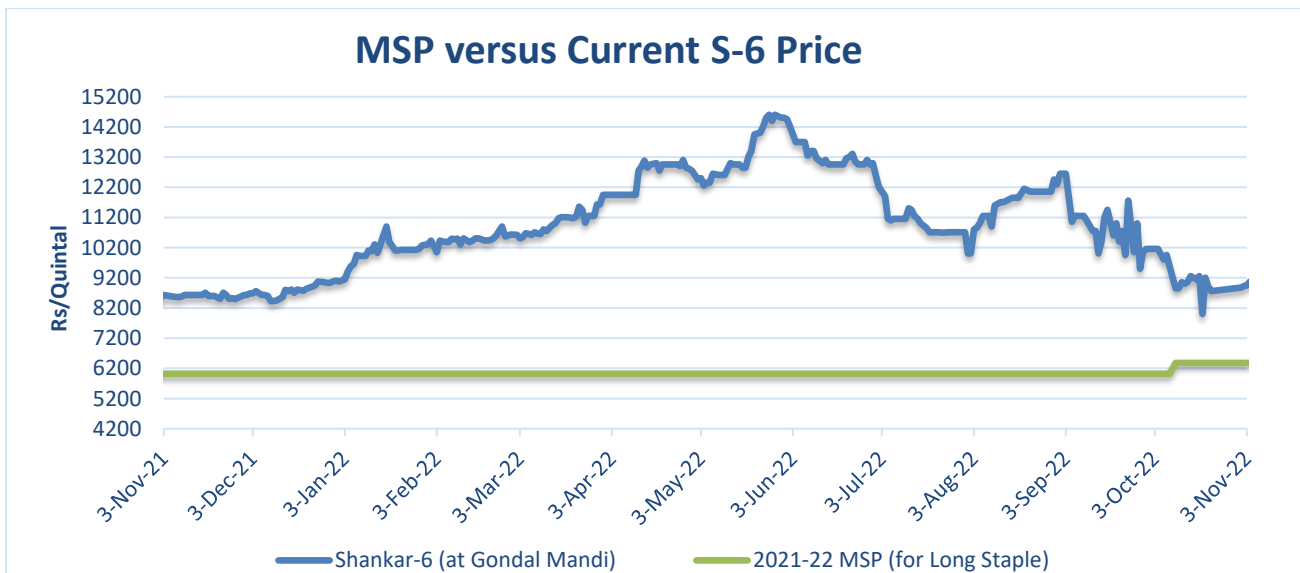
Kapas (Raw Cotton) Weekly Price Scenario

Weekly Price Review: Weekly BT Cotton average prices at Rajkot stood higher at Rs. 8,768/Qtl compared to previous week's Rs. 8,650/Qtl. Cotton prices at Amravati traded at Rs. 8,000 per quintal whereas prices in Hisar were slightly lower at Rs. 8,366 per quintal during the past week.



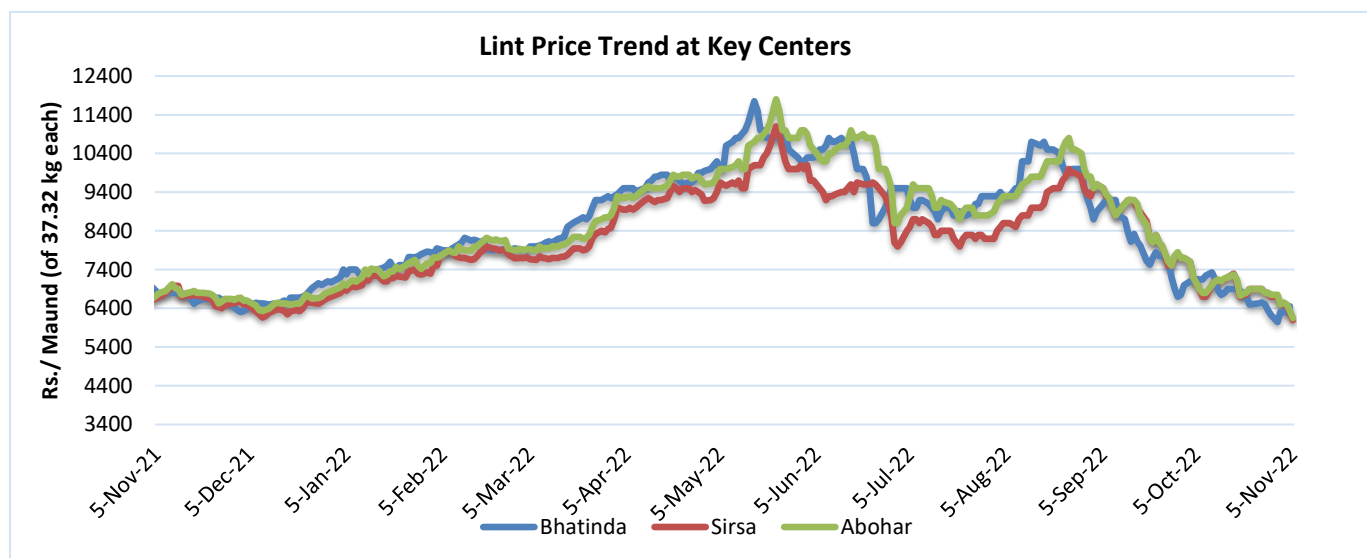
Spot Price Comparison

Cotton shanker-6 at Gondal market traded slightly higher at Rs. 8,961 per quintal against the minimum support price of Rs. 6,380 per quintal. Cotton arrivals had paced up in the market resulting in falling prices.



Lint price Outlook

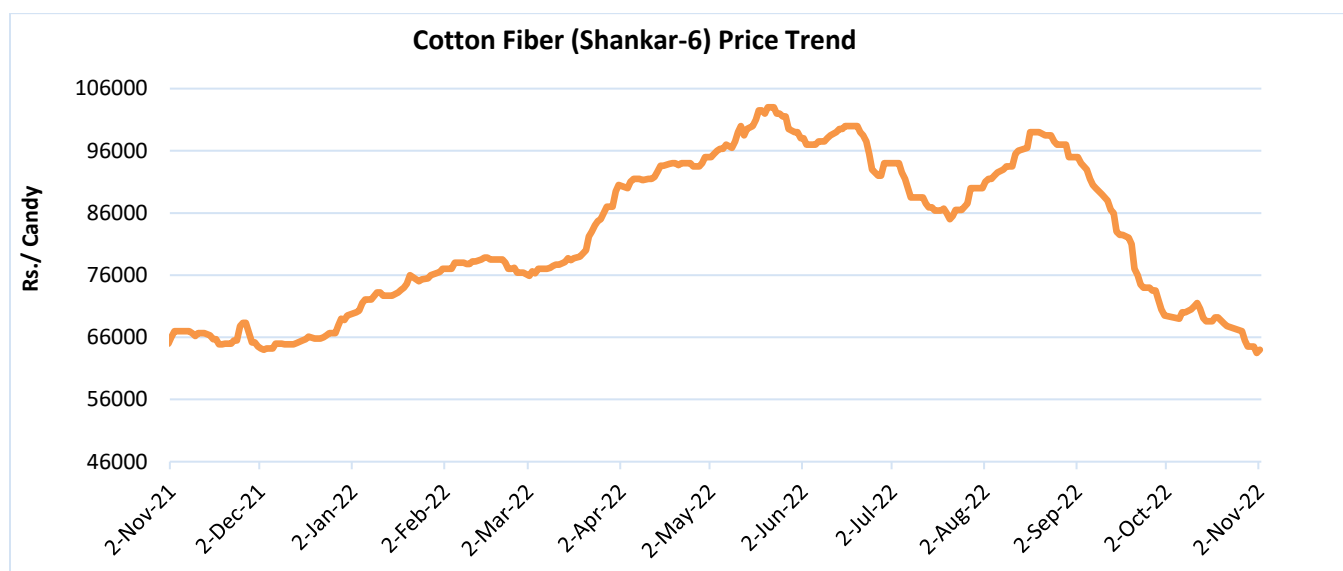
The average price stood slightly lower at Rs. 6275/maund this week compared to Rs.6530/maund previous week in Abohar, in Bhatinda prices were at Rs.6270/maund, and slightly lower in Sirsa at Rs.6191/maund from Rs.6490/maund previous week.



Source: Agriwatch

Cotton Fiber price Outlook

The average cotton fiber (Shankar-6) prices of premium quality have slightly lower and is currently at Rs.64000/candy and is likely to remain weak in the coming weeks. Prices are falling mainly because of a increased arrivals and expectation of higher production in the 2022-23 season.



Source: Cotton Association of India (CAI)

Cotton Seed Oil and Cotton Seed Oil Cake

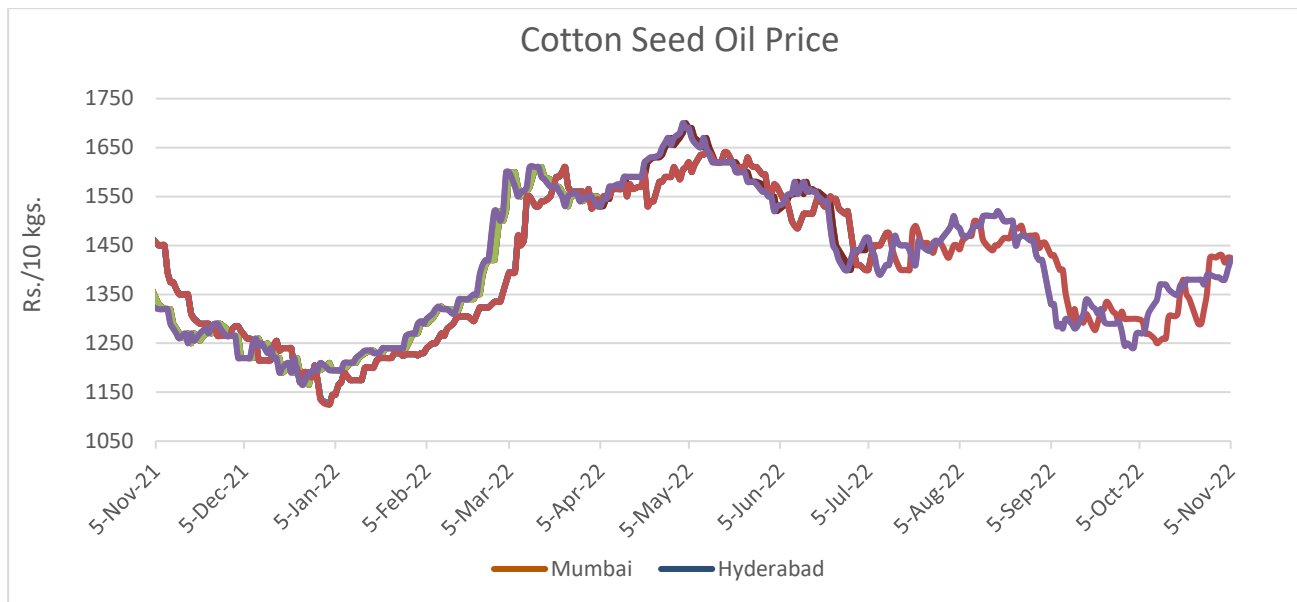
Cotton Seed Oil weekly

Price Scenario

Cottonseed oil prices have shown a mixed trend across the major centers during the week ending on 07th Nov'22.

Center	Weekly Average Price as on (Rs/10 kg.)		% Change
	05-Nov-22	29-Oct-22	
Rajkot	1412	1398	0.98
Hyderabad	1418	1419	-0.11
Mumbai	1407	1384	1.64

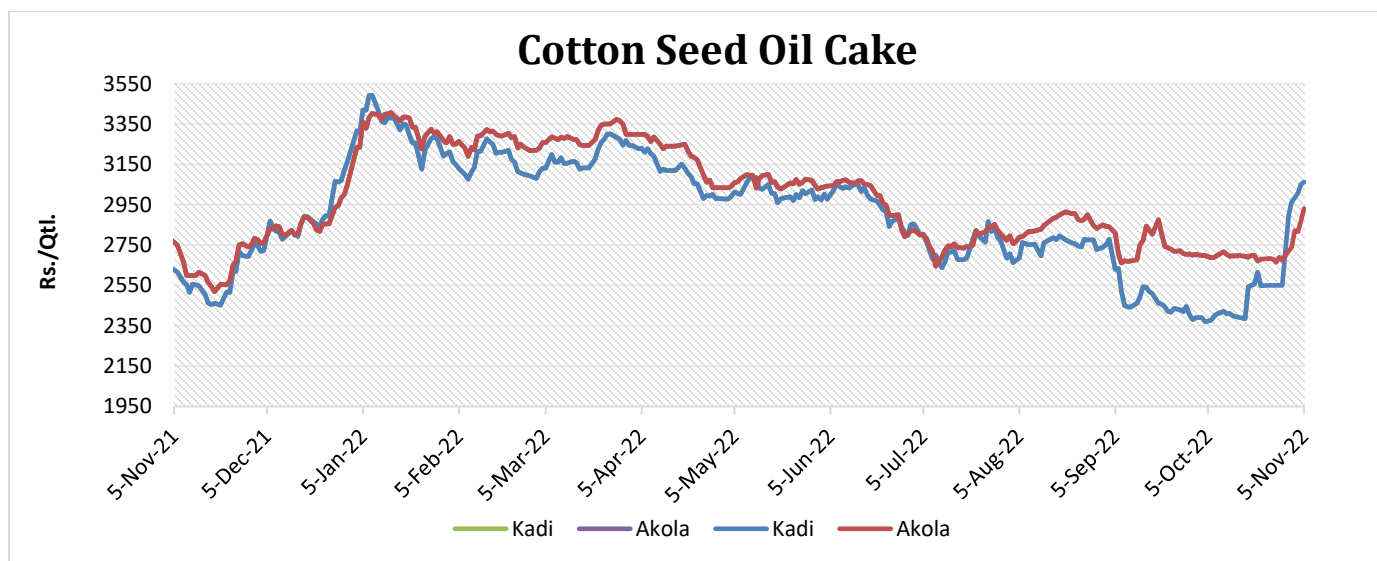
Source: Agriwatch



Cotton Seed Oil Cake weekly price Scenario

The average price of cottonseed oilcake in the Kadi market has increased slightly with improved demand as compared to previous week. Prices in Kadi were at Rs. 2995 per quintal from Rs. 2550 per quintal and in Akola prices were at Rs. 2817 per quintal from Rs. 2679 per quintal the previous week.

Center	Weekly Average Price as on (Rs/quintal.)*		% Change
	29-Oct-22	29-Oct-22	
Kadi	2995	2550	17.4
Akola	2817	2679	5.13



Source: NCDEX

Price Forecast for the coming week

Months	Past Week	During the week	Coming week
Price per quintal at Rajkot (Average of the month)	8650	8400-8750	8950-9540

Stock Summary

Stock with Spinners	Stock with Government, MCX, MNC, Traders, Ginners etc	Total
23.50	1.75	25.25

International Market Scenario

According to the U.S. Crop progress report, as of 31st Oct, 2022, U.S cotton Cotton Bolls opening stands at 99 percent which is higher than that of the previous season (94 percent). In the previous week cotton bolls opening was 98 percent. Overall 55 percent of the U.S Cotton Crop is harvested as compared to previous week 45 percent. During the previous season cotton harvested was around 44 percent.

Export demand has also fallen, as buyers from Bangladesh are facing issues of the gas shortage and limitation of forex fund. Due to war between Russia and Ukraine supply of gas, crude and lot of commodities are disturbed globally. Inflation has increased in most of the countries.

The Australian cotton industry is expecting a large cotton crop despite the rains which had already damaged the crop in the country. In some areas, cotton picking has been affected due to rains, particularly in Narrabri and Moree.

USDA Balance Sheet

World Cotton Balance Sheet			
	2020-21	2021-22#	2022-23*
Area Harvested	31,367	32,314	32,510
Yield	772	781	778
Opening Stock	98,392	86,770	85,260
Production	1,11,471	1,15,540	1,18,050
Imports	48,693	42,884	43,621
Total Supply	2,58,556	2,45,194	2,46,931
Exports	48,711	42,935	43,613
Domestic Consumption	1,23,134	1,17,366	1,15,599
Ending Stock	86,770	85,260	87,867

Source: USDA *Global projected 2022-23; #estimated 2021-22

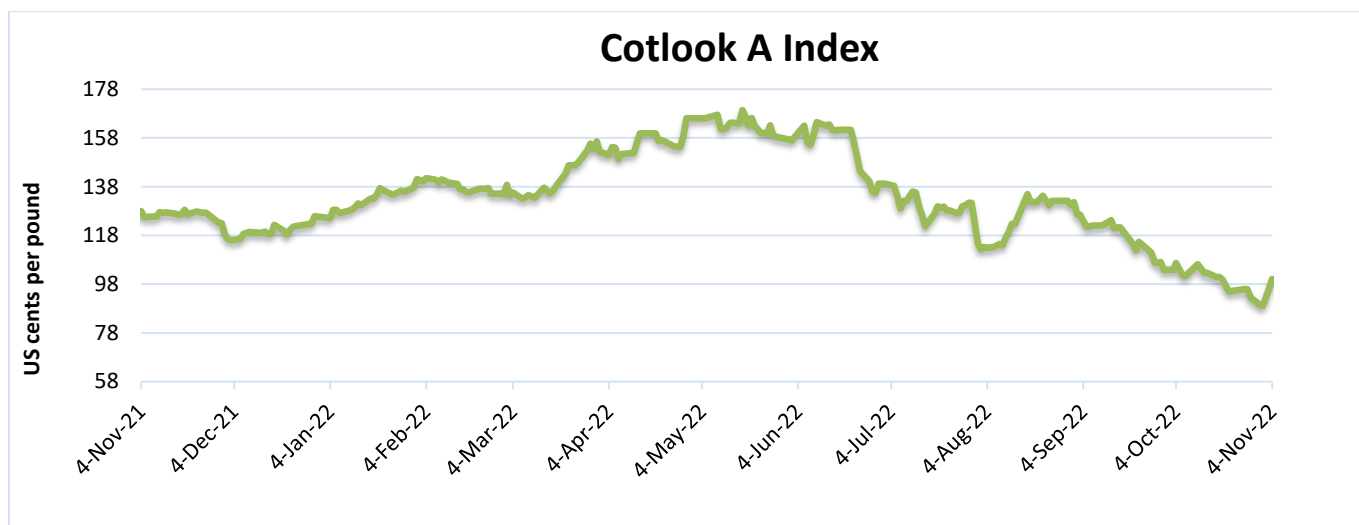
*Attribute Unit Description: Area in 1000 Ha; Yield of Cotton in Kg/Ha; Quantity of Cotton in 1000 480-lb Bales

Cotlook A Index

Cotlook A Index was lower this week. The Cotlook A Index was at 93.75 cents/lb lower as compared to the previous week.

Cotlook A Index	Weekly Average Price change as on		% Change
	07-Nov-22	29-Oct-22	
Prices	93.75	94.80	-1.11
Prices in US cents per Pound			

Source: Cotlook

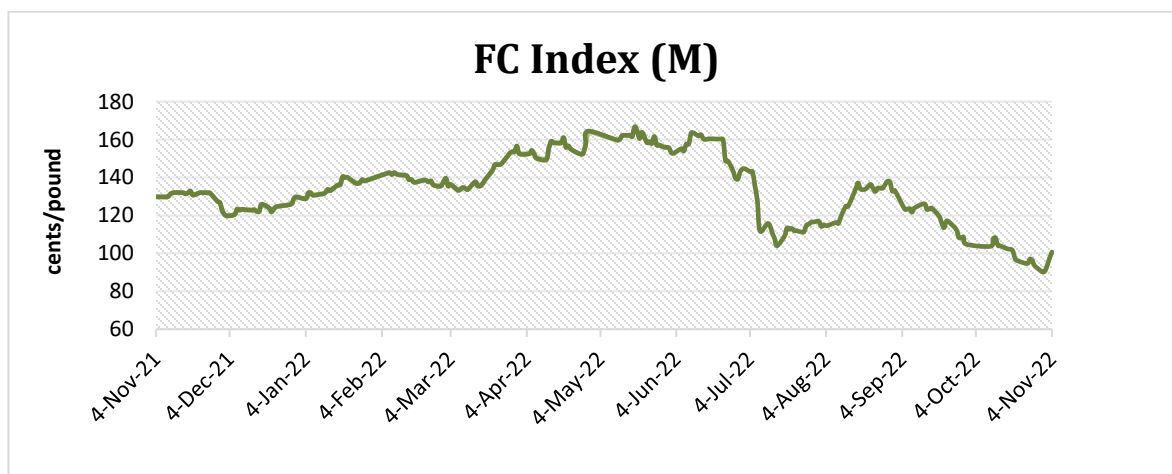


China Cotton Index and Foreign Cotton Index

Cotton Index	Weekly Average Price as on		% Change
	04-Nov-22	29-Oct-22	
FC (S)	95.95	96.83	-0.90
FC (M)	94.46	95.32	-0.90
FC (L)	93.12	93.98	-0.92

Prices in US cents per Pound

Source: China Cotton Association



Cotton Index	Weekly Average Price as on		% Change
	04-Nov-22	29-Oct-22	
CCIndex(328)	15429.80	15818.00	-2.45
CCIndex(527)	13863.40	14122.67	-1.84
CCIndex(229)	15784.60	16101.33	-1.97
Prices in Yuan per ton			

Source: China Cotton Association

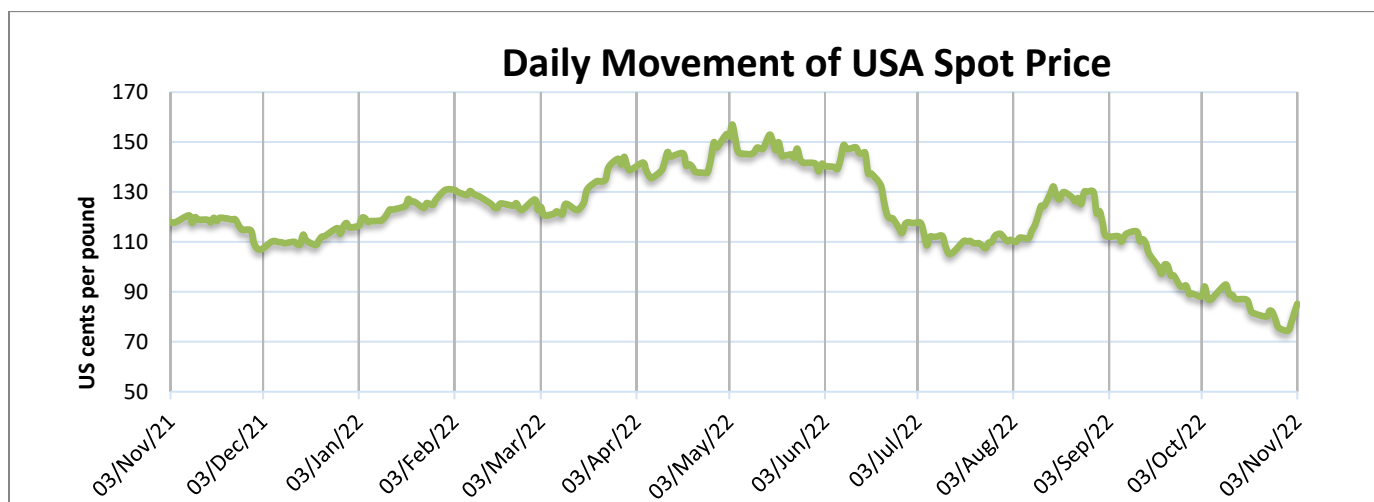


USA Spot Prices

U.S.A spot prices was at 79.69 cents per pound last week.

USA Spot Prices	Monthly Average Price as on		% Change
	03-Nov-22	27-Oct-22	
Prices	79.69	80.76	-1.33
Prices in US cents per Pound			

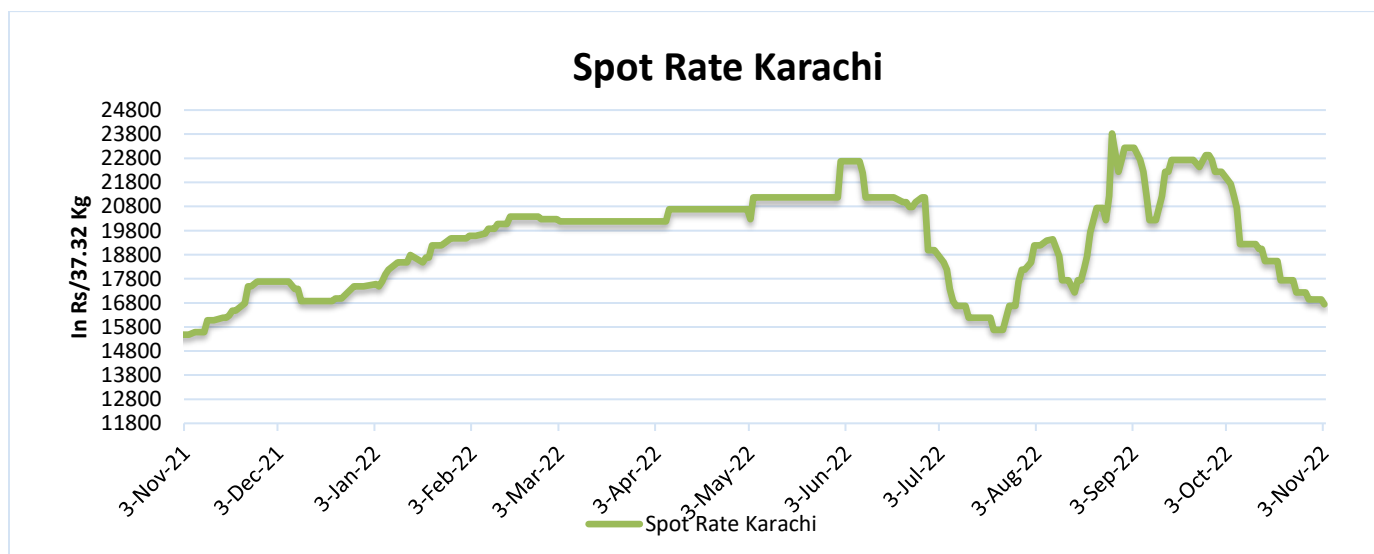
Source: USDA



Pakistan Spot Prices

The Karachi spot price had decreased at Rs.16360/q from the previous week. With the expectation of lower production the country due to heavy rainfalls, overall cotton quality is expected to be affected.

Karachi Spot Prices	Weekly Average Price as on		% Change
	03-Nov-22	27-Oct-22	
Prices	16360	16985	-3.49
Prices in Rs per 37.32 Kg			



Commodity: Cotton
Exchange: MCX
Contract: Nov
Expiry: Nov. 30, 2021

Cotton – Technical Outlook

Technical Chart:



Technical Commentary:

- As depicted in the above chart, market is currently trading at 30700 level.
- Technically, now Cotton has taken a support at 31000 and resistance is now likely to be seen at 35000, a move above could see prices testing .
- Market is currently below 9 and 18 DMA. RSI indicates weak buying strength.
- Overall, the prices are expected to remain range-bound in the coming weeks.

Intraday Supports & Resistances			S1	S2	PCP	R1	R2
Cotton	MCX	Nov	30350	30430	30770	30980	31100
Intraday Trade Call			Call	Entry	T1	T2	SL
Cotton	MCX	Nov	Buy	30760	30860	30950	30690

* Do not carryforward the position the next day.

Commodity: Cotton seed oilcake
Exchange: MCX
Contract: Nov
Expiry: Nov. 30, 2021

Cottonseed Oilcake

Technical Chart:



Technical Commentary:

- As evident from the above chart, overall Upward trend was followed during the last week.
- Currently market is trading above 9 DMA, market may rise after a recent support of 2380 level. Resistance is likely to be at 2550 level.
- RSI indicating slight buying strength.
- Market is expected to firm in the coming week.

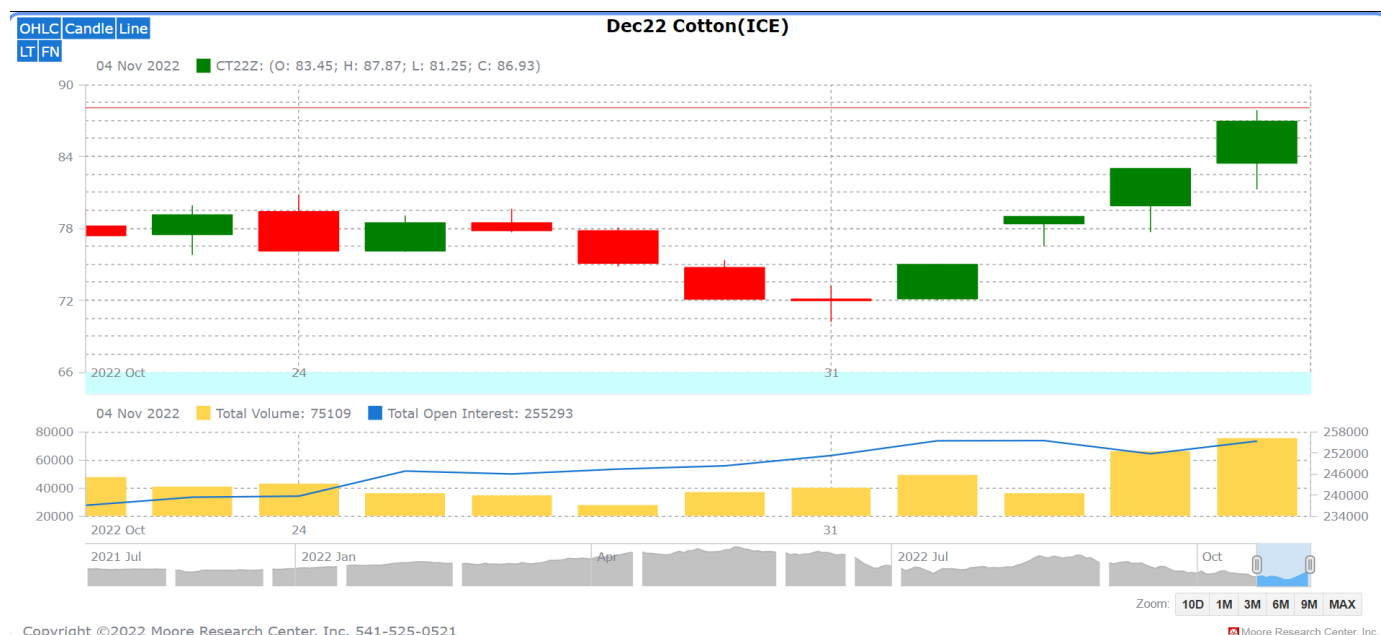
Intraday Supports & Resistances			S1	S2	PCP	R1	R2
Cottonseed oilcake	NCDEX	Nov	2304	2374	2494	2634	2694
Intraday Trade Call			Call	Entry	T1	T2	SL
Cottonseed oilcake	NCDEX	Nov	Buy	2484	2584	2604	2414

MCX Weekly Prices

Date	MCX		
	Oct-22	Nov-22	Dec-22
28-10-2022	66,730	60,246	57,798
04-11-2022	-	66,919	64,743
Changes in points	-	6673	6945
% Change	-	11.08	12.02

Currencies Weekly Change					
Date	INR/USD	Dollar Index	INR/Yuan	Yuan/Dollar	USD/Yuan
28-10-2022	82.33	110.950	11.3525	0.137	7.252
04-11-2022	81.98	110.675	11.4100	0.1392	7.185
Changes in points	-0.35	-0.27	0.0575	0.0013	-0.067
% Change	-0.43	-0.25	0.51	0.94	-0.93

Technical Analysis of Cotton Future (Dec'22Contract) at ICE



- The Dec'22' contract has showed up and intact movement during the week under review.
- Total volume decreased & Open Interest increased compared to last week.
- Market is expected to remain elevated in the coming week.
- Market expects slight buying strength.

Expected Price Range During Coming week

Expected Trend	Expected Trading Band
Range bound	81-88

Expected Support and Resistance

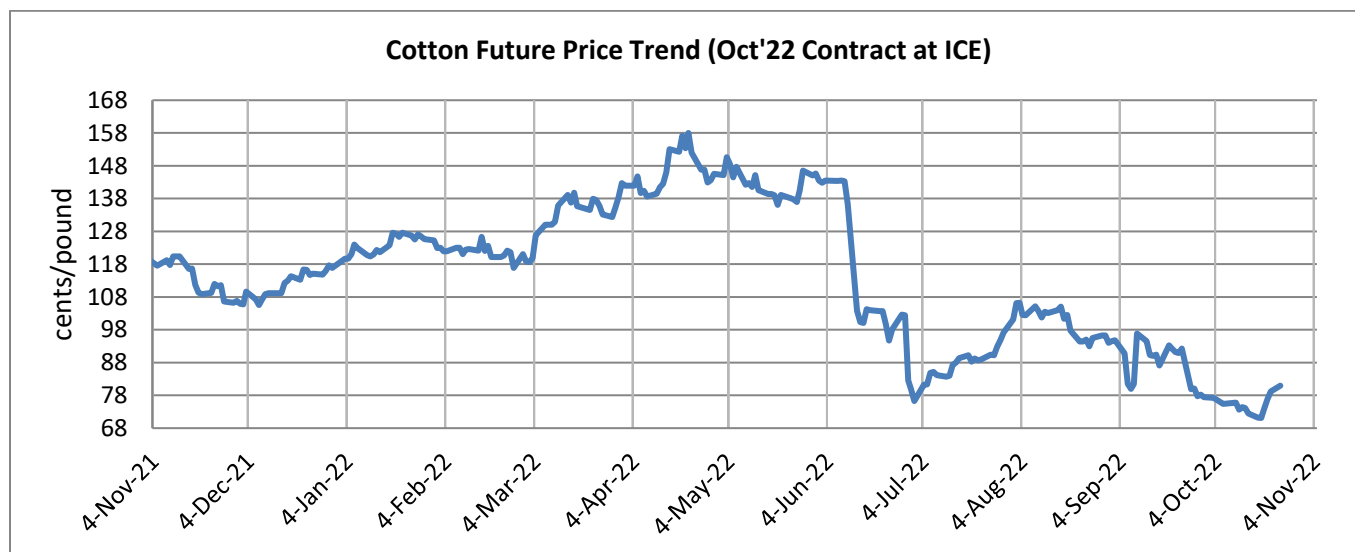
Support 1	Support 2	Resistance 1	Resistance 2
82	78	86	94

Figures in US cents/pound

Cotton Future Prices at ICE

Cotton Prices in Future Contract on ICE						Prices in cents/Lb	
Contracts	04-Nov-22	05-Oct-22	06-Aug-22	08-May-22	04-Nov-21	% Change over a month	% Change over previous year
Oct-22	80.96	91.23	85.36	130.18	96.70	-11.26	-16.28
Dec-22	78.37	83.23	95.59	123.74	116.87	-5.84	-32.94
Mar-23	85.67	81.74	93.33	118.34	113.24	4.81	-24.35
May-23	84.63	80.62	91.97	146.87	111.69	4.97	-24.23
Jul-23	83.26	79.02	90.19	143.61	109.00	6.37	-23.61

Future Price Trend (Active Contract):



Cotton Yarn

With demand for yarn yet to pick up some millers have urged the government to extend the window for duty-free import of cotton until 31st March 2023. As per Indian Textpreneurs Federation, mills have declared an extended holiday for Diwali and are planning to run at a lower level of utilization in the range of 50 percent for some more period to rebalance the demand supply trend. Also, there is a slowdown in the arrival of cotton as farmers are unwilling to sell cotton at low price. The arrivals could pick by 10-15th November 2022 and it may exceed to one lakh bales further.

Cotton Prices at Key Spot Markets:

Commodity	Kapas		Weekly Average Prices (Rs./Quintal)		Change
State	Centre	Variety	24th Oct'22 to 29th Oct'22	17th Oct'22 to 22nd Oct'22	
Gujarat	Ahmedabad	Shankar-6	NA	8813	-
	Gondal	Shankar-6	NA	8930	-
	Rajkot	B.T. Cotton	NA	8650	-
	Patan	B.T. Cotton	NA	8826	-
	Kadi	B.T. Cotton	8560	8992	-432
	Deesa	B.T. Cotton	1598	1639	-41
	Dhrol	B.T. Cotton	8540	8890	-350
Haryana	Bhiwani	B.T. Cotton	8350	8750	-400
	Bhiwani	Desi	NA	NA	-
	Adampur	B.T. Cotton	8433	8840	-407
	Fatehabad	B.T. Cotton	8420	8836	-416
	Jind	B.T. Cotton	NA	NA	-
	Uchana	B.T. Cotton	8250	NA	-
	Dabwali	B.T. Cotton	NA	NA	-
Rajasthan	Hanumangarh	B.T. Cotton	8417	8831	-414
	Rawatsar	B.T. Cotton	8567	8723	-156
Madhya Pradesh	Khandwa	Mech-1	8500	NA	-
	Khargaon	Mech-1	NA	NA	-
Maharashtra	Amravati	Mech-1	NA	8040	-
	Jamner	Medium Staple	NA	NA	-
Uttar Pradesh	Hathras	B.T. Cotton	7600	7500	100
	Hathras	Desi	7200	7350	-150
Telangana	Adilabad	Un-Ginned	7423	NA	-
Andhra Pradesh	Adoni	Un-Ginned	8649	9423.25	-774
Karnataka	Bijapur	Bunny	8628	9404	-777
	Hubli	D.C.H.	2900	1881	1018
	Hubli	B.T. Cotton	2900	1881	1018
	Raichur	H-44 Cotton	8590	9291	-702
Commodity	Lint		Prices (Rs./Maund of 37.32kg each)		Change
State	Centre	Variety	24th Oct'22 to 29th Oct'22	17th Oct'22 to 22nd Oct'22	
Punjab	Bhatinda	J-34	6485	6850	-365
	Abohar	J-34	6475	6842	-367
	Mansa	J-34	NA	6820	-
Haryana	Sirsa	J-34	6438	6833	-396

Rajasthan	Sri-Ganganagar	J-34	6063	6445	-382
-----------	----------------	------	------	------	------

Cotton Arrivals in Key Centers:

Commodity	Kapas		Weekly Sum Arrivals (Quintal)		
State	Centre	Variety	24th Oct'22 to 29th Oct'22	17th Oct'22 to 22nd Oct'22	Change
Gujarat	Ahmedabad	Shankar-6	NA	202300	-
	Gondal	Shankar-6	NA	51010	-
	Rajkot	B.T. Cotton	NA	23800	-
	Patan	B.T. Cotton	NA	66146	-
	Kadi	B.T. Cotton	16500	115000	-98500
	Deesa	B.T. Cotton	NA	NA	-
	Dhrol	B.T. Cotton	468	2660	-2192
Haryana	Bhiwani	B.T. Cotton	4000	8500	-4500
	Bhiwani	Desi	NA	NA	-
	Adampur	B.T. Cotton	2720	7310	-4590
	Fatehabad	B.T. Cotton	100	1350	-1250
	Jind	B.T. Cotton	NA	NA	-
	Uchana	B.T. Cotton	NA	NA	-
	Dabwali	B.T. Cotton	NA	NA	-
Rajasthan	Hanumangarh	B.T. Cotton	8000	13500	-5500
	Rawatsar	B.T. Cotton	8000	13500	-5500
Madhya Pradesh	Khandwa	Mech-1	650	NA	-
	Khargaon	Mech-1	NA	NA	-
Maharashtra	Amravati	Mech-1	NA	2200	-
	Jamner	Medium Staple	NA	NA	-
Uttar Pradesh	Hathras	B.T. Cotton	85	600	-515
	Hathras	Desi	NA	150	-
Telangana	Adilabad	Un-Ginned	11797	NA	-
Andhra Pradesh	Adoni	Un-Ginned	10958	32917	-21959
Karnataka	Bijapur	Bunny	4332	17989	-13657
	Hubli	D.C.H.	NA	NA	-
	Hubli	B.T. Cotton	NA	NA	-
	Raichur	H-44 Cotton	49	100	-51
Commodity	Lint		Weekly Sum Arrivals (Quintal)		
State	Centre	Variety	24th Oct'22 to 29th Oct'22	17th Oct'22 to 22nd Oct'22	Change
Punjab	Bhatinda	J-34	NA	NA	-
	Abohar	J-34	765	2635	-1870
	Mansa	J-34	NA	1275	-
Haryana	Sirsa	J-34	1020	2465	-1445
Rajasthan	Sri-Ganganagar	J-34	7000	14500	-7500

Week on Week Price: Scenario of Cotton:

Commodity	Kapas		Today	Week Ago	Month Ago	Year Ago
State	Centre	Variety	29-Oct-22	22-Oct-22	29-Sep-22	29-Oct-21
Gujarat	Ahmedabad	Shankar-6	NR	8750	9000	8500
	Gondal	Shankar-6	Closed	8755	9555	8580
	Rajkot	B.T. Cotton	Closed	8650	8850	8675
	Patan	B.T. Cotton	Closed	NA	8905	8330
	Kadi	B.T. Cotton	8500	8750	0	8050
	Deesa	B.T. Cotton	1598	Closed	1400	1500
	Dhrol	B.T. Cotton	8540	Closed	9250	8605
Haryana	Bhiwani	B.T. Cotton	8400	NR	8500	8700
	Bhiwani	Desi	NA	NA	0	0
	Adampur	B.T. Cotton	8450	8700	8850	8760
	Fatehabad	B.T. Cotton	8400	8790	0	8600
	Jind	B.T. Cotton	NA	0	0	8900
	Uchana	B.T. Cotton	NA	8440	0	8630
	Dabwali	B.T. Cotton	Closed	8735	0	8715
Rajasthan	Hanumangarh	B.T. Cotton	8300	Closed	8400	9000
	Rawatsar	B.T. Cotton	8450	Closed	0	9100
Madhya Pradesh	Khandwa	Mech-1	8500	Closed	0	0
	Khargaon	Mech-1	NA	8480	0	8150
Maharashtra	Amravati	Mech-1	Closed	Closed	0	8300
	Jamner	Medium Staple	NA	0	0	0
Uttar Pradesh	Hathras	B.T. Cotton	7500	Closed	5200	7000
	Hathras	Desi	7200	Closed	7700	7100
Telangana	Adilabad	Un-Ginned	7330	0	0	8120
Andhra Pradesh	Adoni	Un-Ginned	8699	9371	9769	8461
Karnataka	Bijapur	Bunny	NA	NA	9771	8840
	Hubli	D.C.H.	NA	0	0	0
	Hubli	B.T. Cotton	NA	0	0	0
	Raichur	H-44 Cotton	8600	NA	9500	0
Commodity	Lint		Today	Week Ago	Month Ago	Year Ago
State	Centre	Variety	29-Oct-22	22-Oct-22	29-Sep-22	29-Oct-21

Punjab	Bhatinda	J-34	6350	6750	6925	6800
	Abohar	J-34	6350	6750	6900	6800
	Mansa	J-34	Closed	Closed	6800	6650
Haryana	Sirsa	J-34	6300	6700	6900	6700
Rajasthan	Sri-Ganganagar	J-34	5969	Closed	6486	6298

Cotton Arrivals in Key Centers:

Commodity	Kapas		Arrivals (Quintal)	Arrivals (Quintal)	Arrivals (Quintal)	Arrivals (Quintal)
State	Centre	Variety	29-Oct-22	22-Oct-22	29-Sep-22	29-Oct-21
Gujarat	Ahmedabad	Shankar-6	NR	34000	13600	54400
	Gondal	Shankar-6	Closed	8500	8500	6250
	Rajkot	B.T. Cotton	Closed	3600	1800	8000
	Patan	B.T. Cotton	Closed	NA	1680	19455
	Kadi	B.T. Cotton	2500	20000	0	35000
	Deesa	B.T. Cotton	NA	0	0	200
	Dhrol	B.T. Cotton	468	Closed	18	653
Haryana	Bhiwani	B.T. Cotton	1000	NR	2500	3000
	Bhiwani	Desi	NA	NA	0	0
	Adampur	B.T. Cotton	1020	1700	850	1360
	Fatehabad	B.T. Cotton	NA	250	0	600
	Jind	B.T. Cotton	NA	0	0	503
	Uchana	B.T. Cotton	Closed	800	0	1140
	Dabwali	B.T. Cotton	Closed	800	0	1140
Rajasthan	Hanumangarh	B.T. Cotton	4000	Closed	0	2000
	Rawatsar	B.T. Cotton	4000	Closed	0	2000
Madhya Pradesh	Khandwa	Mech-1	350	Closed	0	0
	Khargaon	Mech-1	NA	550	0	4275
Maharashtra	Amravati	Mech-1	Closed	Closed	0	3000
	Jamner	Medium Staple	NA	0	0	0
Uttar Pradesh	Hathras	B.T. Cotton	50	Closed	200	250
	Hathras	Desi	NA	Closed	25	100
Telangana	Adilabad	Un-Ginned	8484	0	0	53930.5
Andhra Pradesh	Adoni	Un-Ginned	5726	8015	4688	8009
Karnataka	Bijapur	Bunny	NA	NA	179	3947
	Hubli	D.C.H.	NA	0	0	0

	Hubli	B.T. Cotton	NA	0	0	0
	Raichur	H-44 Cotton	18	NA	15	0
Commodity	Lint		Arrivals (Quintal)	Arrivals (Quintal)	Arrivals (Quintal)	Arrivals (Quintal)
State	Centre	Variety	29-Oct-22	22-Oct-22	29-Sep-22	29-Oct-21
Punjab	Bhatinda	J-34	NA	0	0	8500
	Abohar	J-34	340	340	340	1360
	Mansa	J-34	Closed	Closed	85	340
Haryana	Sirsa	J-34	340	170	510	680
Rajasthan	Sri-Ganganagar	J-34	3000	Closed	2000	3000

Week on Week Price: Scenario of Cotton:

Commodity	Kapas		Today	Week Ago	Month Ago	Year Ago
State	Centre	Variety	5-Nov-22	29-Oct-22	6-Oct-22	6-Nov-21
Gujarat	Ahmedabad	Shankar-6	9125	NR	9250	0
	Gondal	Shankar-6	NA	Closed	9055	0
	Rajkot	B.T. Cotton	9100	Closed	8650	0
	Patan	B.T. Cotton	9025	Closed	9030	0
	Kadi	B.T. Cotton	9250	8500	0	0
	Deesa	B.T. Cotton	1626	1598	1589	0
	Dhrol	B.T. Cotton	9030	8540	8775	0
Haryana	Bhiwani	B.T. Cotton	NR	8400	8750	0
	Bhiwani	Desi	NR	0	0	0
	Adampur	B.T. Cotton	8500	8450	9000	0
	Fatehabad	B.T. Cotton	8300	8200	0	0
	Jind	B.T. Cotton	NA	0	0	0
	Uchana	B.T. Cotton	NA	8065	8775	0
	Dabwali	B.T. Cotton	8575	Closed	0	0
Rajasthan	Hanumangarh	B.T. Cotton	8800	8300	9000	0
	Rawatsar	B.T. Cotton	8800	8450	0	0
Madhya Pradesh	Khandwa	Mech-1	8700	8500	0	0
	Khargaon	Mech-1	NA	8505	0	0
Maharashtra	Amravati	Mech-1	Closed	Closed	0	0
	Jamner	Medium Staple	NA	0	0	0

Uttar Pradesh	Hathras	B.T. Cotton	7500	7500	7500	7600
	Hathras	Desi	7200	7200	7700	7600
Telangana	Adilabad	Un-Ginned	8400	7330	0	0
Andhra Pradesh	Adoni	Un-Ginned	8888	8699	0	5389
Karnataka	Bijapur	Bunny	NA	8566	0	8809
	Hubli	D.C.H.	NA	NA	0	8650
	Hubli	B.T. Cotton	NA	NA	0	0
	Raichur	H-44 Cotton	9500	8600	9200	0
Commodity	Lint		Today	Week Ago	Month Ago	Year Ago
State	Centre	Variety	5-Nov-22	29-Oct-22	6-Oct-22	6-Nov-21
Punjab	Bhatinda	J-34	6450	6350	7150	7000
	Abohar	J-34	6450	6350	7150	6900
	Mansa	J-34	6300	Closed	7150	6800
Haryana	Sirsa	J-34	6350	6300	7100	0
Rajasthan	Sri-Ganganagar	J-34	6157	5969	6862	6439

Cotton Arrivals in Key Centers:

Commodity	Kapas		Arrivals (Quintal)	Arrivals (Quintal)	Arrivals (Quintal)	Arrivals (Quintal)
State	Centre	Variety	5-Nov-22	29-Oct-22	6-Oct-22	6-Nov-21
Gujarat	Ahmedabad	Shankar-6	37400	NR	18700	0
	Gondal	Shankar-6	8950	Closed	8400	0
	Rajkot	B.T. Cotton	3400	Closed	3300	0
	Patan	B.T. Cotton	12187	Closed	1490	0
	Kadi	B.T. Cotton	40000	2500	0	0
	Deesa	B.T. Cotton	NA	0	0	0
	Dhrol	B.T. Cotton	366	468	156	0
Haryana	Bhiwani	B.T. Cotton	NR	1000	3000	0
	Bhiwani	Desi	NR	0	0	0
	Adampur	B.T. Cotton	1020	1020	1020	0
	Fatehabad	B.T. Cotton	NA	100	0	0
	Jind	B.T. Cotton	NA	0	0	0
	Uchana	B.T. Cotton	600	Closed	0	0
	Dabwali	B.T. Cotton	600	Closed	0	0
Rajasthan	Hanumangarh	B.T. Cotton	1500	4000	0	0

	Rawatsar	B.T. Cotton	1500	4000	0	0
Madhya Pradesh	Khandwa	Mech-1	600	350	0	0
	Khargaon	Mech-1	NA	4200	0	0
Maharashtra	Amravati	Mech-1	Closed	Closed	0	0
	Jamner	Medium Staple	NA	0	0	0
Uttar Pradesh	Hathras	B.T. Cotton	40	50	100	50
	Hathras	Desi	40	NA	0	50
Telangana	Adilabad	Un-Ginned	1681.7	8484	0	0
Andhra Pradesh	Adoni	Un-Ginned	4852	5726	0	166
Karnataka	Bijapur	Bunny	NA	6897	0	3542
	Hubli	D.C.H.	NA	NA	0	4
	Hubli	B.T. Cotton	NA	NA	0	0
	Raichur	H-44 Cotton	15	18	14	0
Commodity	Lint		Arrivals (Quintal)	Arrivals (Quintal)	Arrivals (Quintal)	Arrivals (Quintal)
State	Centre	Variety	5-Nov-22	29-Oct-22	6-Oct-22	6-Nov-21
Punjab	Bhatinda	J-34	NA	0	0	3400
	Abohar	J-34	510	340	340	340
	Mansa	J-34	170	Closed	204	170
Haryana	Sirsa	J-34	340	340	170	0
Rajasthan	Sri-Ganganagar	J-34	2500	3000	1500	1000

Cotton Association of India Spot Rates:

Trade Name	Staple	Micronaire	Strength/ GPT	Weekly Average Prices		+/- Change
				24th Oct'22 to 29th Oct'22	24th Oct'22 to 29th Oct'22	
Bengal Deshi (RG)/Assam Comilla (101)	Below 22mm	5.0 - 7.0	15	56600	55000	1600
Bengal Deshi (SG)(201)	Below 22mm	5.0 - 7.0	15	57300	55700	1600
J-34(202)	26mm	3.5 - 4.9	23	64000	61150	2850
H-4/ MECH-1(105)	28mm	3.5 - 4.9	27	NA	NA	-
Shankar-6(105)	29mm	3.5 - 4.9	28	64300	65000	-700
Bunny/ Brahma(105)	31mm	3.5 - 4.9	30	NA	NA	-
MCU-5/ Surabhi(106)	32mm	3.3 - 4.9	31	NA	NA	-

DCH-32(107)	34mm	3.0 - 3.8	33	78000	78000	Unch
-------------	------	-----------	----	-------	-------	------

Cotton Yarn Prices:

Cotton Yarn Prices	3-Nov-22	2-Nov-22	Change	3-Nov-22	2-Nov-22	Change
Variety	Prices FOB ,USD			Prices Kg Indian Port		
Ne 20/1 Carded Hosiery Yarn	2.96	2.96	Unch	244	244	Unch
Ne 20/1 Combed Hosiery Yarn	3.08	3.08	Unch	254	254	Unch
Ne 21/1 Carded Weaving Yarn	2.96	2.96	Unch	244	244	Unch
Ne 26/1 Combed Hosiery Yarn	3.2	3.2	Unch	264	264	Unch
Ne 30/1 Carded Hosiery Yarn	3.12	3.12	Unch	257	257	Unch
Ne 30/1 Combed Hosiery Yarn	3.26	3.26	Unch	269	269	Unch
Ne 32/1 Carded Weaving Yarn	3.26	3.26	Unch	269	269	Unch
Ne 34/1 Combed Hosiery Yarn	3.44	3.44	Unch	284	284	Unch
Ne 40/1 Combed Hosiery Yarn	3.62	3.62	Unch	299	299	Unch
Ne 40/1 Carded Weaving Yarn	3.44	3.44	Unch	284	284	Unch
Ne 30/2 Carded Hosiery Yarn	3.44	3.44	Unch	284	284	Unch
Ne 32/2 Combed Knitting Yarn	3.75	3.75	Unch	309	309	Unch
Ne 32/2 Carded Hosiery Yarn	3.44	3.44	Unch	284	284	Unch
Ne 40/2 Combed Hosiery Yarn	4.17	4.17	Unch	344	344	Unch
Ne 30/1 Combed Compact Weaving Yarn	3.44	3.44	Unch	284	284	Unch
Ne 40/1 Combed Compact Weaving Yarn	3.81	3.81	Unch	314	314	Unch
Ne 50/1 Combed Compact Weaving Yarn	4.17	4.17	Unch	344	344	Unch
Ne 16/1 Open End Yarn	2.17	2.17	Unch	179	179	Unch
Ne 21/1 Open End Yarn	2.35	2.35	Unch	194	194	Unch
Ne 24/1 Open End Yarn	2.65	2.65	Unch	219	219	Unch

Disclaimer

The information and opinions contained in the document have been compiled from sources believed to be reliable. The company does not warrant its accuracy, completeness and correctness. Use of data and information contained in this report is at your own risk. This document is not, and should not be construed as, an offer to sell or solicitation to buy any commodities. This document may not be reproduced, distributed or published, in whole or in part, by any recipient hereof for any purpose without prior permission from the Company. IASL and its affiliates and/or their officers, directors and employees may have positions in any commodities mentioned in this document (or in any related investment) and may from time to time add to or dispose of any such commodities (or investment). Please see the detailed disclaimer at © 2022 Indian Agribusiness Systems Ltd.