

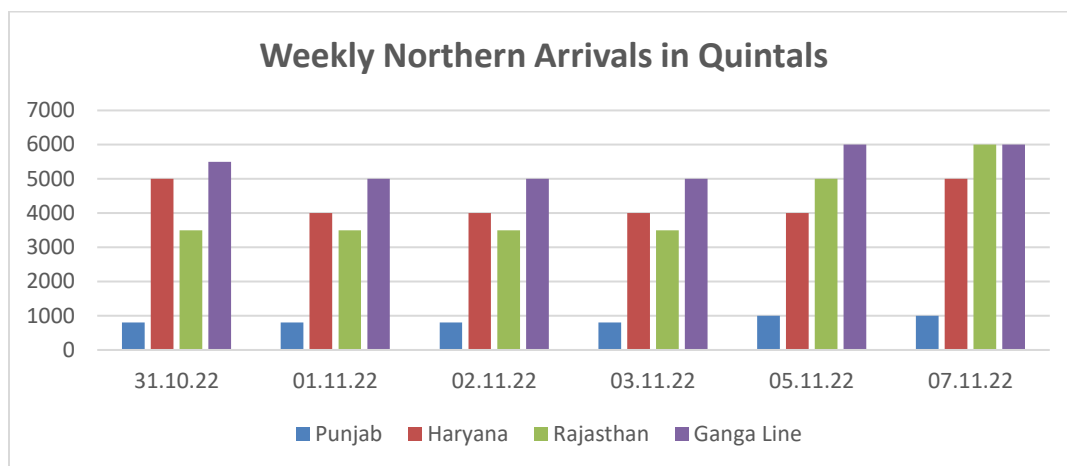
COTTON WEEKLY RESEARCH REPORT14th November 2022**Domestic market summary****Major Market Highlights:**

During the past week, rainfall was reported from the southern cotton belts of Karnataka, Telangana, and Andhra Pradesh. However, in central and southern India weather is good and overall cotton quality has also improved. Cotton daily arrivals is around 80-90,000 bales per day. Cottonseed prices are stable to firm. However, demand for cottonseed oilcake is not improving in the domestic market.

Domestic Market Scenario:

- Raw cotton prices during the last week traded firm, demand has also improved in the market. However, the processing of cotton is not enough due to limited arrivals. Raw cotton arrival is lower in the market as the farmers are holding cotton in anticipation of high prices. AgriWatch expects cotton prices to remain firm for the coming week.
- Demand and prices of Yarn have increased, and prices traded stable to firm. World cotton supply is lower and the expectation of consumption is also lower. If the demand will improve globally, consumption is also expected to increase further.
- Cotton production is expected to fall dramatically in Telangana due to heavy rains and pest attack during the past month. Cotton Quality has also been affected and farmers are demanding a higher MSP from the government. Cotton prices in Guntur market traded higher. Prices have gained due to improved demand of quality cotton. Cotton is being sold at Rs. 8,800 to Rs.9,000 per quintal against the minimum support price of Rs. 6,380 per quintal for the 2022-23 season. Cotton Corporation of India has also started procurement operations on around 85 centers across the state.

Northern New Cotton Crop Arrival & Prices:



All India Cotton Arrivals 2022-23	
This Week	5 Lakh
Cumulative Arrival	23 Lakh
Cotton Consumption	20 Lakh
Exports	25,000
Import	150,000

Monthly New Cotton Crop Arrival:

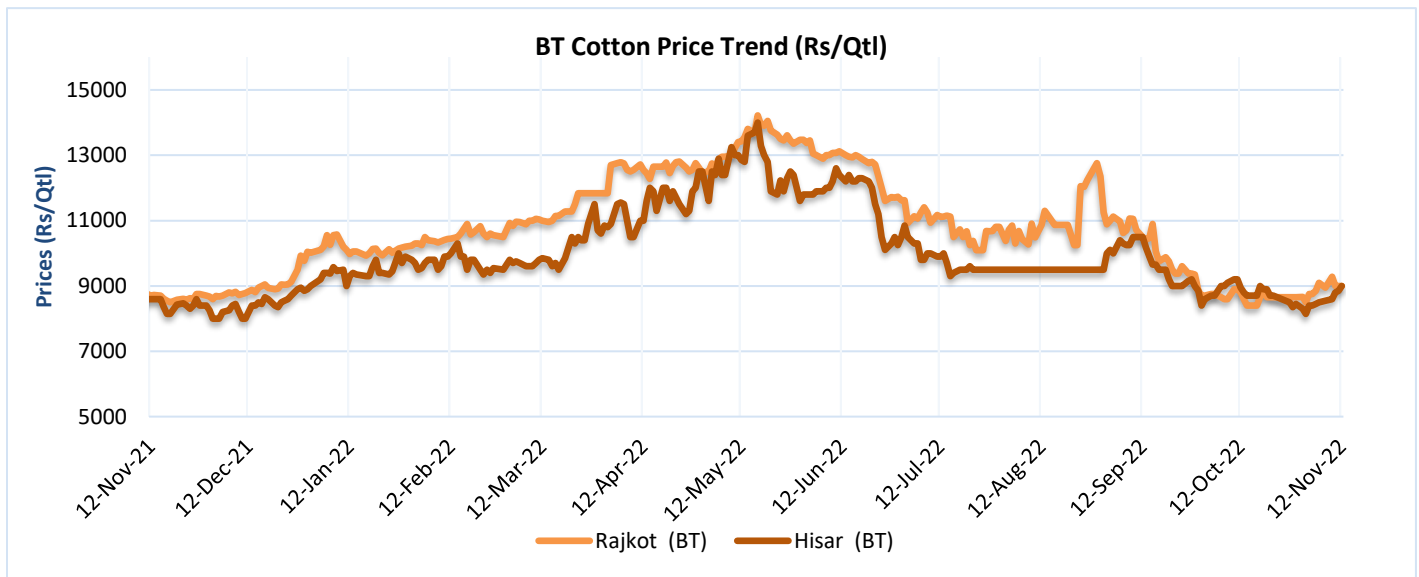
State-Wise Cotton Arrivals (MT)			
Month	October,2022	October,2021	% Change
Andhra Pradesh	7,969	14,923	-0.5
Gujarat	59,468	190,121	-0.7
Haryana	8,541	9,329	-0.1
Karnataka	8,094	10,480	-0.2
Madhya Pradesh	29,229	74,094	-0.6
Maharashtra	396	24,963	-1.0
Odisha	-	10	-
Punjab	2,272	20,323	-0.9
Rajasthan	94,489	115,854	-0.2
Tamil Nadu	707	1,200	-0.4
Telangana	10,546	75,580	-0.9
Uttar Pradesh	70	1,669	-1.0
All India	221781.4	538545	-0.5882

Source: Agmarknet

Domestic Cotton Prices Scenario

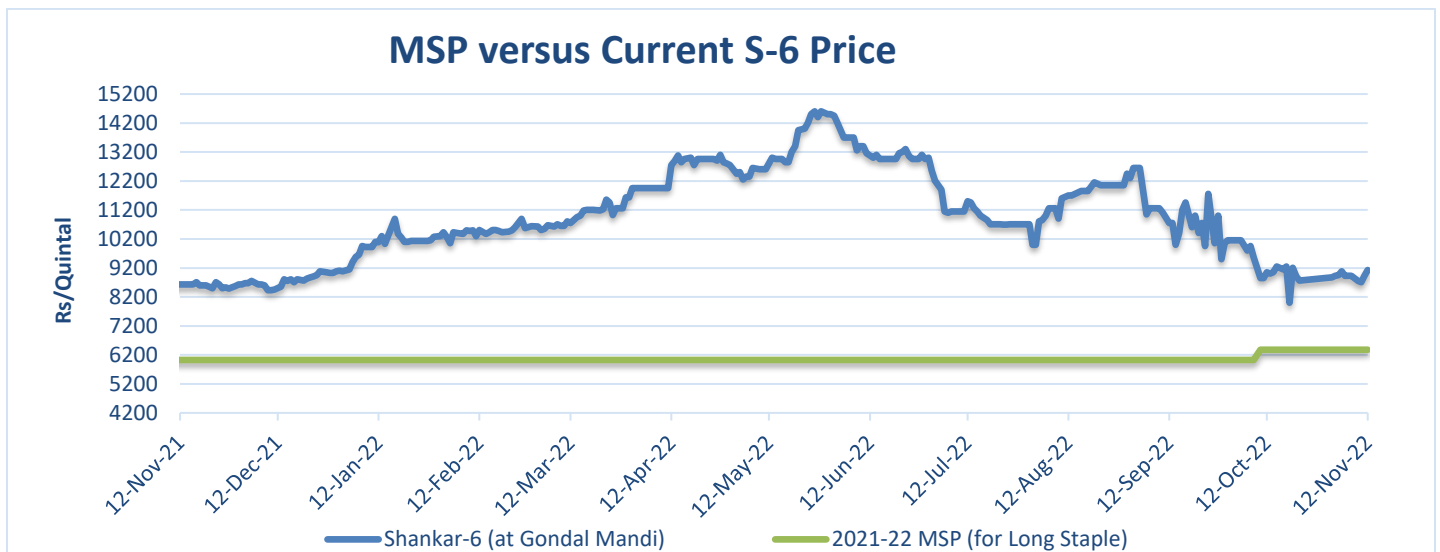
Kapas (Raw Cotton) Weekly Price Scenario

Weekly Price Review: Weekly BT Cotton average prices at Rajkot stood higher at Rs. 9,047/Qtl compared to previous week's Rs. 8,768/Qtl. Cotton prices at Amravati traded at Rs. 8,000 per quintal whereas prices in Hisar were slightly lower at Rs. 8,760 per quintal during the past week.



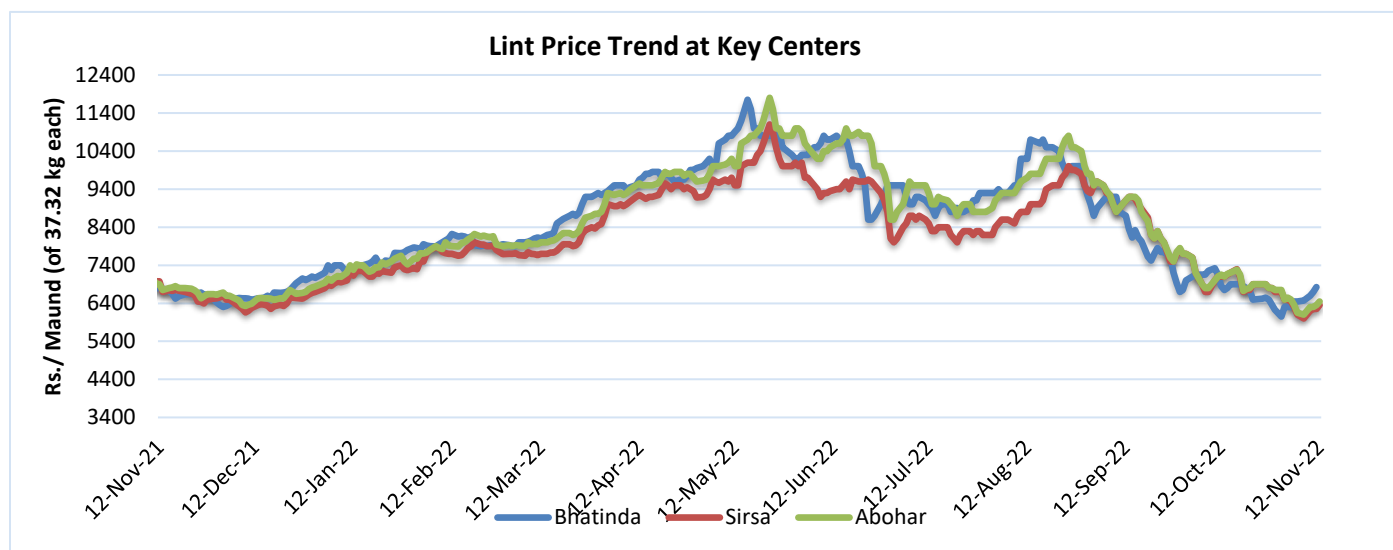
Spot Price Comparison

Cotton shanker-6 at Gondal market traded slightly higher at Rs. 9,243 per quintal against the minimum support price of Rs. 6,380 per quintal.



Lint price Outlook

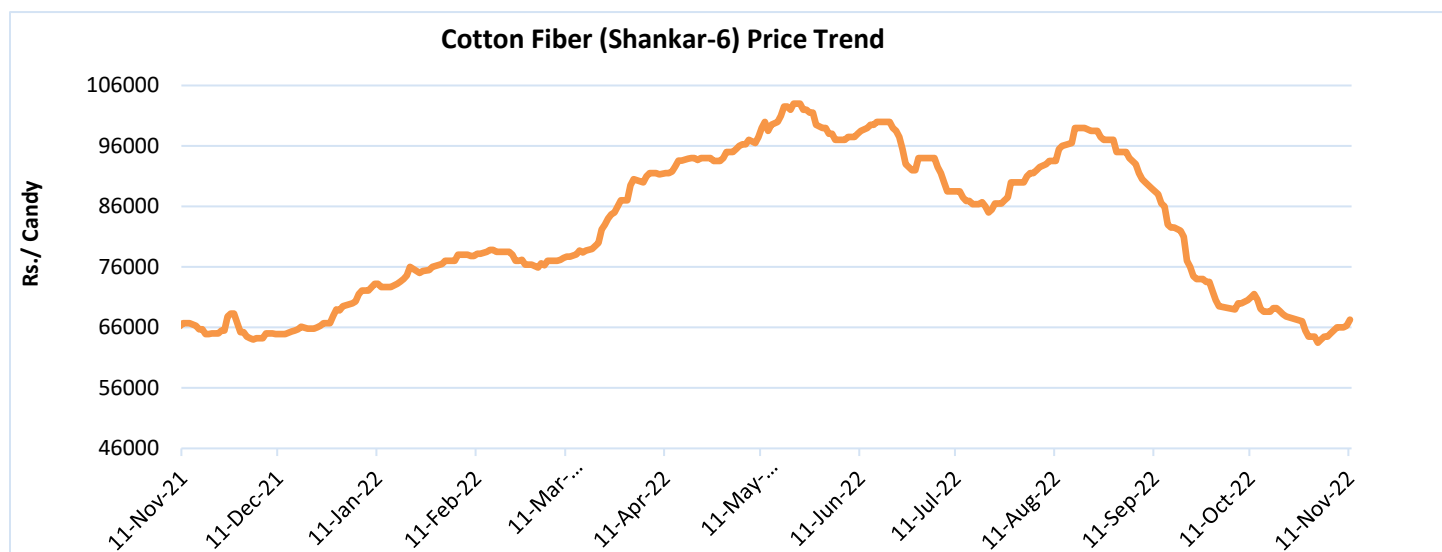
The average price stood slightly lower at Rs. 6630/maund this week compared to Rs.6275/maund previous week in Abohar, in Bhatinda prices were at Rs.6610/maund, and slightly lower in Sirsa at Rs.6630/maund from Rs.6300/maund previous week.



Source: Agriwatch

Cotton Fiber price Outlook

The average cotton fiber (Shankar-6) prices of premium quality have slightly higher and is currently at Rs.67800/candy and is likely to remain higher in the coming weeks. Prices had increased in expectation of poor quality due to previous month rains in the 2022-23 season.



Source: Cotton Association of India (CAI)

Cotton Seed Oil and Cotton Seed Oil Cake

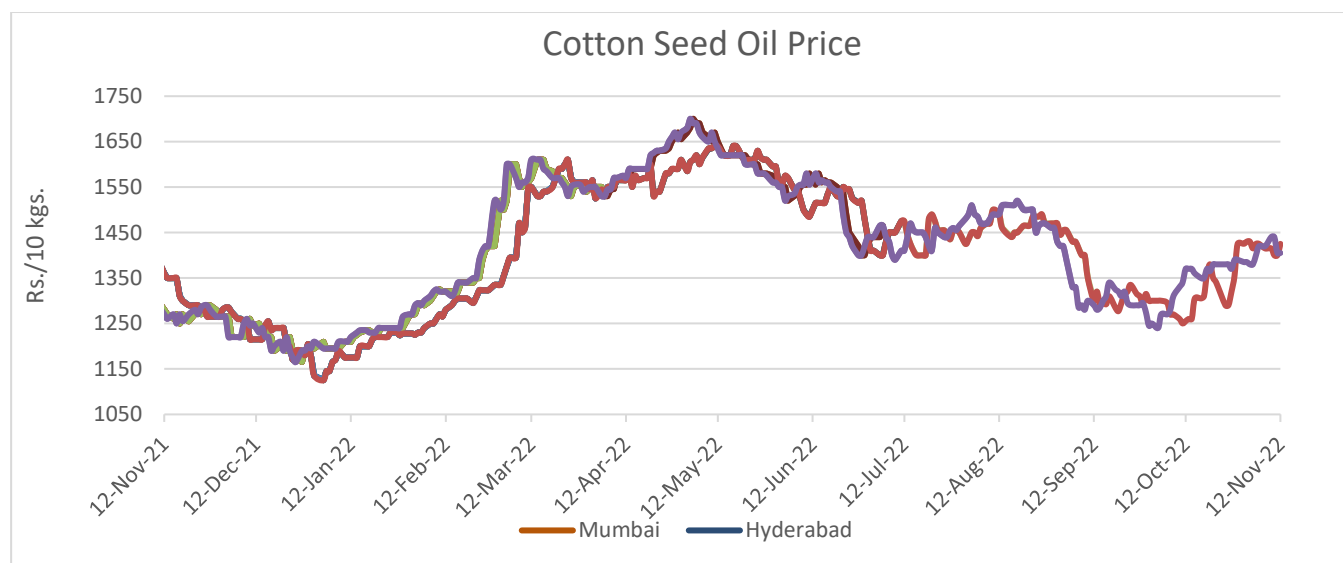
Cotton Seed Oil weekly

Price Scenario

Cottonseed oil prices have shown a weak trend across the major centers during the week ending on 12th Nov'22.

Center	Weekly Average Price as on (Rs/10 kg.)		% Change
	12-Nov-22	05-Nov-22	
Rajkot	1384	1412	-1.98
Hyderabad	1382	1418	-2.51
Mumbai	1404	1407	-0.21

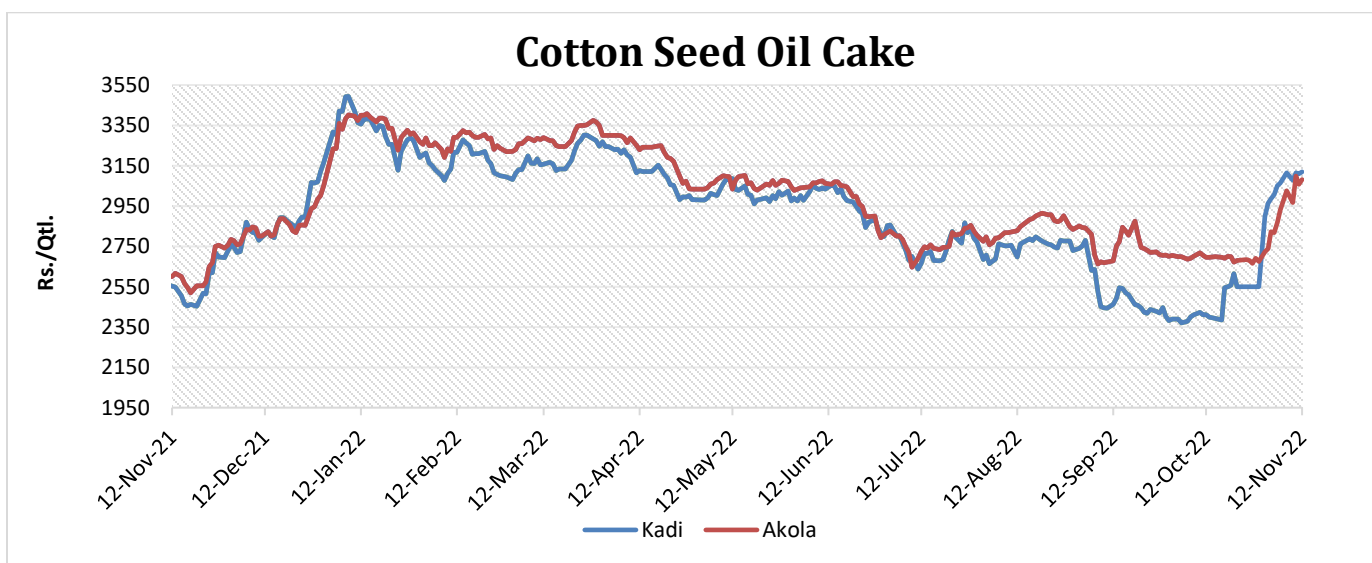
Source: Agriwatch



Cotton Seed Oil Cake weekly price Scenario

The average price of cottonseed oilcake in the Kadi market has increased slightly with improved demand as compared to previous week. Prices in Kadi were at Rs. 3107 per quintal from Rs. 2995 per quintal and in Akola prices were at Rs. 3046 per quintal from Rs. 2817 per quintal the previous week.

Center	Weekly Average Price as on (Rs/quintal.)*		% Change
	12-Nov-22	05-Nov-22	
Kadi	3107	2995	3.74
Akola	3046	2817	8.12



Source: NCDEX

Price Forecast for the coming week

Months	Past Week	During the week	Coming week
Price per quintal at Rajkot (Average of the month)	8650	8400-8750	8950-9540

Stock Summary

Stock with Spinners	Stock with Government, MCX, MNC, Traders, Ginners etc	Total
24.25	2.00	26.25

International Market Scenario

According to the U.S. Crop progress report, as of 06th Nov, 2022. Overall 62 percent of the U.S Cotton Crop is harvested as compared to previous week 55 percent. During the previous season cotton harvested was around 54 percent.

According to the USDA, World Agriculture Supply Demand Estimate Report, U.S. cotton production is expected to be higher by 1.5%, at 14.0 million bales, as a decrease in the Southwest is more than offset by increases elsewhere. Domestic mill use and exports are unchanged, and ending stocks are 200,000 bales higher at 3.0 million bales. The 2022-23 season average price for upland cotton is reduced 5 cents this month to 85 cents per pound.

The 2022-23 World cotton production is expected to be lower by 1.6 million bales, led by a 700,000-bale cut in Pakistan's crop as gin arrivals there signal the extent of damage from earlier precipitation and flooding. Unusually high precipitation is also driving a 500,000-bale reduction in Australia's 2022-23 crop, and in part accounts for a 630,000-bale decline in West Africa's expected output. Global cotton consumption is projected around 650,000 bales lower, with a 300,000-bale cut to mill use in both Pakistan and Bangladesh.

World trade is 400,000 bales lower, with import reductions for Bangladesh and China only partly offset by Pakistan's increase; West African exporters account for most of the decline in projected exports. At 87.3 million bales, world-ending stocks in 2022-23 are projected 600,000 bales lower than in October, but 1.6 million higher than the year before.

Bangladesh textile mills association has urged the government to discourage yarn imports amid the ongoing dollar crisis as the local spinning mill owners have huge stock piles due to a decline in demand.

USDA Balance Sheet

World Cotton Balance Sheet			
	2020-21	2021-22#	2022-23*
Area Harvested	31,367	32,314	32,407
Yield	773	779	782
Opening Stock	98,393	86,754	85,640
Production	1,11,471	1,15,760	1,16,429
Imports	48,693	42,889	43,221
Exports	48,728	42,763	43,203
Domestic Consumption	1,23,075	1,17,000	1,14,820
Ending Stock	86,754	85,640	87,267

Source: USDA *Global projected 2022-23; #estimated 2021-22

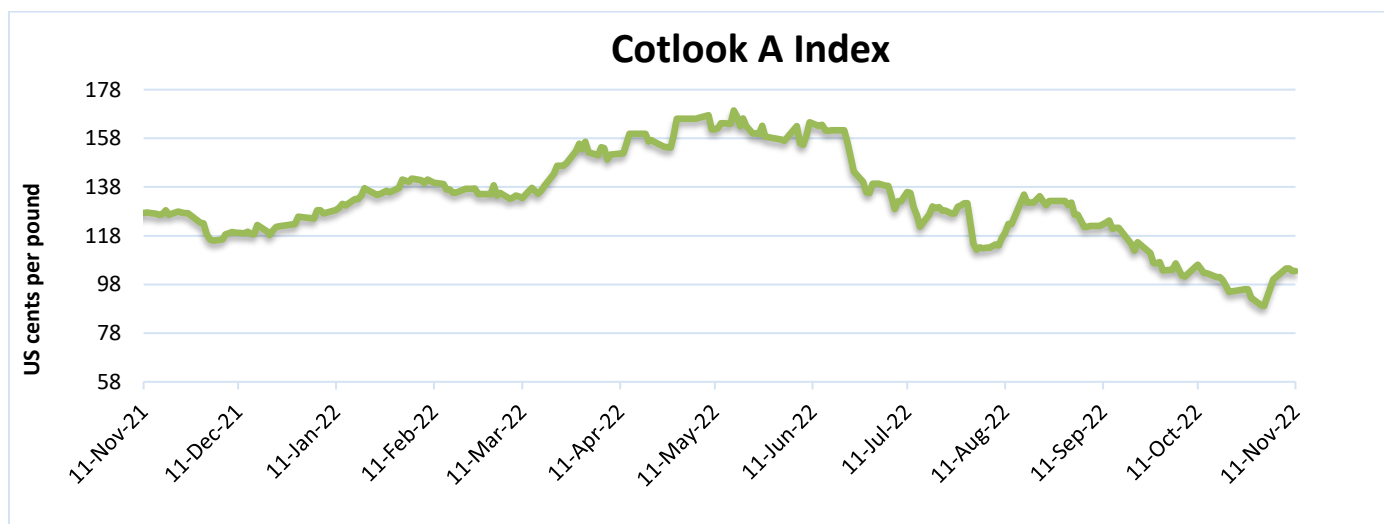
*Attribute Unit Description: Area in 1000 Ha; Yield of Cotton in Kg/Ha; Quantity of Cotton in 1000 480-lb Bales

Cotlook A Index

Cotlook A Index was higher this week. The Cotlook A Index was at 104.03 cents/lb higher as compared to the previous week.

Cotlook A Index	Weekly Average Price change as on		% Change
	11-Nov-22	07-Nov-22	
Prices	104.03	93.75	10.96
Prices in US cents per Pound			

Source: Cotlook



China Cotton Index and Foreign Cotton Index

Cotton Index	Weekly Average Price as on		% Change
	11-Nov-22	04-Nov-22	
FC (S)	106.26	95.95	10.74
FC (M)	104.50	94.46	10.63
FC (L)	103.09	93.12	10.70
Prices in US cents per Pound			

Source: China Cotton Association

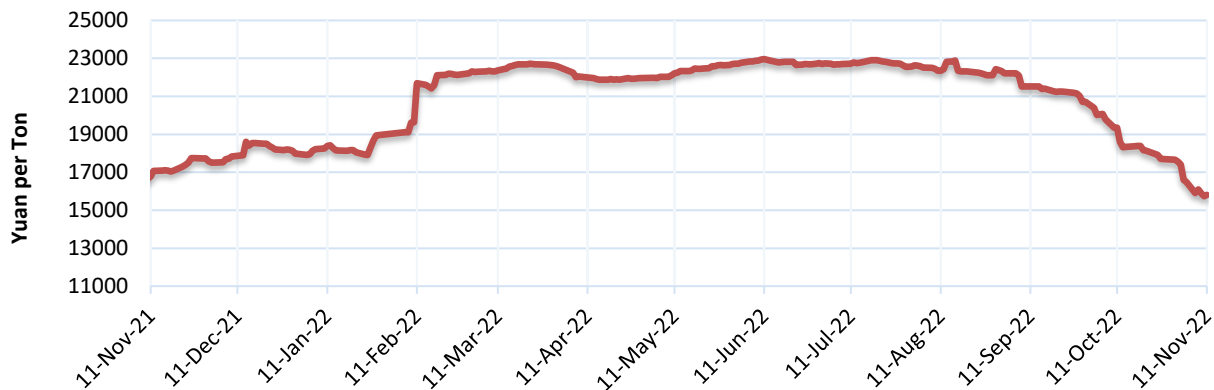
FC Index (M)



Cotton Index	Weekly Average Price as on		% Change
	11-Nov-22	04-Nov-22	
CCIndex(328)	15353.60	15429.80	-0.49
CCIndex(527)	13813.60	13863.40	-0.36
CCIndex(229)	15701.80	15784.60	-0.52
Prices in Yuan per ton			

Source: China Cotton Association

China Cotton Index(328)

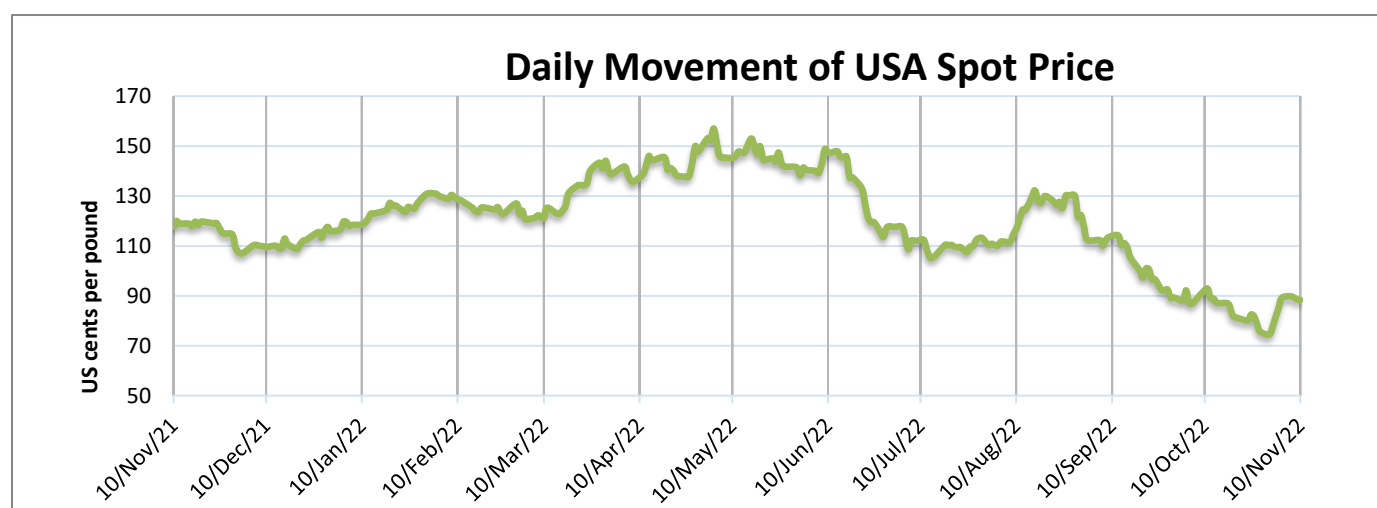


USA Spot Prices

U.S.A spot prices was at 88.95 cents per pound last week.

USA Spot Prices	Monthly Average Price as on		% Change
	10-Nov-22	03-Nov-22	
Prices	88.95	79.69	11.62
Prices in US cents per Pound			

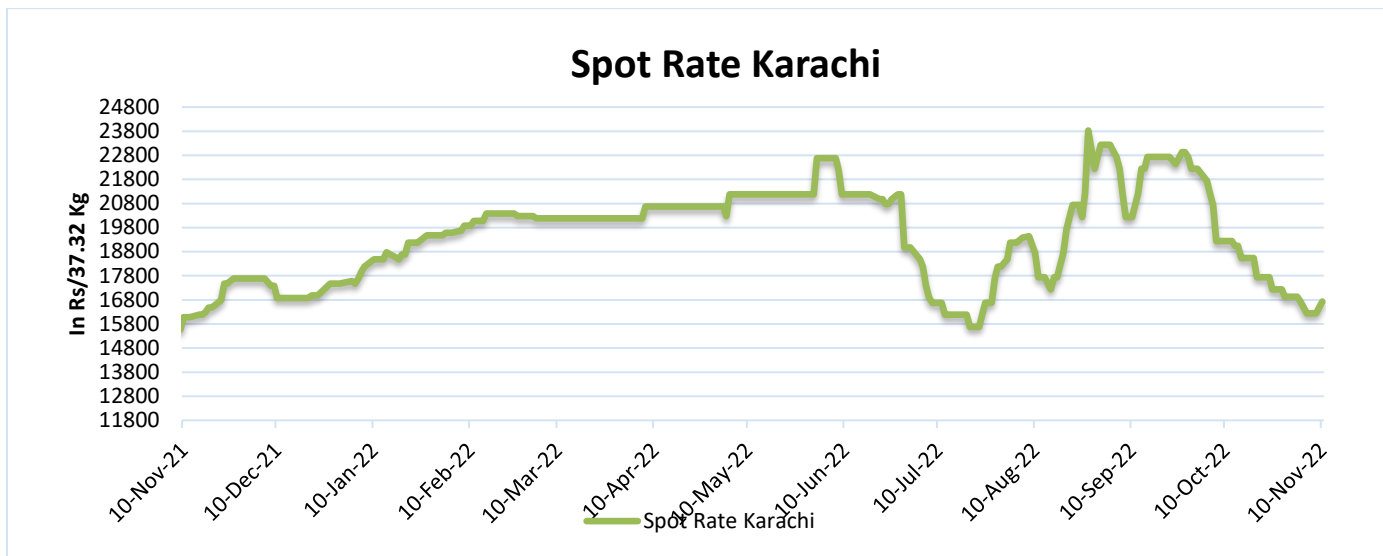
Source: USDA



Pakistan Spot Prices

The Karachi spot price had decreased at Rs.16935/q from the previous week. With the expectation of lower production the country due to heavy rainfalls, overall cotton quality is expected to be affected.

Karachi Spot Prices	Weekly Average Price as on		% Change
	10-Nov-22	03-Nov-22	
Prices	16935	16360	3.51
Prices in Rs per 37.32 Kg			


Commodity: Cotton
Exchange: MCX
Contract: Nov
Expiry: Nov. 30, 2021

Cotton – Technical Outlook

Technical Chart:



Technical Commentary:

- As depicted in the above chart, market is currently trading at 33300 level.
- Technically, now Cotton has taken a support at 31000 and resistance is now likely to be seen at 34000, a move above could see prices testing .
- Market is currently above 9 and 18 DMA. RSI indicates slight buying strength.
- Overall, the prices are expected to remain range-bound in the coming weeks.

Intraday Supports & Resistances			S1	S2	PCP	R1	R2
Cotton	MCX	Nov	32640	32730	33060	33270	33390
Intraday Trade Call			Call	Entry	T1	T2	SL
Cotton	MCX	Nov	Buy	33050	33150	33240	32980

Commodity: Cotton seed oilcake
Exchange: MCX
Contract: Nov
Expiry: Nov. 30, 2021

Cottonseed Oilcake

Technical Chart:



Technical Commentary:

- As evident from the above chart, overall Upward trend was followed during the last week.
- Currently market is trading above 9 DMA, market may rise after a recent support of 2380 level. Resistance is likely to be at 2820 level.
- RSI indicating slight buying strength.
- Market is expected to firm in the coming week.

Intraday Supports & Resistances			S1	S2	PCP	R1	R2
---------------------------------	--	--	----	----	-----	----	----

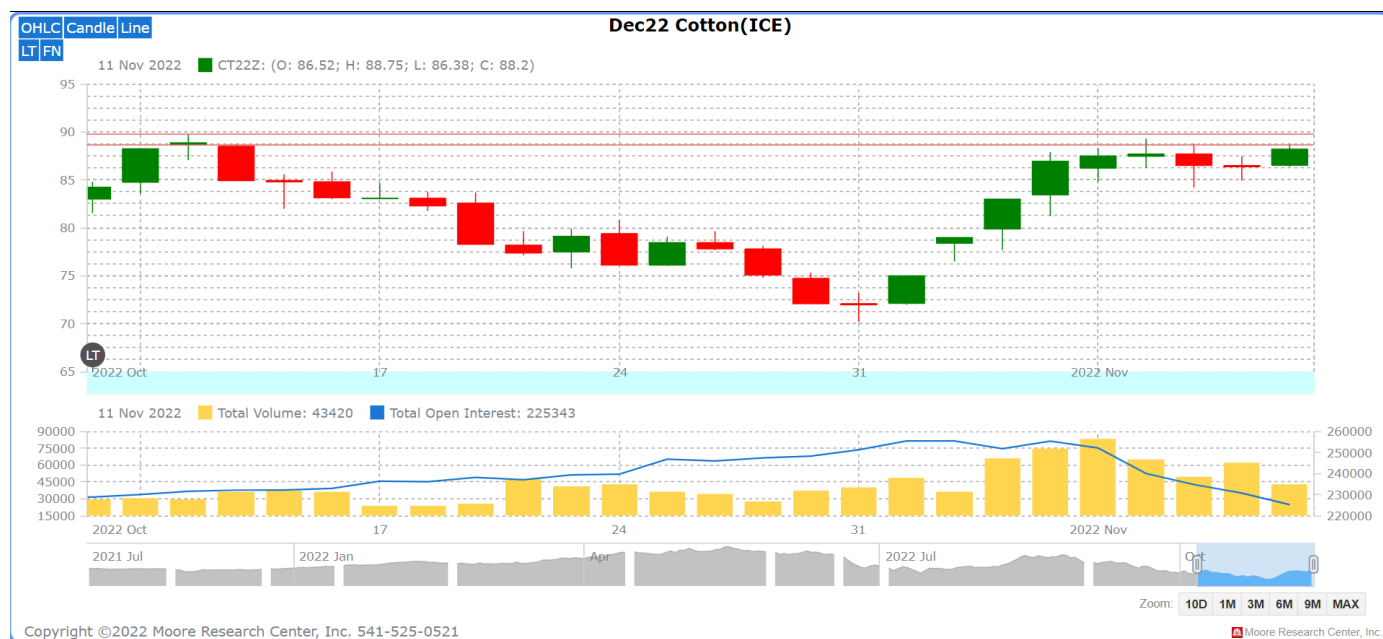
Cottonseed oilcake	NCDEX	Nov	2572	2642	2742	2902	2962
Intraday Trade Call			Call	Entry	T1	T2	SL
Cottonseed oilcake	NCDEX	Nov	Sell	2752	2852	2872	2682

MCX Weekly Prices

MCX Cotton Futures		
Date	Nov-22	Dec-22
04-11-2022	66,919	64,743
11-11-2022	69,471	66,521
Changes in points	2552	1778
% Change	3.81	2.75

Currencies Weekly Change					
Date	INR/USD	Dollar Index	INR/Yuan	Yuan/Dollar	USD/Yuan
04-11-2022	81.98	110.675	11.4100	0.1392	7.185
11-11-2022	80.50	106.255	11.3254	0.1407	7.108
Changes in points	-1.48	-4.42	-0.0846	0.0015	-0.0768
% Change	-1.81	-3.99	-0.74	1.08	-1.07

Technical Analysis of Cotton Future (Dec'22Contract) at ICE



- The Dec'22' contract has showed up and intact movement during the week under review.
- Total volume decreased & Open Interest increased compared to last week.
- Market is expected to remain elevated in the coming week.
- Market expects slight buying strength.

Expected Price Range During Coming week

Expected Trend	Expected Trading Band
Range bound	85-96

Expected Support and Resistance

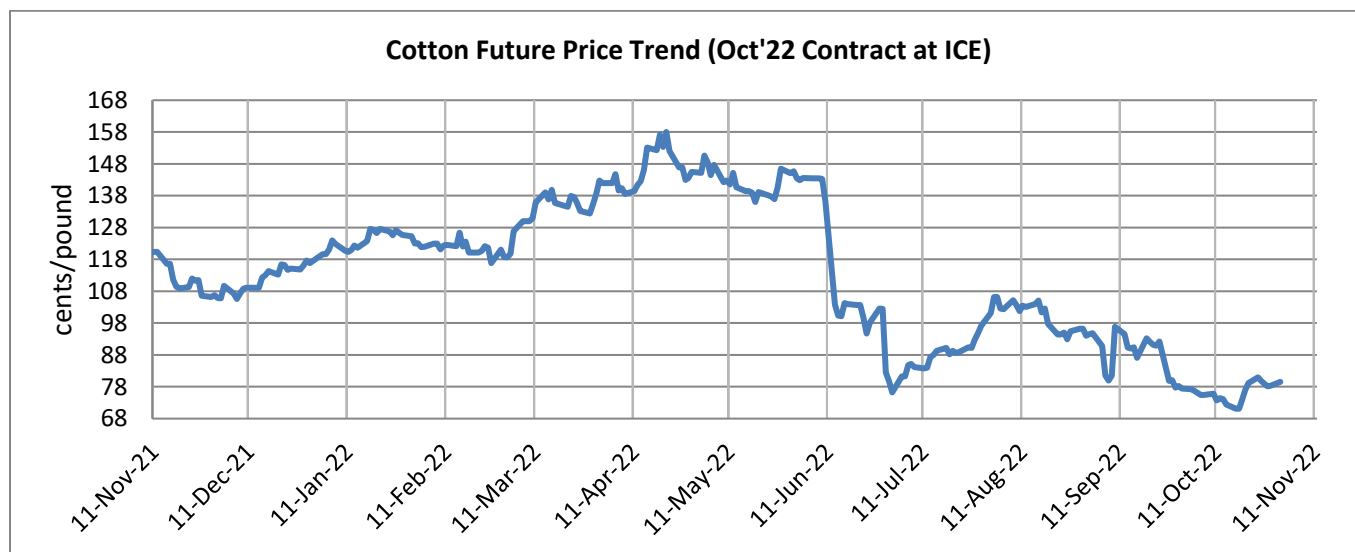
Support 1	Support 2	Resistance 1	Resistance 2
82	78	86	94

Figures in US cents/pound

Cotton Future Prices at ICE

Cotton Prices in Future Contract on ICE						Prices in cents/Lb	
Contracts	11-Nov-22	12-Oct-22	13-Aug-22	15-May-22	11-Nov-21	% Change over a month	% Change over previous year
Oct-22	80.00	77.74	94.45	139.61	97.89	2.91	-18.28
Dec-22	80.00	84.92	108.59	118.54	118.54	-5.79	-32.51
Mar-23	86.33	83.47	105.64	115.41	115.41	3.43	-25.20
May-23	85.56	82.32	103.87	113.81	113.81	3.94	-24.82
Jul-23	84.87	80.83	101.15	110.43	110.43	5.00	-23.15

Future Price Trend (Active Contract):



Cotton Yarn

South Indian cotton yarn prices witnessed a mixed trend last week. Prices for various varieties and counts increased in Mumbai but remained steady in Tripura. The demand has improved in the last week as costlier cotton encouraged buyers.

In Mumbai, 60 count carded cotton yarn of warp and weft varieties were traded at Rs.1,620-1,650 and Rs.1,550-1,570 per 5 kg respectively. 60 combed warp was priced at Rs.350-355 per kg. 80 carded (weft) cotton yarn was sold at Rs.1,450-1,480 per 4.5 kg.

Cotton Prices at Key Spot Markets:

Commodity	Kapas		Weekly Average Prices (Rs./Quintal)		Change
State	Centre	Variety	07th Nov'22 to 12th Nov'22	31st Oct'22 to 05th Nov'22	
Gujarat	Ahmedabad	Shankar-6	9088	NA	-
	Gondal	Shankar-6	9199	NA	-
	Rajkot	B.T. Cotton	9059	NA	-
	Patan	B.T. Cotton	9105	NA	-
	Kadi	B.T. Cotton	9231	8560	671
	Deesa	B.T. Cotton	1673	1598	75
	Dhrol	B.T. Cotton	9046	8540	506
Haryana	Bhiwani	B.T. Cotton	8600	8350	250
	Bhiwani	Desi	NA	NA	-
	Adampur	B.T. Cotton	8700	8433	267
	Fatehabad	B.T. Cotton	8722	8420	302
	Jind	B.T. Cotton	NA	NA	-
	Uchana	B.T. Cotton	NA	8250	-
	Dabwali	B.T. Cotton	8758	NA	-
Rajasthan	Hanumangarh	B.T. Cotton	8825	8417	408
	Rawatsar	B.T. Cotton	8875	8567	308
Madhya Pradesh	Khandwa	Mech-1	8950	8500	450
	Khargaon	Mech-1	8898	NA	-
Maharashtra	Amravati	Mech-1	9000	NA	-
	Jamner	Medium Staple	NA	NA	-
Uttar Pradesh	Hathras	B.T. Cotton	7500	7600	-100
	Hathras	Desi	7200	7200	Unch
Telangana	Adilabad	Un-Ginned	8560	7423	1137
Andhra Pradesh	Adoni	Un-Ginned	9296	8649	647
Karnataka	Bijapur	Bunny	9936	8628	1309
	Hubli	D.C.H.	NA	2900	-
	Hubli	B.T. Cotton	NA	2900	-
	Raichur	H-44 Cotton	9533	8590	944
Commodity	Lint		Prices (Rs./Maund of 37.32kg each)		Change
State	Centre	Variety	07th Nov'22 to 12th Nov'22	31st Oct'22 to 05th Nov'22	
Punjab	Bhatinda	J-34	6556	6485	71
	Abohar	J-34	6575	6475	100
	Mansa	J-34	6513	NA	-
Haryana	Sirsa	J-34	6450	6438	13
Rajasthan	Sri-Ganganagar	J-34	6322	6063	259

Cotton Arrivals in Key Centers:

Commodity	Kapas		Weekly Sum Arrivals (Quintal)		Change
State	Centre	Variety	07th Nov'22 to 12th Nov'22	31st Oct'22 to 05th Nov'22	
Gujarat	Ahmedabad	Shankar-6	147900	NA	-
	Gondal	Shankar-6	34825	NA	-
	Rajkot	B.T. Cotton	14400	NA	-
	Patan	B.T. Cotton	58433	NA	-
	Kadi	B.T. Cotton	120000	16500	103500
	Deesa	B.T. Cotton	NA	NA	-
	Dhrol	B.T. Cotton	2103	468	1635
Haryana	Bhiwani	B.T. Cotton	5400	4000	1400
	Bhiwani	Desi	NA	NA	-
	Adampur	B.T. Cotton	6290	2720	3570
	Fatehabad	B.T. Cotton	600	100	500
	Jind	B.T. Cotton	NA	NA	-
	Uchana	B.T. Cotton	1350	NA	-
	Dabwali	B.T. Cotton	1350	NA	-
Rajasthan	Hanumangarh	B.T. Cotton	10000	8000	2000
	Rawatsar	B.T. Cotton	10000	8000	2000
Madhya Pradesh	Khandwa	Mech-1	4900	650	4250
	Khargaon	Mech-1	3720	NA	-
Maharashtra	Amravati	Mech-1	3200	NA	-
	Jamner	Medium Staple	NA	NA	-
Uttar Pradesh	Hathras	B.T. Cotton	160	85	75
	Hathras	Desi	40	NA	-
Telangana	Adilabad	Un-Ginned	41120	11797	29323
Andhra Pradesh	Adoni	Un-Ginned	11554	10958	596
Karnataka	Bijapur	Bunny	22656	4332	18324
	Hubli	D.C.H.	NA	NA	-
	Hubli	B.T. Cotton	NA	NA	-
	Raichur	H-44 Cotton	56	49	7
Commodity	Lint		Weekly Sum Arrivals (Quintal)		Change
State	Centre	Variety	07th Nov'22 to 12th Nov'22	31st Oct'22 to 05th Nov'22	
Punjab	Bhatinda	J-34	NA	NA	-
	Abohar	J-34	2210	765	1445
	Mansa	J-34	765	NA	-
Haryana	Sirsa	J-34	1020	1020	Unch
Rajasthan	Sri-Ganganagar	J-34	12500	7000	5500

Week on Week Price: Scenario of Cotton:

Commodity	Kapas		Today	Week Ago	Month Ago	Year Ago
State	Centre	Variety	12-Nov-22	5-Nov-22	13-Oct-22	12-Nov-21
Gujarat	Ahmedabad	Shankar-6	9500	9125	8750	8575
	Gondal	Shankar-6	9505	9205	8905	8505
	Rajkot	B.T. Cotton	9000	9100	8600	8700
	Patan	B.T. Cotton	9410	9025	8885	8570
	Kadi	B.T. Cotton	9500	9250	8750	8000
	Deesa	B.T. Cotton	1738	1626	1500	1300
	Dhrol	B.T. Cotton	9430	9030	8910	8675
Haryana	Bhiwani	B.T. Cotton	8700	NR	8500	8280
	Bhiwani	Desi	NA	NR	NA	NA
	Adampur	B.T. Cotton	9000	8500	8800	8600
	Fatehabad	B.T. Cotton	9090	8300	8650	8600
	Jind	B.T. Cotton	NA	NA	NA	8225
	Uchana	B.T. Cotton	NA	8390	8735	8150
	Dabwali	B.T. Cotton	9000	8575	NA	8500
Rajasthan	Hanumangarh	B.T. Cotton	9350	8800	8500	8800
	Rawatsar	B.T. Cotton	9300	8800	8550	8600
Madhya Pradesh	Khandwa	Mech-1	Closed	8700	NA	8400
	Khargaon	Mech-1	NA	NA	NA	8760
Maharashtra	Amravati	Mech-1	9400	Closed	NA	8300
	Jamner	Medium Staple	NA	0	NA	0
Uttar Pradesh	Hathras	B.T. Cotton	7800	7500	7800	7300
	Hathras	Desi	7200	7200	7500	7200
Telangana	Adilabad	Un-Ginned	8800	8400	0	7900
Andhra Pradesh	Adoni	Un-Ginned	9121	8888	9922	8081
Karnataka	Bijapur	Bunny	NA	9269	9721	8475
	Hubli	D.C.H.	NA	NA	NA	8100
	Hubli	B.T. Cotton	NA	NA	NA	NA
	Raichur	H-44 Cotton	NA	9500	9600	NA
Commodity	Lint		Today	Week Ago	Month Ago	Year Ago
State	Centre	Variety	12-Nov-22	5-Nov-22	13-Oct-22	12-Nov-21
Punjab	Bhatinda	J-34	6825	6450	6850	6800
	Abohar	J-34	6850	6450	6725	6800
	Mansa	J-34	6600	6300	6700	6800
Haryana	Sirsa	J-34	6650	6350	6800	6730
Rajasthan	Sri-Ganganagar	J-34	6580	6157	6768	6486

Cotton Arrivals in Key Centers:

Commodity	Kapas		Arrivals (Quintal)	Arrivals (Quintal)	Arrivals (Quintal)	Arrivals (Quintal)
State	Centre	Variety	12-Nov-22	5-Nov-22	13-Oct-22	12-Nov-21
Gujarat	Ahmedabad	Shankar-6	42500	37400	34000	51000
	Gondal	Shankar-6	8850	8950	8400	7750
	Rajkot	B.T. Cotton	3400	3400	4400	6000
	Patan	B.T. Cotton	14490	12187	5308	22388
	Kadi	B.T. Cotton	30000	40000	15000	30000
	Deesa	B.T. Cotton	NA	0	0	2400
	Dhrol	B.T. Cotton	417	366	381	306
Haryana	Bhiwani	B.T. Cotton	1500	NR	1800	3000
	Bhiwani	Desi	NA	NR	0	0
	Adampur	B.T. Cotton	2550	1020	1360	1020
	Fatehabad	B.T. Cotton	185	NA	250	300
	Jind	B.T. Cotton	NA	0	0	1105
	Uchana	B.T. Cotton	300	600	0	1400
	Dabwali	B.T. Cotton	300	600	0	1400
Rajasthan	Hanumangarh	B.T. Cotton	7000	1500	4000	3000
	Rawatsar	B.T. Cotton	7000	1500	4000	3000
Madhya Pradesh	Khandwa	Mech-1	Closed	600	NA	1400
	Khargaon	Mech-1	NA	NA	NA	6375
Maharashtra	Amravati	Mech-1	1200	Closed	NA	10000
	Jamner	Medium Staple	NA	0	NA	0
Uttar Pradesh	Hathras	B.T. Cotton	50	40	300	150
	Hathras	Desi	NA	40	50	50
Telangana	Adilabad	Un-Ginned	24920	1681.7	0	116755.1
Andhra Pradesh	Adoni	Un-Ginned	4006	4852	7195	7126
Karnataka	Bijapur	Bunny	NA	9113	2837	8509
	Hubli	D.C.H.	NA	NA	NA	1
	Hubli	B.T. Cotton	NA	NA	NA	0
	Raichur	H-44 Cotton	NA	15	18	0
Commodity	Lint		Arrivals (Quintal)	Arrivals (Quintal)	Arrivals (Quintal)	Arrivals (Quintal)
State	Centre	Variety	12-Nov-22	5-Nov-22	13-Oct-22	12-Nov-21
Punjab	Bhatinda	J-34	NA	0	0	8500
	Abohar	J-34	510	510	340	1190
	Mansa	J-34	85	170	170	170
Haryana	Sirsa	J-34	85	340	850	850

Rajasthan	Sri-Ganganagar	J-34	4000	2500	3000	2000
------------------	----------------	------	------	------	------	------

Cotton Association of India Spot Rates:

Trade Name	Staple	Micronaire	Strength/ GPT	Weekly Average Prices		+/- Change
				07th Nov'22 to 12th Nov'22	31st Oct'22 to 05th Nov'22	
Bengal Deshi (RG)/Assam Comilla (101)	Below 22mm	5.0 - 7.0	15	58500	55000	3500
Bengal Deshi (SG)(201)	Below 22mm	5.0 - 7.0	15	59200	55700	3500
J-34(202)	26mm	3.5 - 4.9	23	61150	61150	Unch
H-4/ MECH-1(105)	28mm	3.5 - 4.9	27	NA	NA	-
Shankar-6(105)	29mm	3.5 - 4.9	28	66800	65000	1800
Bunny/ Brahma(105)	31mm	3.5 - 4.9	30	NA	NA	-
MCU-5/ Surabhi(106)	32mm	3.3 - 4.9	31	NA	NA	-
DCH-32(107)	34mm	3.0 - 3.8	33	77500	78000	-500

Cotton Yarn Prices:

Cotton Yarn Prices	9-Nov-22	3-Nov-22	Change	9-Nov-22	3-Nov-22	Change
Variety	Prices FOB ,USD			Prices Kg Indian Port		
Ne 20/1 Carded Hosiery Yarn	3.02	2.96	0.06	249	244	5.00
Ne 20/1 Combed Hosiery Yarn	3.14	3.08	0.06	259	254	5.00
Ne 21/1 Carded Weaving Yarn	3.02	2.96	0.06	249	244	5.00
Ne 26/1 Combed Hosiery Yarn	3.26	3.2	0.06	269	264	5.00
Ne 30/1 Carded Hosiery Yarn	3.18	3.12	0.06	262	257	5.00
Ne 30/1 Combed Hosiery Yarn	3.32	3.26	0.06	274	269	5.00
Ne 32/1 Carded Weaving Yarn	3.32	3.26	0.06	274	269	5.00
Ne 34/1 Combed Hosiery Yarn	3.5	3.44	0.06	289	284	5.00
Ne 40/1 Combed Hosiery Yarn	3.68	3.62	0.06	304	299	5.00
Ne 40/1 Carded Weaving Yarn	3.5	3.44	0.06	289	284	5.00
Ne 30/2 Carded Hosiery Yarn	3.5	3.44	0.06	289	284	5.00
Ne 32/2 Combed Knitting Yarn	3.87	3.75	0.12	319	309	10.00
Ne 32/2 Carded Hosiery Yarn	3.5	3.44	0.06	289	284	5.00
Ne 40/2 Combed Hosiery Yarn	4.29	4.17	0.12	354	344	10.00
Ne 30/1 Combed Compact Weaving Yarn	3.5	3.44	0.06	289	284	5.00

Ne 40/1 Combed Compact Weaving Yarn	3.93	3.81	0.12	324	314	10.00
Ne 50/1 Combed Compact Weaving Yarn	4.29	4.17	0.12	354	344	10.00
Ne 16/1 Open End Yarn	2.23	2.17	0.06	184	179	5.00
Ne 21/1 Open End Yarn	2.41	2.35	0.06	199	194	5.00
Ne 24/1 Open End Yarn	2.72	2.65	0.07	224	219	5.00

Disclaimer

The information and opinions contained in the document have been compiled from sources believed to be reliable. The company does not warrant its accuracy, completeness and correctness. Use of data and information contained in this report is at your own risk. This document is not, and should not be construed as, an offer to sell or solicitation to buy any commodities. This document may not be reproduced, distributed or published, in whole or in part, by any recipient hereof for any purpose without prior permission from the Company. IASL and its affiliates and/or their officers, directors and employees may have positions in any commodities mentioned in this document (or in any related investment) and may from time to time add to or dispose of any such commodities (or investment). Please see the detailed disclaimer at © 2022 Indian Agribusiness Systems Ltd.