

COTTON WEEKLY RESEARCH REPORT21st November 2022**Domestic market summary****Major Market Highlights:**

India's cotton crop is in good condition and overall cotton quality has also improved. Cotton daily arrivals is around 90-1,00,000 bales per day. Cottonseed prices are remained week and are further likely to go down due to limited demand in the market. Demand for yarn has improved on weekly basis. Cotton yarn prices are stable to lightly firm.

Indian cotton is highly volatile during the last week, cotton shanker-6 prices touched Rs. 70,000 per candy mark and then again corrected to Rs. 68,000 per candy. Trade is very slow due to the huge disparity to spinners and ginners. Indian basis is still very high. Very small demand in raw cotton and yarn from abroad.



Source: AgriWatch (Crop Survey Report)

(Overall crop quality is good and yield is expected to improve)



Source: AgriWatch (Crop Survey Report)

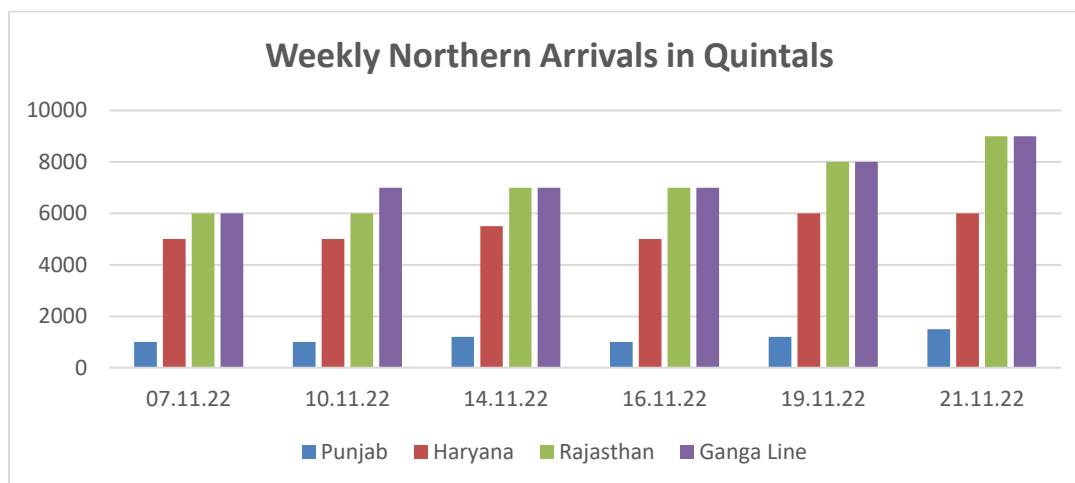
Domestic Market Scenario:

- During the past week, some ginning factories has stopped their operation after incurring loss. Some factories are running at less than 50% capacity. Cotton demand is limited and processing has also decreased. Although, export demand is expected to increase in the coming weeks (which is currently weak). Most of the spinning mills are purchasing raw cotton but in limited quantities.
- Cotton Association of India (CAI) has estimated its October estimate for the 2022-23 season. CAI has retained its cotton crop estimate at 344 lakh bales. The Association has attributed the increase in production majorly from Gujarat, Punjab, and Haryana. Agriwatch has estimated cotton production during 2022-23 season at 348.16 lakh bales.

Cotton Balance Sheet	2021-22	2022-23
Opening Stock	71.84	31.89
Production	307.05	344.00
Imports	14	12
Domestic Consumption	318	300
Exports	43	30
Closing Stock	31.89	57.89
Source: CAI; unit- Lakh Bales		

- Majorly, CAI has reduced its export estimate for the 2022-23 season. The exports for the 2022-23 season are estimated at 30 lakh bales and are less by 13 lakh bales than the exports estimate of 43.00 lakh bales for the 2021-22 season. Exports have been revised down due to weak demand as Indian cotton prices have again increased in the domestic market. Also, domestic consumption has revised to 300 lakh bales as against 320 lakh bales estimated earlier. The previous year's consumption estimate was around 318 lakh bales.
- Cotton production is expected to fall dramatically in Telangana due to heavy rains and pest attack during the past month. Cotton Quality has also been affected and farmers are demanding a higher MSP from the government. Cotton prices in Guntur market traded higher. Prices have gained due to improved demand of quality cotton. Cotton is being sold at Rs. 8,800 to Rs.9,000 per quintal against the minimum support price of Rs. 6,380 per quintal for the 2022-23 season. Cotton Corporation of India has also started procurement operations on around 85 centers across the state.

New Cotton Crop Arrival & Prices:



All India Cotton Arrivals 2022-23	
This Week	6 Lakh
Cumulative Arrival	29 Lakh
Cotton Consumption	28 Lakh
Exports	50,000
Import	175,000

Country-wise Import/Export:

Cotton Exports (Commodity: 5201 COTTON, NOT CARDED OR COMBED)			
Country	Sep' 2021	Sep' 2022	% Growth
AUSTRALIA	0.52	-	-
BAHARAIN IS	343.32	-	-
BANGLADESH PR	34682.32	2691.19	-92.24
BHUTAN	0.08	-	-98.78
TAIWAN	758.34	-	-
CHINA P RP	943.43	-	-
COLOMBIA	0.25	-	-
INDONESIA	3321.52	436.11	-86.87
JAPAN	20.14	-	-
KUWAIT	0.01	-	-
MALDIVES	0.01	-	--
MAURITIUS	914	-	-
NEPAL	90.14	34.78	-61.42
OMAN	366.13	-	-
THAILAND	490.23	100.55	-79.49
TUNISIA	99.95	-	-

U S A	0.01	-	-
VIETNAM SOC REP	4862.14	1210.23	-75.11
Total	46892.54	4472.85	-90.46

Source: DGCIS

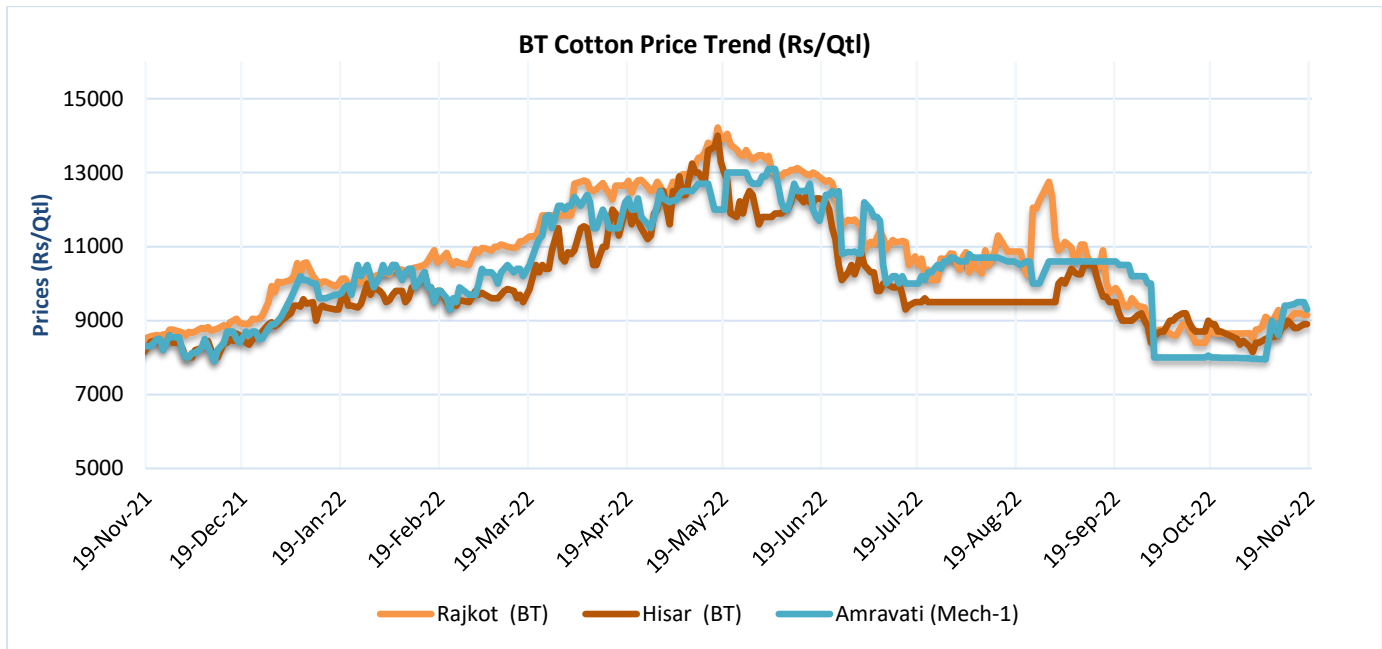
Cotton Imports (Commodity: 5201 COTTON, NOT CARDED OR COMBED)			
Country	Sep' 2021	Sep' 2022	% Growth
AUSTRALIA	6,386.25	25,753.62	303.27
BELIZE	-	24.87	-
BENIN	-	256.11	-
BRAZIL	-	5,652.32	-
BURKINA FASO	-	1,140.85	-
CAMEROON	300.7	709.66	136
C AFRI REP	-	496.88	-
CHAD	-	424.87	-
CHINA P RP	-	102.4	-
EGYPT A RP	524.24	285.19	-45.6
GERMANY	286.71	-	-
GREECE	164.45	-	-
GUINEA	-	499.94	-
HONG KONG	-	279.86	-
ISRAEL	184.03	-	-
ITALY	-	82.23	-
COTE D' IVOIRE	195.82	4,260.31	2,075.58
MALAWI	-	207.24	-
MALI	547.61	782.41	42.88
MAURITANIA	-	499.93	-
NETHERLAND	-	1,321.62	-
NIGERIA	-	129.34	-
SENEGAL	-	1,743.36	-
SINGAPORE	204.6	3,534.64	1,627.60
SUDAN	-	243.14	-
SWITZERLAND	332.66	6,046.36	1,717.58
TANZANIA REP	149.21	6,809.86	4,463.94
TOGO	-	1,560.33	-
U S A	6,494.86	26,801.00	312.65
Total	15,771.15	89,648.35	468.43

Source: DGCIS

Domestic Cotton Prices Scenario

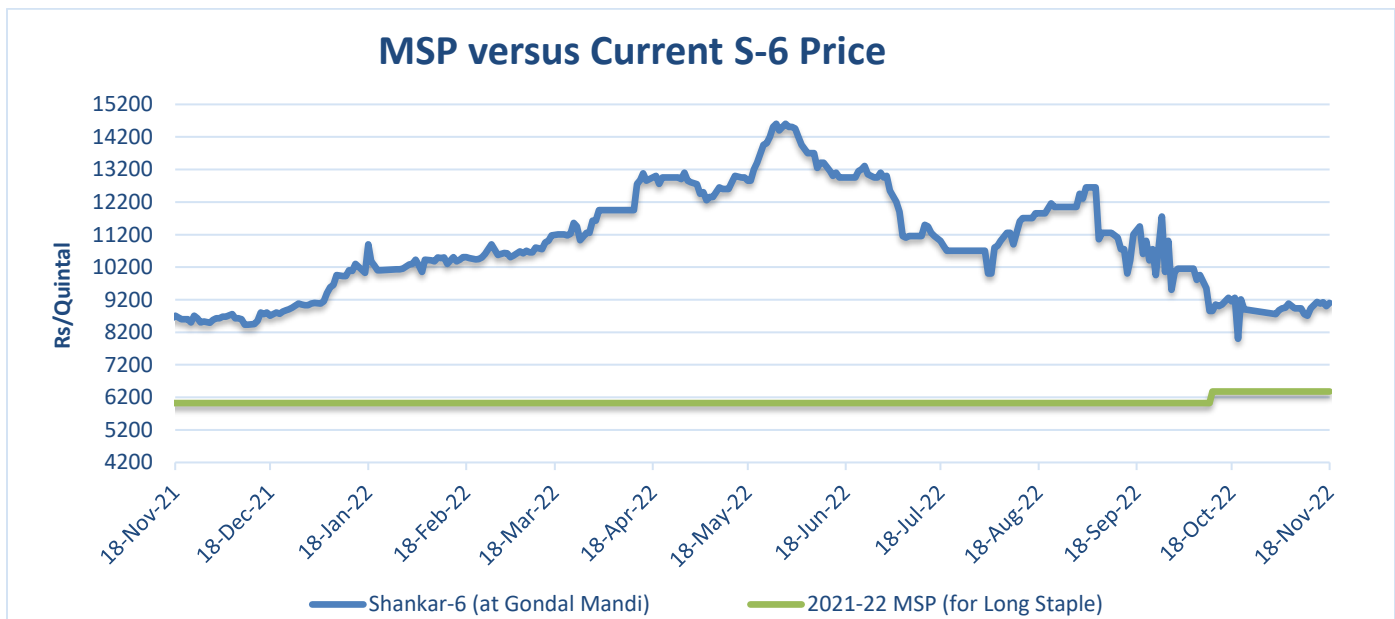
Kapas (Raw Cotton) Weekly Price Scenario

Weekly Price Review: Weekly BT Cotton average prices at Rajkot stood higher at Rs. 9,175/Qtl compared to previous week's Rs. 9,047/Qtl. Cotton prices at Amravati traded at Rs. 9,391 per quintal whereas prices in Hisar were slightly higher at Rs. 8,841 per quintal during the past week.



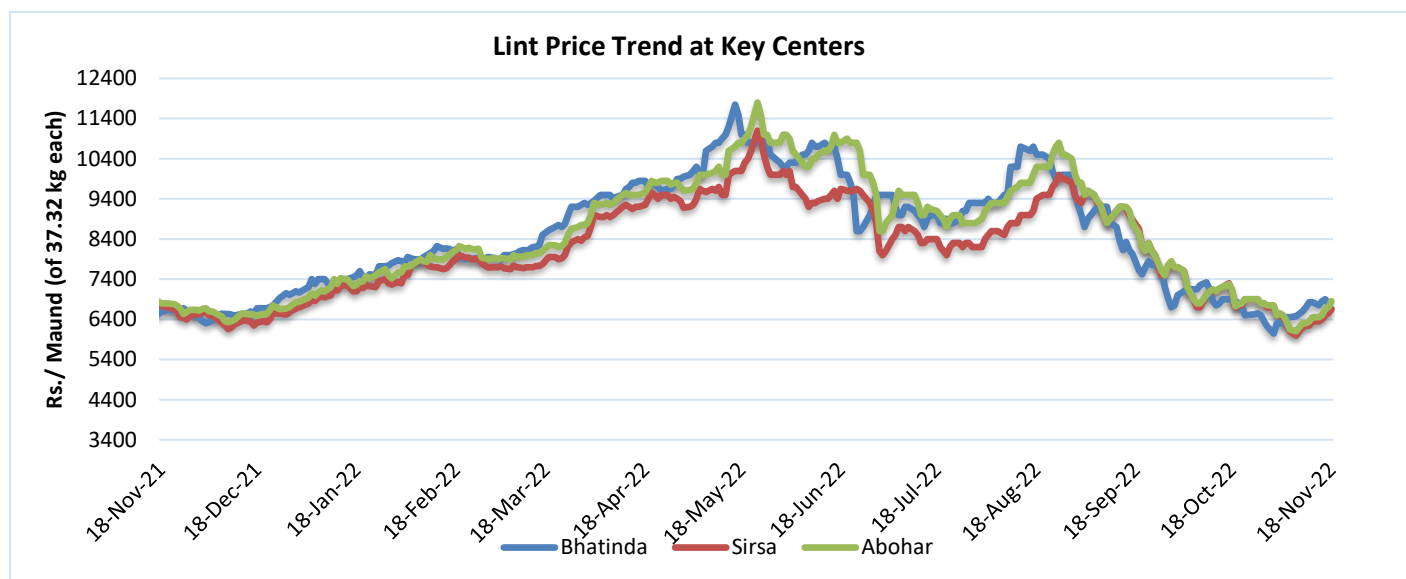
Spot Price Comparison

Cotton shanker-6 at Gondal market traded slightly higher at Rs. 9,400 per quintal against the minimum support price of Rs. 6,380 per quintal.



Lint price Outlook

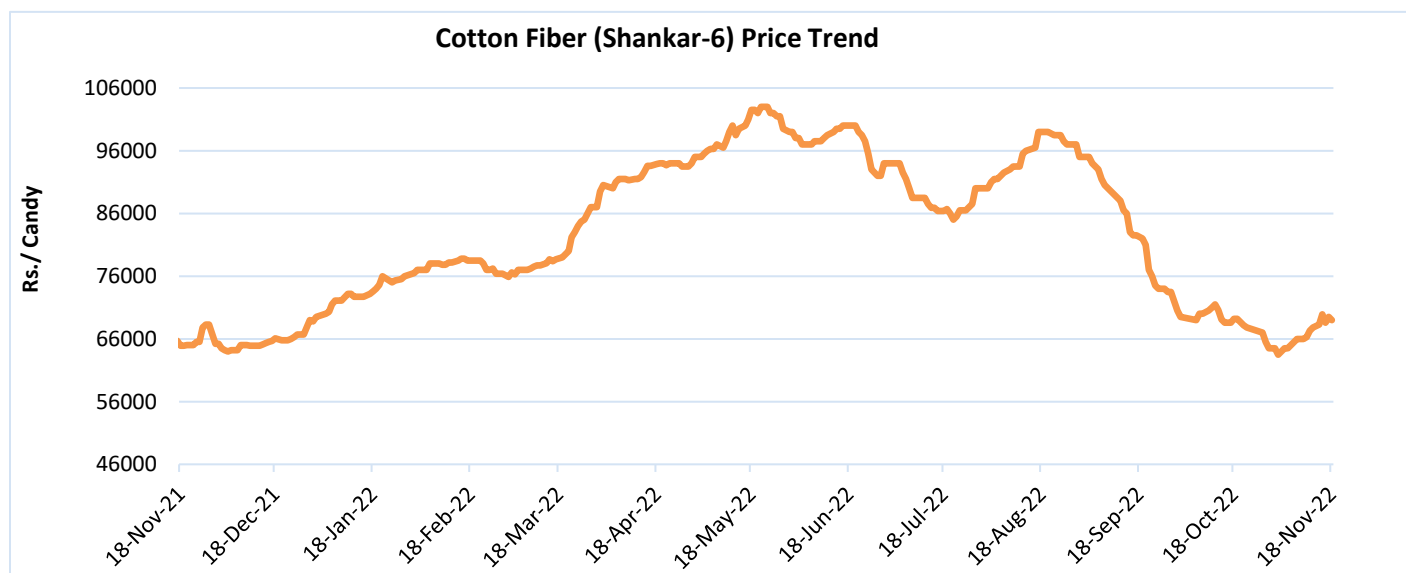
The average price stood slightly higher at Rs. 6812/maund this week compared to Rs.6630/maund previous week in Abohar, in Bhatinda prices were at Rs.6812/maund, and slightly lower in Sirsa at Rs.6612/maund from Rs.6630/maund previous week.



Source: Agriwatch

Cotton Fiber price Outlook

The average cotton fiber (Shankar-6) prices of premium quality have slightly higher and is currently at Rs.69120/candy and is likely to remain higher in the coming weeks.



Source: Cotton Association of India (CAI)

Cotton Seed Oil and Cotton Seed Oil Cake

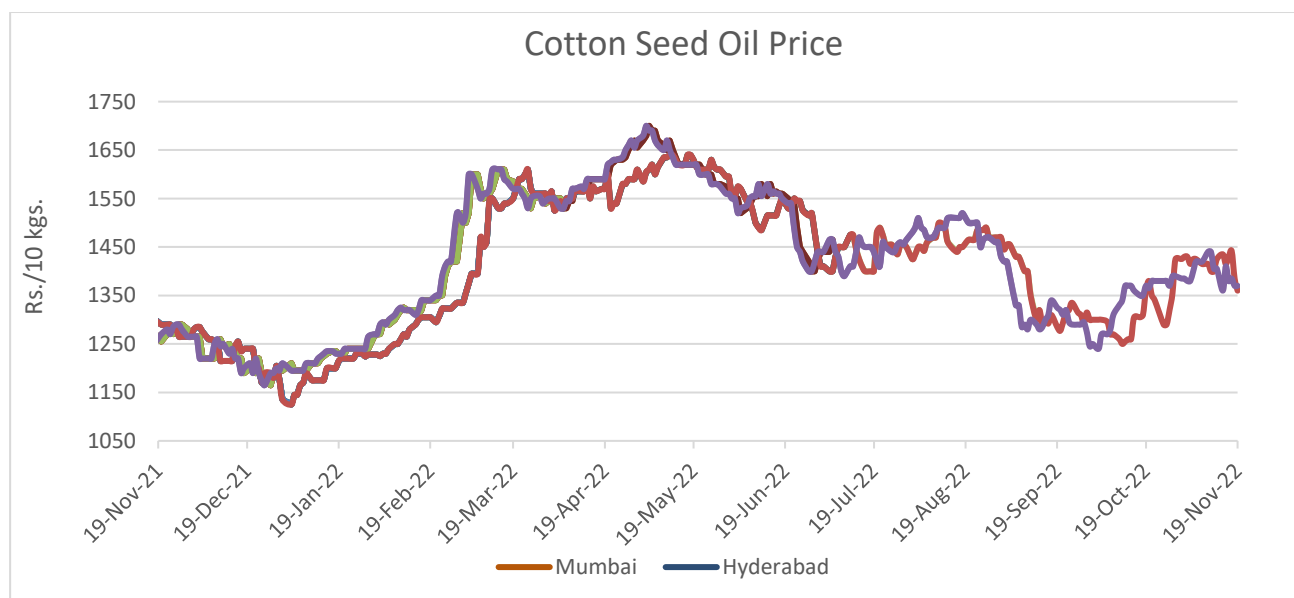
Cotton Seed Oil weekly

Price Scenario

Cottonseed oil prices have shown a weak trend across the major centers during the week ending on 19th Nov'22.

Center	Weekly Average Price as on (Rs/10 kg.)		% Change
	19-Nov-22	12-Nov-22	
Rajkot	1346	1384	-2.76
Hyderabad	1337	1382	-3.28
Mumbai	1366	1404	-2.72

Source: Agriwatch

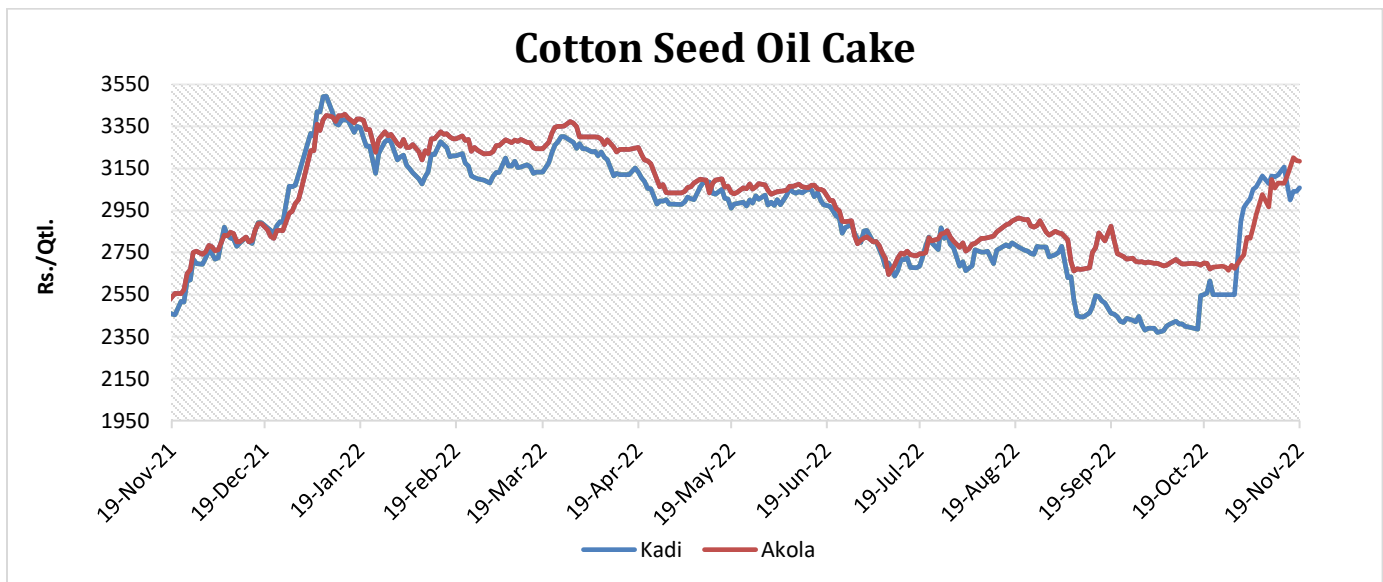


Cotton Seed Oil Cake weekly price Scenario

The average price of cottonseed oilcake in the Kadi market has decreased slightly due to limited demand as compared to previous week. Prices in Kadi were at Rs. 3062 per quintal from Rs. 3107 per quintal and in

Akola prices were at Rs. 3154 per quintal from Rs. 3046 per quintal the previous week. For the coming week we expect prices to remain weak.

Center	Weekly Average Price as on (Rs/quintal.)*		% Change
	19-Nov-22	12-Nov-22	
Kadi	3062	3107	-1.46
Akola	3154	3046	3.55



Source: NCDEX

Price Forecast for the coming week

Months	Past Week	During the week	Coming week
Price per quintal at Rajkot (Average of the month)	9000	8750-9540	8650-9640

Stock Summary

Stock with Spinners	Stock with Government, MCX, MNC, Traders, Ginners etc	Total
27.25	2.00	29.25

International Market Scenario

According to the U.S. Crop progress report, as of 14th Nov, 2022. Overall 71 percent of the U.S Cotton Crop is harvested as compared to previous week 62 percent. During the previous season cotton harvested was around 64 percent.

According to the USDA, World Agriculture Supply Demand Estimate Report, U.S. cotton production is expected to be higher by 1.5%, at 14.0 million bales, as a decrease in the Southwest is more than offset by increases elsewhere. Domestic mill use and exports are unchanged, and ending stocks are 200,000 bales higher at 3.0 million bales. The 2022-23 season average price for upland cotton is reduced 5 cents this month to 85 cents per pound.

The 2022-23 World cotton production is expected to be lower by 1.6 million bales, led by a 700,000-bale cut in Pakistan's crop as gin arrivals there signal the extent of damage from earlier precipitation and flooding. Unusually high precipitation is also driving a 500,000-bale reduction in Australia's 2022-23 crop, and in part accounts for a 630,000-bale decline in West Africa's expected output. Global cotton consumption is projected around 650,000 bales lower, with a 300,000-bale cut to mill use in both Pakistan and Bangladesh.

World trade is 400,000 bales lower, with import reductions for Bangladesh and China only partly offset by Pakistan's increase; West African exporters account for most of the decline in projected exports. At 87.3 million bales, world-ending stocks in 2022-23 are projected 600,000 bales lower than in October, but 1.6 million higher than the year before.

USDA Balance Sheet

World Cotton Balance Sheet			
	2020-21	2021-22#	2022-23*
Area Harvested	31,367	32,314	32,407
Yield	773	779	782
Opening Stock	98,393	86,754	85,640
Production	1,11,471	1,15,760	1,16,429
Imports	48,693	42,889	43,221
Exports	48,728	42,763	43,203
Domestic Consumption	1,23,075	1,17,000	1,14,820
Ending Stock	86,754	85,640	87,267

Source: USDA *Global projected 2022-23; #estimated 2021-22

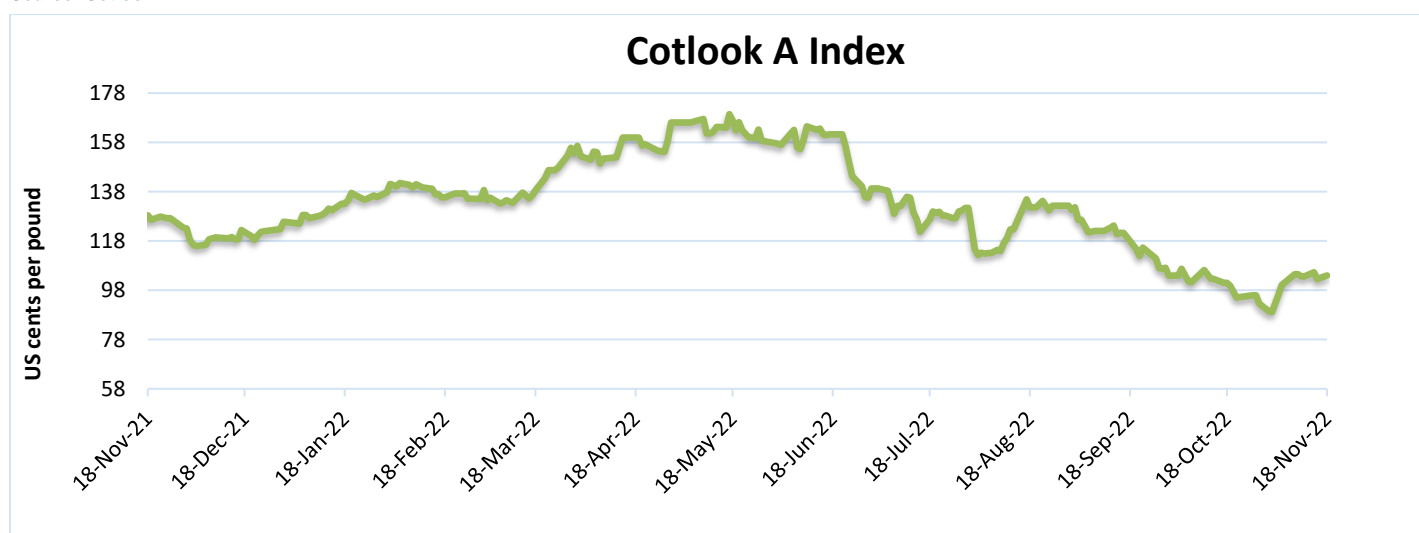
*Attribute Unit Description: Area in 1000 Ha; Yield of Cotton in Kg/Ha; Quantity of Cotton in 1000 480-lb Bales

Cotlook A Index

Cotlook A Index was higher this week. The Cotlook A Index was at 103.95 cents/lb lower as compared to the previous week.

Cotlook A Index	Weekly Average Price change as on		% Change
	19-Nov-22	11-Nov-22	
Prices	103.95	104.03	-0.08
Prices in US cents per Pound			

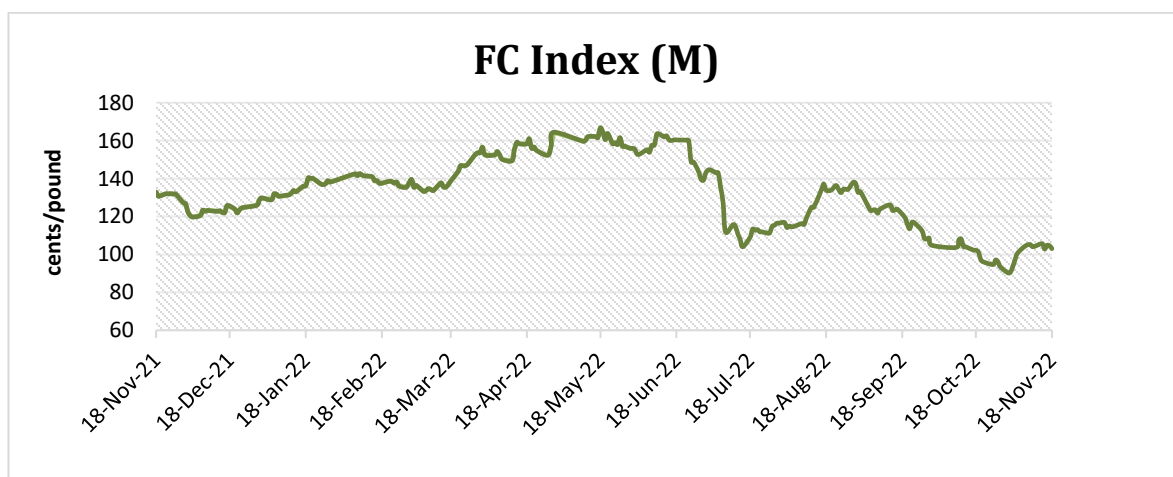
Source: Cotlook



China Cotton Index and Foreign Cotton Index

Cotton Index	Weekly Average Price as on		% Change
	19-Nov-22	11-Nov-22	
FC (S)	105.73	106.26	-0.50
FC (M)	104.21	104.50	-0.28
FC (L)	102.93	103.09	-0.16
Prices in US cents per Pound			

Source: China Cotton Association



Cotton Index	Weekly Average Price as on		% Change
	19-Nov-22	11-Nov-22	
CCIndex(328)	15200.00	15353.60	-1.00
CCIndex(527)	13675.40	13813.60	-1.00
CCIndex(229)	15569.80	15701.80	-0.84
Prices in Yuan per ton			

Source: China Cotton Association

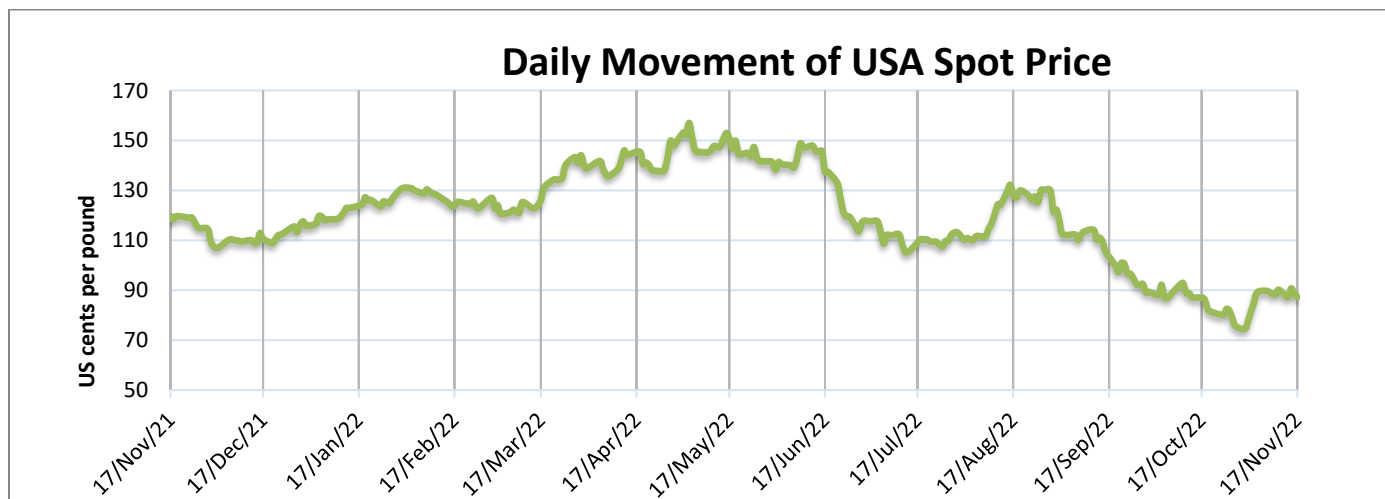


USA Spot Prices

U.S.A spot prices was at 88.85 cents per pound last week.

USA Spot Prices	Monthly Average Price as on		% Change
	19-Nov-22	10-Nov-22	
Prices	88.85	88.95	-0.11
Prices in US cents per Pound			

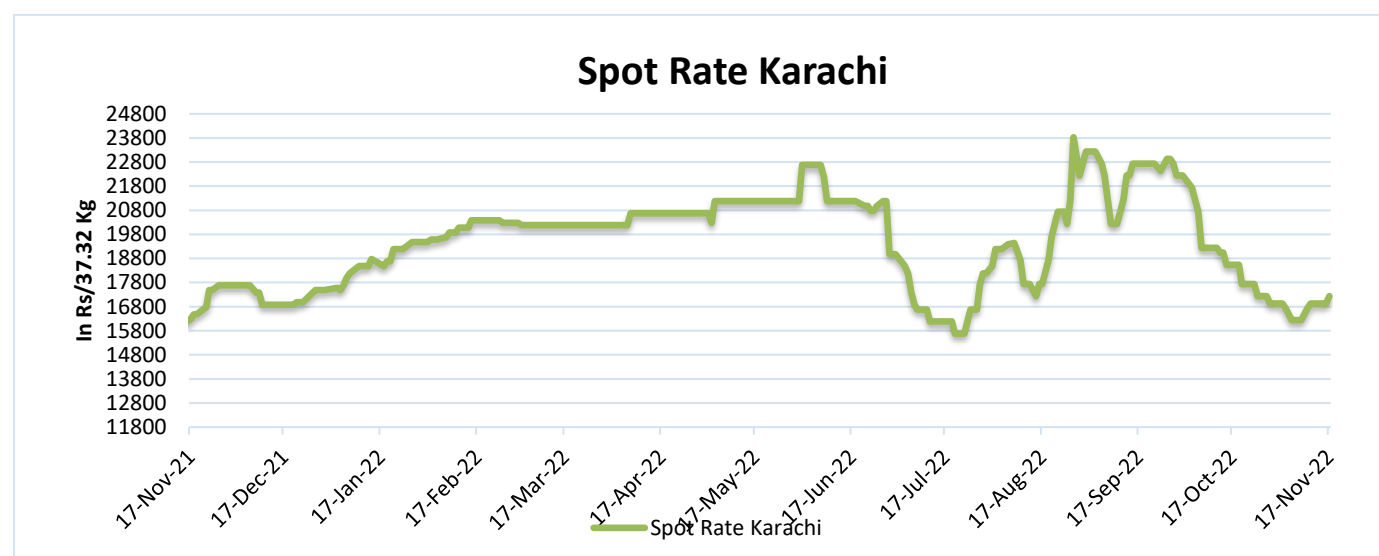
Source: USDA



Pakistan Spot Prices

The Karachi spot price had increased at Rs.17285/q from the previous week. With the expectation of lower production, the country due to heavy rainfalls, overall cotton quality is expected to be affected.

Karachi Spot Prices	Weekly Average Price as on		% Change
	19-Nov-22	10-Nov-22	
Prices	17285	16935	2.07
Prices in Rs per 37.32 Kg			



Commodity: Cotton
Exchange: MCX
Contract: Nov
Expiry: Nov. 30, 2021

Cotton – Technical Outlook

Technical Chart:



Technical Commentary:

- As depicted in the above chart, market is currently trading at 31500 level.
- Technically, now Cotton has broken slightly during the last week, prices may take support at 31000 level and can retrace back.
- Market is currently above 18 DMA. RSI indicates slight buying strength.
- Overall, the prices are expected to remain range-bound to weak in the coming weeks.

Intraday Supports & Resistances			S1	S2	PCP	R1	R2
Cotton	MCX	Nov	31140	31220	31540	31770	31890
Intraday Trade Call			Call	Entry	T1	T2	SL
Cotton	MCX	Nov	Sell	31550	31430	31330	31622

Commodity: Cotton seed oilcake
Exchange: MCX
Contract: Nov
Expiry: Nov. 30, 2021
Cottonseed Oilcake
Technical Chart:

Technical Commentary:

- As evident from the above chart, prices had corrected during the last week.
- Currently market is trading above 9 and 18 DMA, market may rise after a recent support of 2677 level. Resistance is likely to be at 2873 level.
- RSI indicating slight buying strength.
- Market is expected to firm in the coming week.

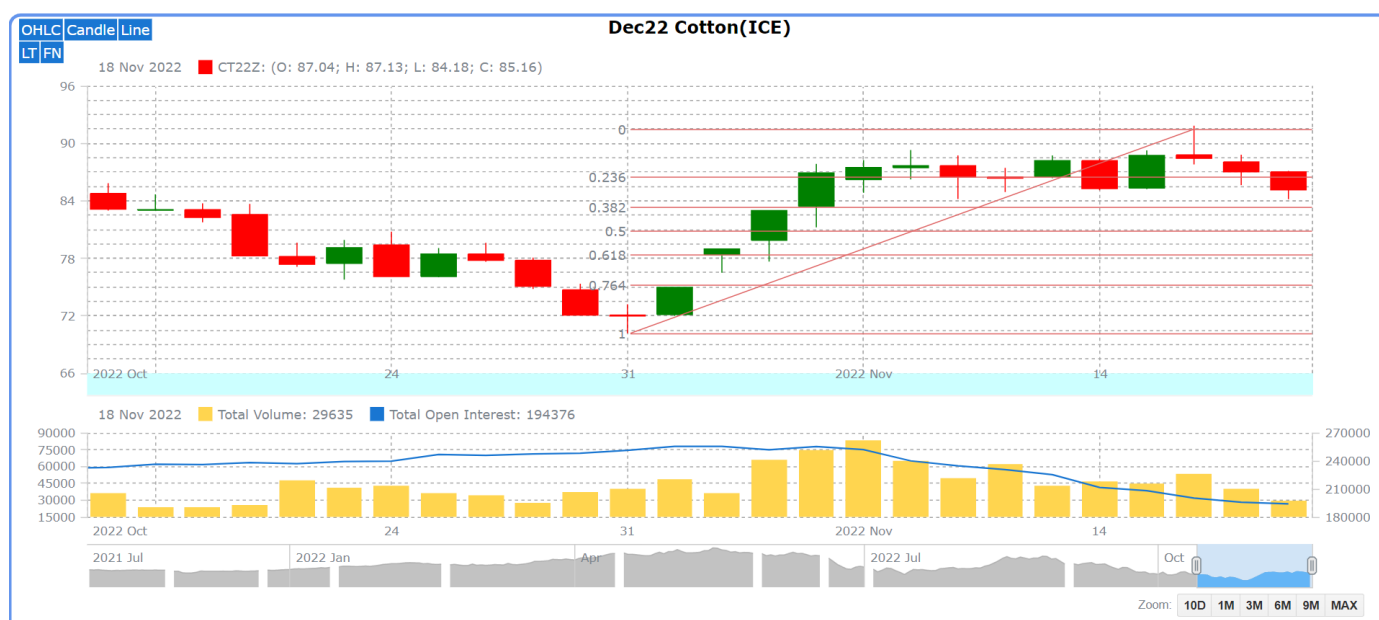
Intraday Supports & Resistances			S1	S2	PCP	R1	R2
Cottonseed oilcake	NCDEX	Nov	2562	2612	2678	2838	2853
Intraday Trade Call			Call	Entry	T1	T2	SL
Cottonseed oilcake	NCDEX	Nov	Sell	2688	2653	2628	2709

MCX Weekly Prices

MCX Cotton Futures		
Date	Nov-22	Dec-22
11-11-2022	69,471	66,521
18-11-2022	67,442	65,643
Changes in points	-2029	-878
% Change	-2.92	2.75

Currencies Weekly Change					
Date	INR/USD	Dollar Index	INR/Yuan	Yuan/Dollar	USD/Yuan
11-11-2022	80.50	106.255	11.3254	0.1407	7.108
11-11-2022	81.64	106.865	11.4672	0.1405	7.119
Changes in points	1.14	0.61	0.1418	-0.0002	0.0115
% Change	1.42	0.57	1.25	-0.14	0.16

Technical Analysis of Cotton Future (Dec'22Contract) at ICE



- The Dec'22' contract has showed sideways movement during the week under review.
- Total volume decreased & Open Interest increased compared to last week.
- Market is expected to remain elevated in the coming week.
- Market expects slight buying strength.

Expected Price Range During Coming week

Expected Trend	Expected Trading Band
Range bound	85-96

Expected Support and Resistance

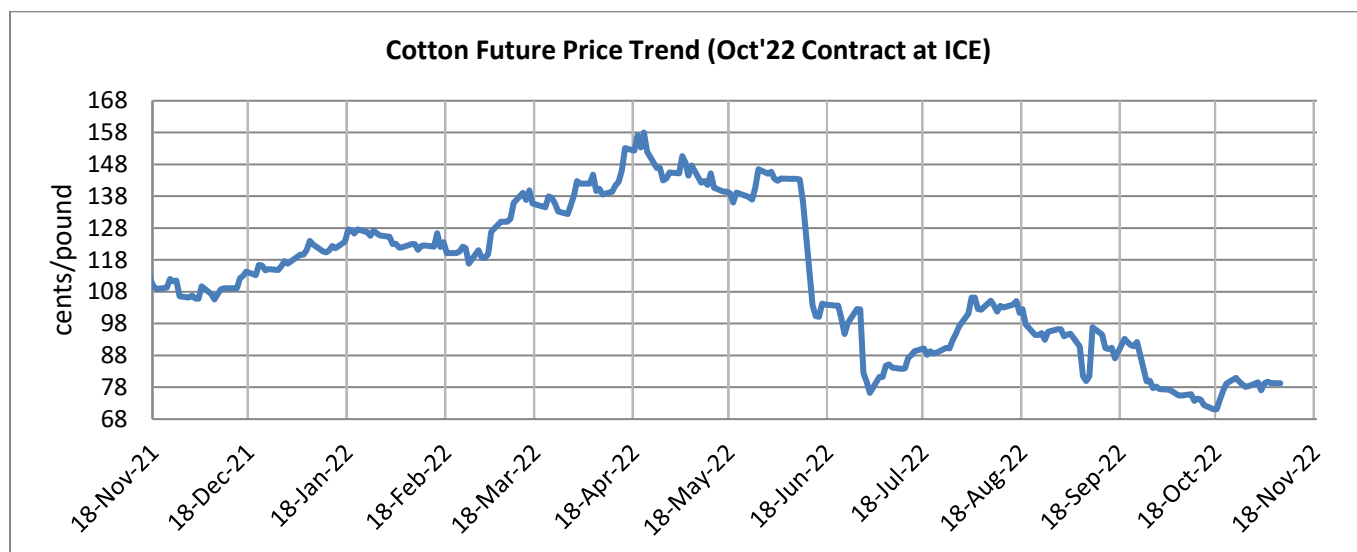
Support 1	Support 2	Resistance 1	Resistance 2
84	78	90	94

Figures in US cents/pound

Cotton Future Prices at ICE

Cotton Prices in Future Contract on ICE						Prices in cents/Lb	
Contracts	18-Nov-22	19-Oct-22	20-Aug-22	22-May-22	18-Nov-21	% Change over a month	% Change over previous year
Oct-22	79.21	75.42	95.30	131.78	96.75	5.03	-18.13
Dec-22	78.96	78.29	114.14	125.18	117.59	0.86	-32.85
Mar-23	83.78	77.97	111.24	120.84	115.14	7.45	-27.24
May-23	83.07	77.43	108.24	116.76	113.59	7.28	-26.87
Jul-23	82.02	76.42	103.65	142.27	110.21	7.33	-25.58

Future Price Trend (Active Contract):



Cotton Yarn

Cotton yarn prices has increased by Rs.10 per kg in Delhi market as spinning mills were not willing to sell at lower prices. Mills are facing a disparity of Rs.10-15 per kg as higher kapas prices had led to a rise in cotton prices. However, cotton prices eased this week as cotton's future slipped due to macro dynamic change.

Cotton yarn prices in the Ludhiana market remained steady as mills were not inclined to reduce prices to lure buyers. In Ludhiana, 30 count cotton combed yarn was sold at Rs.285-295 per kg. 20 and 25 count combed yarn were traded at Rs.275-285 per kg and Rs.280-290 per kg respectively. Carded yarn of 30 count steady at Rs.260-270 per kg.

South Indian cotton yarn prices witnessed a stable trend. Prices for various varieties and counts remained steady in Mumbai.

Cotton Prices at Key Spot Markets:

Commodity	Kapas		Weekly Average Prices (Rs./Quintal)		Change
State	Centre	Variety	14th Nov'22 to 19th Nov'22	07th Nov'22 to 12th Nov'22	
Gujarat	Ahmedabad	Shankar-6	9550	9088	463
	Gondal	Shankar-6	9400	9199	201
	Rajkot	B.T. Cotton	9180	9059	121
	Patan	B.T. Cotton	9378	9105	273
	Kadi	B.T. Cotton	9350	9231	119
	Deesa	B.T. Cotton	1702	1673	29
	Dhrol	B.T. Cotton	9444	9046	398
Haryana	Bhiwani	B.T. Cotton	8800	8600	200
	Bhiwani	Desi	NA	NA	-
	Adampur	B.T. Cotton	8850	8700	150
	Fatehabad	B.T. Cotton	8892	8722	170
	Jind	B.T. Cotton	NA	NA	-
	Uchana	B.T. Cotton	8869	8860	9
	Dabwali	B.T. Cotton	8883	8758	125
Rajasthan	Hanumangarh	B.T. Cotton	9210	8825	385
	Rawatsar	B.T. Cotton	9080	8875	205
Madhya Pradesh	Khandwa	Mech-1	9425	8950	475
	Khargaon	Mech-1	9223	8937	287
Maharashtra	Amravati	Mech-1	9450	9000	450
	Jamner	Medium Staple	NA	NA	-
Uttar Pradesh	Hathras	B.T. Cotton	8280	7500	780
	Hathras	Desi	7240	7200	40
Telangana	Adilabad	Un-Ginned	8923	8560	363
Andhra Pradesh	Adoni	Un-Ginned	9535	9296	239
Karnataka	Bijapur	Bunny	9747	9936	-189
	Hubli	D.C.H.	NA	NA	-
	Hubli	B.T. Cotton	NA	NA	-
	Raichur	H-44 Cotton	9490	9533	-43
Commodity	Lint		Prices (Rs./Maund of 37.32kg each)		Change
State	Centre	Variety	14th Nov'22 to 19th Nov'22	07th Nov'22 to 12th Nov'22	
Punjab	Bhatinda	J-34	6825	6556	269
	Abohar	J-34	6825	6575	250

	Mansa	J-34	6725	6513	213
Haryana	Sirsa	J-34	6625	6450	175
Rajasthan	Sri-Ganganagar	J-34	6496	6322	174

Cotton Arrivals in Key Centers:

Commodity	Kapas		Weekly Sum Arrivals (Quintal)		Change
State	Centre	Variety	14th Nov'22 to 19th Nov'22	07th Nov'22 to 12th Nov'22	
Gujarat	Ahmedabad	Shankar-6	243100	147900	95200
	Gondal	Shankar-6	45400	34825	10575
	Rajkot	B.T. Cotton	24800	14400	10400
	Patan	B.T. Cotton	77983	58433	19550
	Kadi	B.T. Cotton	160000	120000	40000
	Deesa	B.T. Cotton	NA	NA	-
	Dhrol	B.T. Cotton	3046	2103	943
Haryana	Bhiwani	B.T. Cotton	5000	5400	-400
	Bhiwani	Desi	NA	NA	-
	Adampur	B.T. Cotton	8500	6290	2210
	Fatehabad	B.T. Cotton	1100	600	500
	Jind	B.T. Cotton	NA	NA	-
	Uchana	B.T. Cotton	3400	1350	2050
	Dabwali	B.T. Cotton	3400	1350	2050
Rajasthan	Hanumangarh	B.T. Cotton	14500	10000	4500
	Rawatsar	B.T. Cotton	14500	10000	4500
Madhya Pradesh	Khandwa	Mech-1	5400	4900	500
	Khargaon	Mech-1	3680	4980	-1300
Maharashtra	Amravati	Mech-1	8000	3200	4800
	Jamner	Medium Staple	NA	NA	-
Uttar Pradesh	Hathras	B.T. Cotton	380	160	220
	Hathras	Desi	100	40	60
Telangana	Adilabad	Un-Ginned	154039	41120	112919
Andhra Pradesh	Adoni	Un-Ginned	31480	11554	19926
Karnataka	Bijapur	Bunny	44711	22656	22055
	Hubli	D.C.H.	NA	NA	-
	Hubli	B.T. Cotton	NA	NA	-
	Raichur	H-44 Cotton	106	56	50
Commodity	Lint		Weekly Sum Arrivals (Quintal)		Change
State	Centre	Variety	14th Nov'22 to 19th Nov'22	07th Nov'22 to 12th Nov'22	

Punjab	Bhatinda	J-34	NA	NA	-
	Abohar	J-34	2380	2210	170
	Mansa	J-34	425	765	-340
Haryana	Sirsa	J-34	1955	1020	935
Rajasthan	Sri-Ganganagar	J-34	14500	12500	2000

Week on Week Price: Scenario of Cotton:

Commodity	Kapas		Today	Week Ago	Month Ago	Year Ago
State	Centre	Variety	19-Nov-22	12-Nov-22	20-Oct-22	20-Nov-21
Gujarat	Ahmedabad	Shankar-6	9500	9500	8750	8250
	Gondal	Shankar-6	NA	9505	8930	8580
	Rajkot	B.T. Cotton	9150	9000	8650	8575
	Patan	B.T. Cotton	NA	9410	8860	0
	Kadi	B.T. Cotton	9250	9500	9250	8000
	Deesa	B.T. Cotton	1211	1738	1658	1150
	Dhrol	B.T. Cotton	9135	9430	8960	8340
Haryana	Bhiwani	B.T. Cotton	8700	8700	8700	7800
	Bhiwani	Desi	NA	0	0	0
	Adampur	B.T. Cotton	8800	9000	8900	8425
	Fatehabad	B.T. Cotton	8750	9090	8790	7900
	Jind	B.T. Cotton	NA	0	0	8075
	Uchana	B.T. Cotton	NA	9200	8805	7760
	Dabwali	B.T. Cotton	8800	9000	8735	8150
Rajasthan	Hanumangarh	B.T. Cotton	9000	9350	8800	8500
	Rawatsar	B.T. Cotton	8950	9300	8550	8450
Madhya Pradesh	Khandwa	Mech-1	9000	Closed	0	0
	Khargaon	Mech-1	NA	9455	8680	8020
Maharashtra	Amravati	Mech-1	9100	9400	8000	0
	Jamner	Medium Staple	NA	0	0	0
Uttar Pradesh	Hathras	B.T. Cotton	9500	7800	7500	7400
	Hathras	Desi	7400	7200	7200	7300
Telangana	Adilabad	Un-Ginned	8800	8800	0	0
Andhra Pradesh	Adoni	Un-Ginned	NA	9121	9458	0
Karnataka	Bijapur	Bunny	9494	0	9559	8420
	Hubli	D.C.H.	NA	0	0	0
	Hubli	B.T. Cotton	NA	0	0	0
	Raichur	H-44 Cotton	9250	9550	9200	0
Commodity	Lint		Today	Week Ago	Month Ago	Year Ago

State	Centre	Variety	19-Nov-22	12-Nov-22	20-Oct-22	20-Nov-21
Punjab	Bhatinda	J-34	6750	6825	6850	6580
	Abohar	J-34	6750	6850	6800	6580
	Mansa	J-34	6700	6600	6750	6580
Haryana	Sirsa	J-34	6550	6650	6800	6400
Rajasthan	Sri-Ganganagar	J-34	6392	6580	6439	5734

Cotton Arrivals in Key Centers:

Commodity	Kapas		Arrivals (Quintal)	Arrivals (Quintal)	Arrivals (Quintal)	Arrivals (Quintal)
State	Centre	Variety	19-Nov-22	12-Nov-22	20-Oct-22	20-Nov-21
Gujarat	Ahmedabad	Shankar-6	42500	42500	35700	59500
	Gondal	Shankar-6	9050	8850	8500	7500
	Rajkot	B.T. Cotton	6600	3400	3600	3200
	Patan	B.T. Cotton	NA	14490	13455	0
	Kadi	B.T. Cotton	12500	30000	30000	10000
	Deesa	B.T. Cotton	NA	0	0	0
	Dhrol	B.T. Cotton	617	417	540	127
Haryana	Bhiwani	B.T. Cotton	700	1500	2000	2000
	Bhiwani	Desi	NA	0	0	0
	Adampur	B.T. Cotton	1700	2550	1360	1700
	Fatehabad	B.T. Cotton	NA	185	250	400
	Jind	B.T. Cotton	NA	0	0	1360
	Uchana	B.T. Cotton	600	300	1000	1800
	Dabwali	B.T. Cotton	600	300	1000	1800
Rajasthan	Hanumangarh	B.T. Cotton	3000	7000	2500	3000
	Rawatsar	B.T. Cotton	3000	7000	2500	3000
Madhya Pradesh	Khandwa	Mech-1	1000	Closed	0	0
	Khargaon	Mech-1	NA	1000	1230	1460
Maharashtra	Amravati	Mech-1	2400	1200	500	0
	Jamner	Medium Staple	NA	0	0	0
Uttar Pradesh	Hathras	B.T. Cotton	30	50	150	100
	Hathras	Desi	NA	0	30	100
Telangana	Adilabad	Un-Ginned	35840.1	24920	0	0
Andhra Pradesh	Adoni	Un-Ginned	NA	4006	6920	0
Karnataka	Bijapur	Bunny	5823	0	2880	2626
	Hubli	D.C.H.	NA	0	0	0
	Hubli	B.T. Cotton	NA	0	0	0
	Raichur	H-44 Cotton	24	20	19	0

Commodity	Lint		Arrivals (Quintal)	Arrivals (Quintal)	Arrivals (Quintal)	Arrivals (Quintal)
State	Centre	Variety	19-Nov-22	12-Nov-22	20-Oct-22	20-Nov-21
Punjab	Abohar	J-34	340	510	425	1190
	Mansa	J-34	85	85	136	340
Haryana	Sirsa	J-34	510	85	510	1190
Rajasthan	Sri-Ganganagar	J-34	3000	4000	3000	3200

Cotton Association of India Spot Rates:

Trade Name	Staple	Micronaire	Strength/ GPT	Weekly Average Prices		+/- Change
				14th Nov'22 to 19th Nov'22	07th Nov'22 to 12th Nov'22	
Bengal Deshi (RG)/Assam Comilla (101)	Below 22mm	5.0 - 7.0	15	64550	58500	6050
Bengal Deshi (SG)(201)	Below 22mm	5.0 - 7.0	15	65250	59200	6050
J-34(202)	26mm	3.5 - 4.9	23	64200	61150	3050
H-4/ MECH-1(105)	28mm	3.5 - 4.9	27	NA	NA	-
Shankar-6(105)	29mm	3.5 - 4.9	28	69250	66800	2450
Bunny/ Brahma(105)	31mm	3.5 - 4.9	30	NA	NA	-
MCU-5/ Surabhi(106)	32mm	3.3 - 4.9	31	NA	NA	-
DCH-32(107)	34mm	3.0 - 3.8	33	77500	77500	Unch

Cotton Yarn Prices:

Cotton Yarn Prices	18-Nov-22	17-Nov-22	Change	18-Nov-22	17-Nov-22	Change
Variety	Prices FOB ,USD			Prices Kg Indian Port		
Ne 20/1 Carded Hosiery Yarn	3.13	3.13	Unch	254	254	Unch
Ne 20/1 Combed Hosiery Yarn	3.25	3.25	Unch	264	264	Unch
Ne 21/1 Carded Weaving Yarn	3.13	3.13	Unch	254	254	Unch
Ne 26/1 Combed Hosiery Yarn	3.34	3.34	Unch	271	271	Unch
Ne 30/1 Carded Hosiery Yarn	3.29	3.29	Unch	267	267	Unch
Ne 30/1 Combed Hosiery Yarn	3.41	3.41	Unch	277	277	Unch
Ne 32/1 Carded Weaving Yarn	3.37	3.37	Unch	274	274	Unch
Ne 34/1 Combed Hosiery Yarn	3.62	3.62	Unch	294	294	Unch

Ne 40/1 Combed Hosiery Yarn	3.8	3.8	Unch	309	309	Unch
Ne 40/1 Carded Weaving Yarn	3.56	3.56	Unch	289	289	Unch
Ne 30/2 Carded Hosiery Yarn	3.56	3.56	Unch	289	289	Unch
Ne 32/2 Combed Knitting Yarn	3.99	3.99	Unch	324	324	Unch
Ne 32/2 Carded Hosiery Yarn	3.62	3.62	Unch	294	294	Unch
Ne 40/2 Combed Hosiery Yarn	4.42	4.42	Unch	359	359	Unch
Ne 30/1 Combed Compact Weaving Yarn	3.62	3.62	Unch	294	294	Unch
Ne 40/1 Combed Compact Weaving Yarn	4.05	4.05	Unch	329	329	Unch
Ne 50/1 Combed Compact Weaving Yarn	4.42	4.42	Unch	359	359	Unch
Ne 16/1 Open End Yarn	2.33	2.33	Unch	189	189	Unch
Ne 21/1 Open End Yarn	2.51	2.51	Unch	204	204	Unch
Ne 24/1 Open End Yarn	2.82	2.82	Unch	229	229	Unch

Disclaimer

The information and opinions contained in the document have been compiled from sources believed to be reliable. The company does not warrant its accuracy, completeness and correctness. Use of data and information contained in this report is at your own risk. This document is not, and should not be construed as, an offer to sell or solicitation to buy any commodities. This document may not be reproduced, distributed or published, in whole or in part, by any recipient hereof for any purpose without prior permission from the Company. IASL and its affiliates and/or their officers, directors and employees may have positions in any commodities mentioned in this document (or in any related investment) and may from time to time add to or dispose of any such commodities (or investment). Please see the detailed disclaimer at © 2022 Indian Agribusiness Systems Ltd.