

COTTON WEEKLY RESEARCH REPORT05th December 2022**Domestic market summary****Major Market Highlights:**

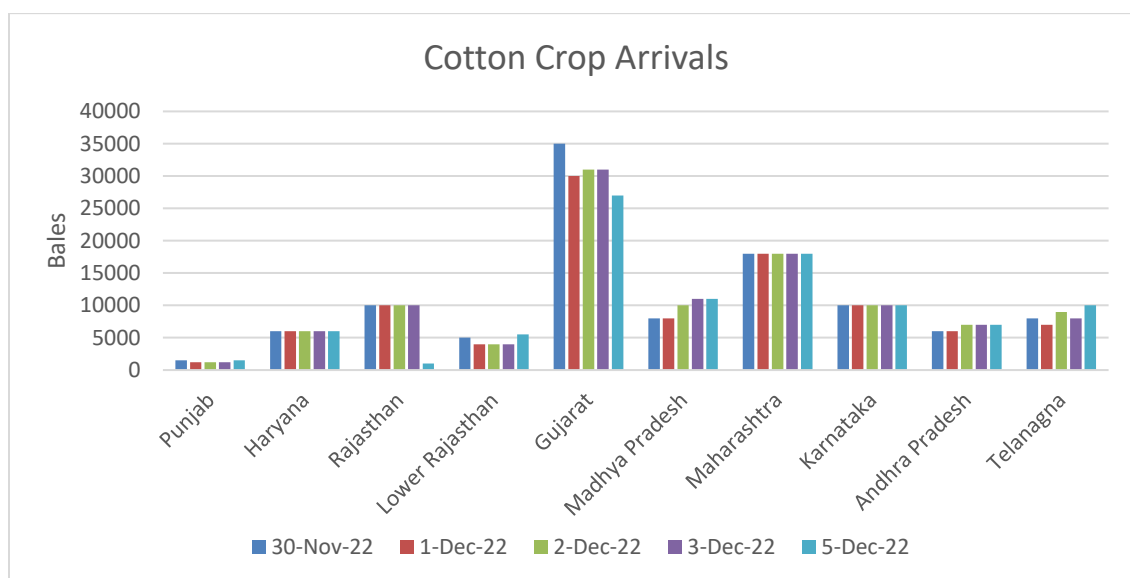
Cotton daily arrivals have reached around 1,10,000-1,13,000 bales per day. Cottonseed prices are remained week and are further likely to go down due to limited demand in the market. Cottonseed oilcake demand is also lower. Raw cotton prices are fluctuating. The cotton future market is highly volatile.

Ginning factories are running but less than 50% capacity due to lack of arrivals and disparity. Spinning mills are buying raw cotton but in limited quantities. Cotton yarn prices are stable to firm whereas buying demand is limited. International demand for yarn may increase from China and Vietnam in coming week. Trade is very slow due to the huge disparity to spinners and ginneries. Export is very limited.

Domestic Market Scenario:

- Cotton exports are getting affected despite of higher production in India. In anticipation of an increase in prices in the near term, cotton farmers are holding their stock. Indian traders so far in the new season have contracted about 70,000 bales for exports, significantly lower than the 500,000 bales contracted during the same period the previous season. Bangladesh, Vietnam, and China are the major buyers of Indian Cotton. Further, Exports are unlikely to gain momentum unless local prices fall or global prices move higher.
- Farmers in India are not willing to sell cotton at lower price so in supply crunch market gained and touched a high at Rs. 69,000 per candy.

New Cotton Crop Arrival & Prices:

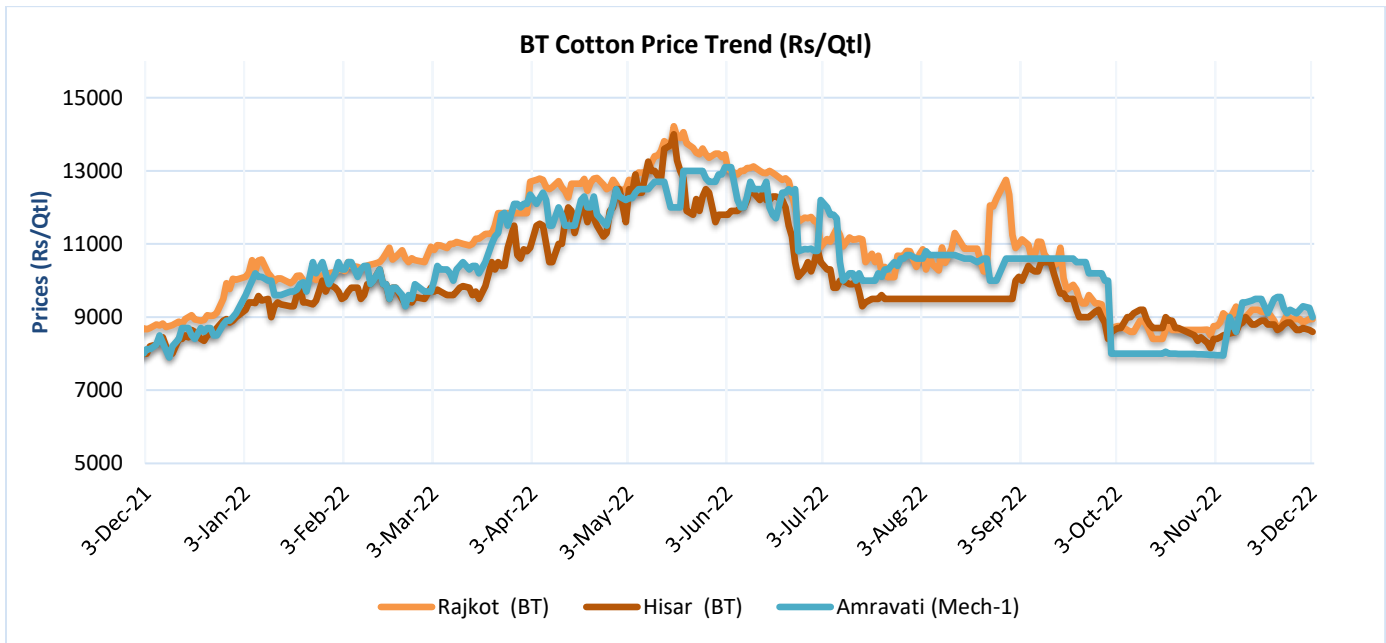


All India Cotton Arrivals 2022-23	
This Week	8 Lakh Bales
Cumulative Arrival	43 Lakh Bales
Cotton Consumption	38 Lakh Bales
Exports	50,000 Bales
Import	200,000 Bales

Domestic Cotton Prices Scenario

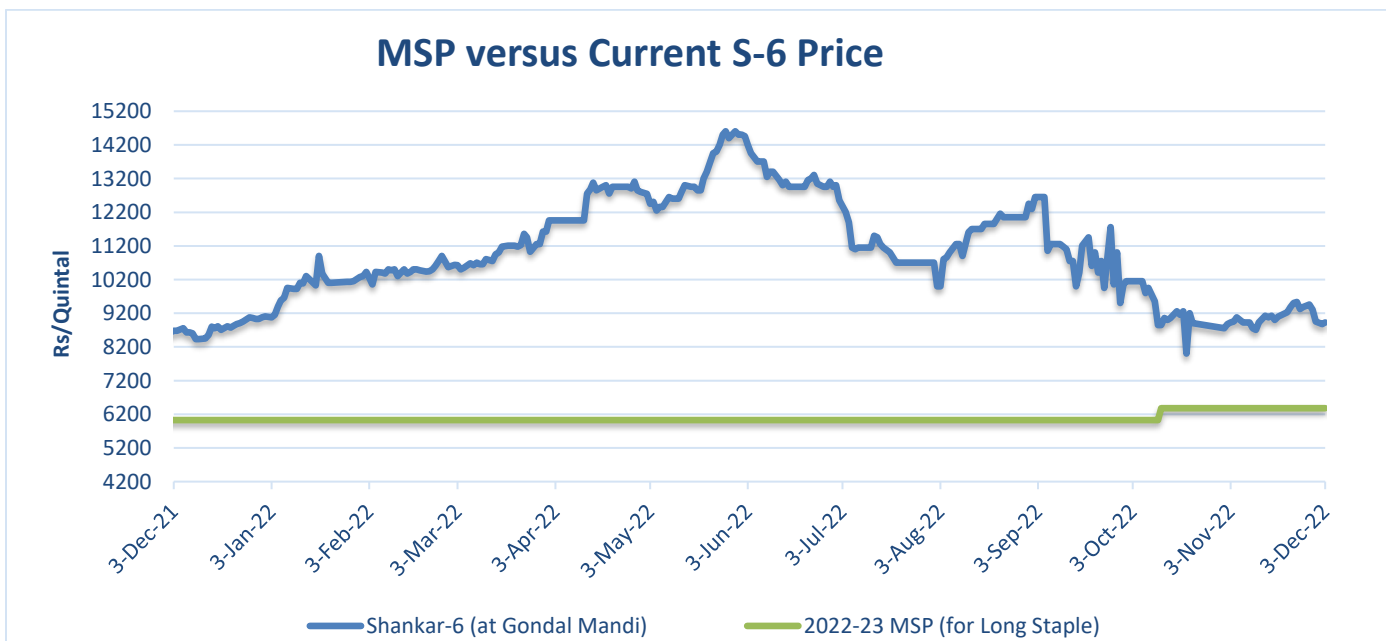
Kapas (Raw Cotton) Weekly Price Scenario

Weekly Price Review: Weekly BT Cotton average prices at Rajkot stood higher at Rs. 8,930/Qtl compared to previous week's Rs. 8,666/Qtl. Cotton prices at Amravati traded at Rs. 9,170 per quintal whereas prices in Hisar were slightly higher at Rs. 8,650 per quintal during the past week.



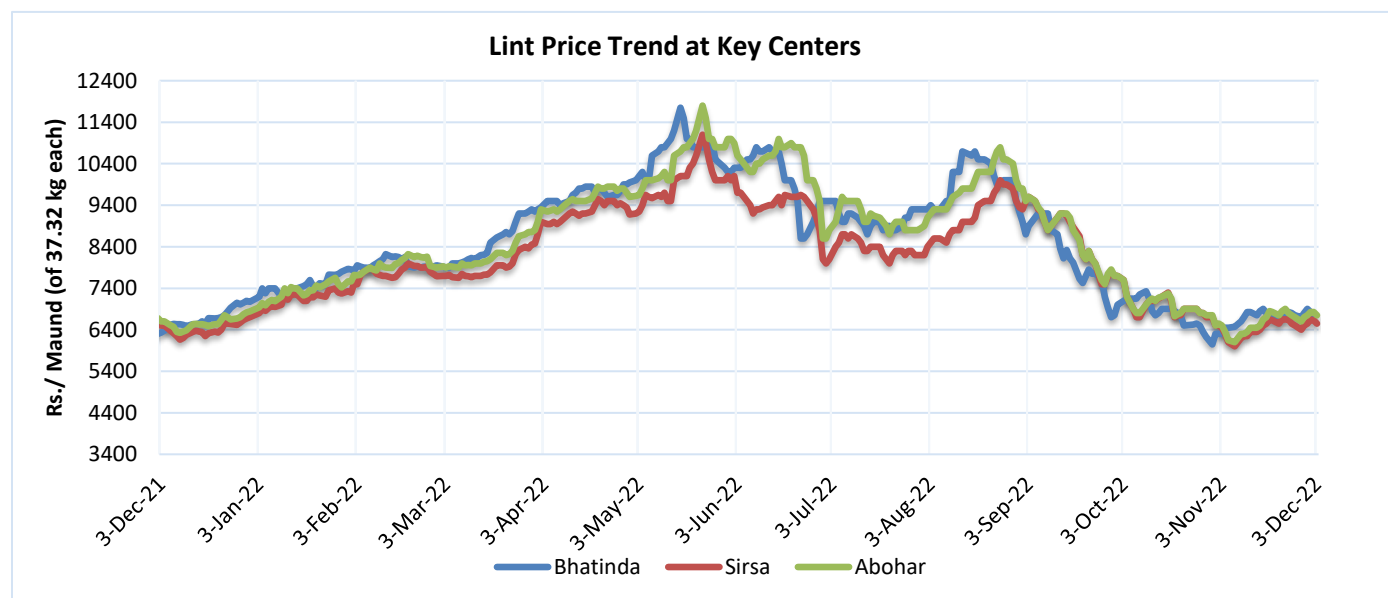
Spot Price Comparison

Cotton shanker-6 at Gondal market traded slightly higher at Rs. 9,136 per quintal against the minimum support price of Rs. 6,380 per quintal.



Lint price Outlook

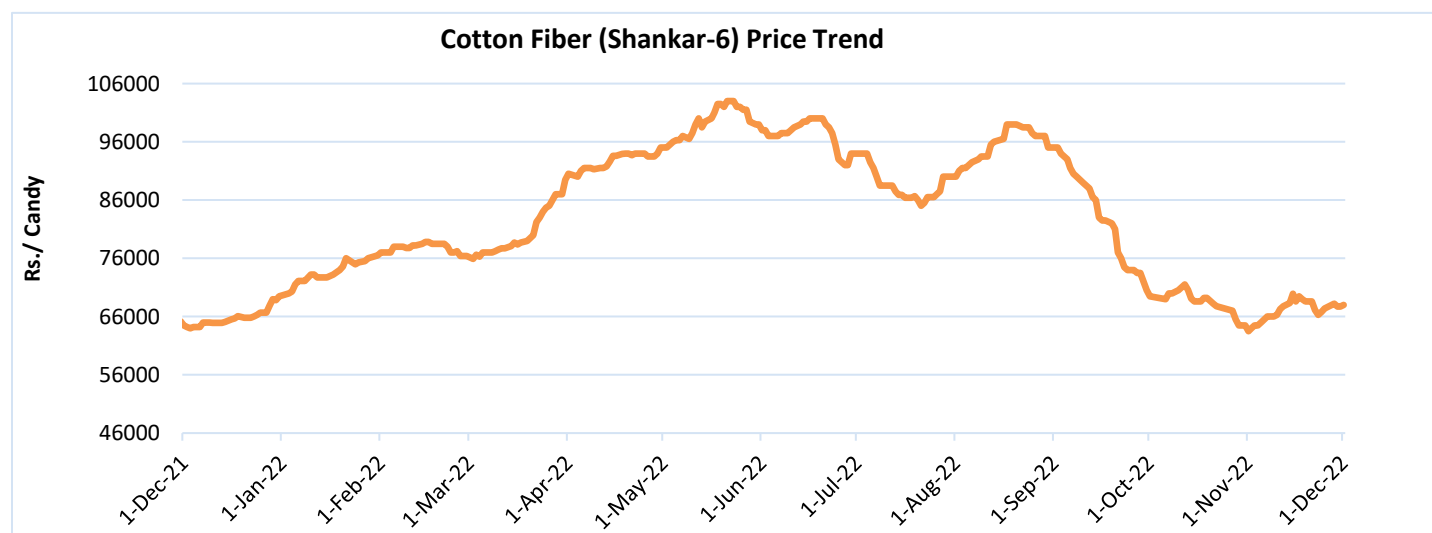
The average price stood slightly higher at Rs. 6783/maund this week compared to Rs.6733/maund previous week in Abohar, in Bhatinda prices were at Rs.6783/maund, and slightly higher in Sirsa at Rs.6587/maund from Rs.6537/maund previous week.



Source: Agriwatch

Cotton Fiber price Outlook

The average cotton fiber (Shankar-6) prices of premium quality have slightly higher and is currently at Rs.67975/candy and is likely to remain higher in the coming weeks.



Source: Cotton Association of India (CAI)

Cotton Seed Oil and Cotton Seed Oil Cake

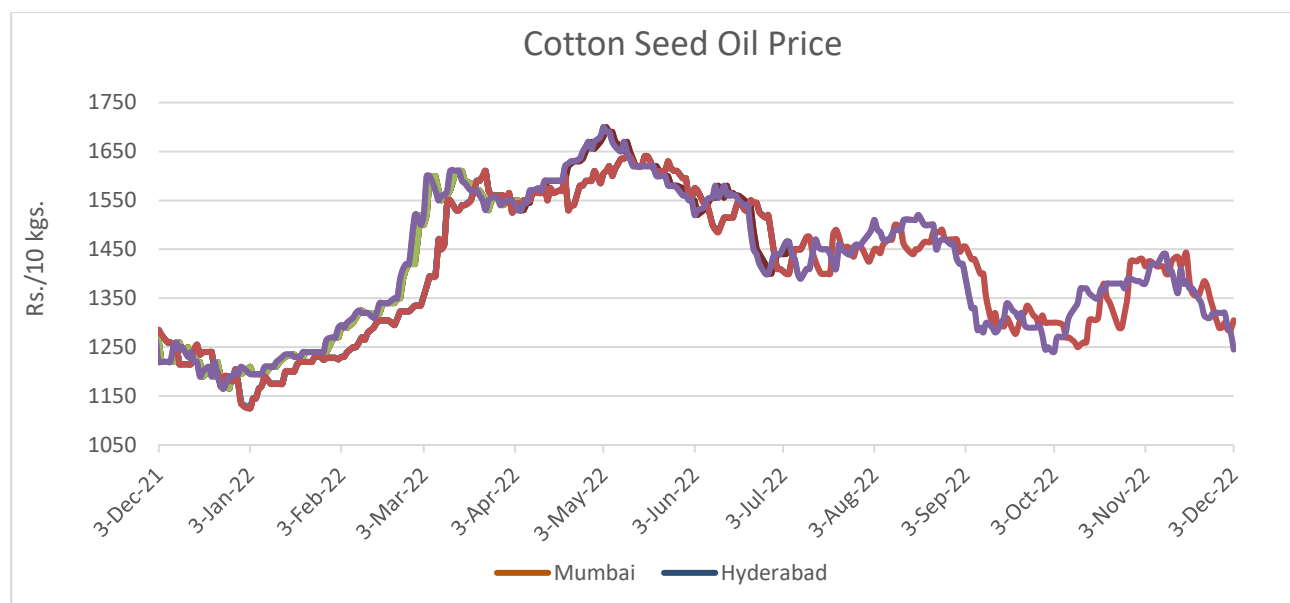
Cotton Seed Oil weekly

Price Scenario

Cottonseed oil prices have shown a weak trend across the major centers during the week ending on 05th Dec'22.

Center	Weekly Average Price as on (Rs/10 kg.)		% Change
	03-Dec-22	26-Nov-22	
Rajkot	1275	1305	-2.30
Hyderabad	1281	1297	-1.25
Mumbai	1266	1316	-7.33

Source: Agriwatch

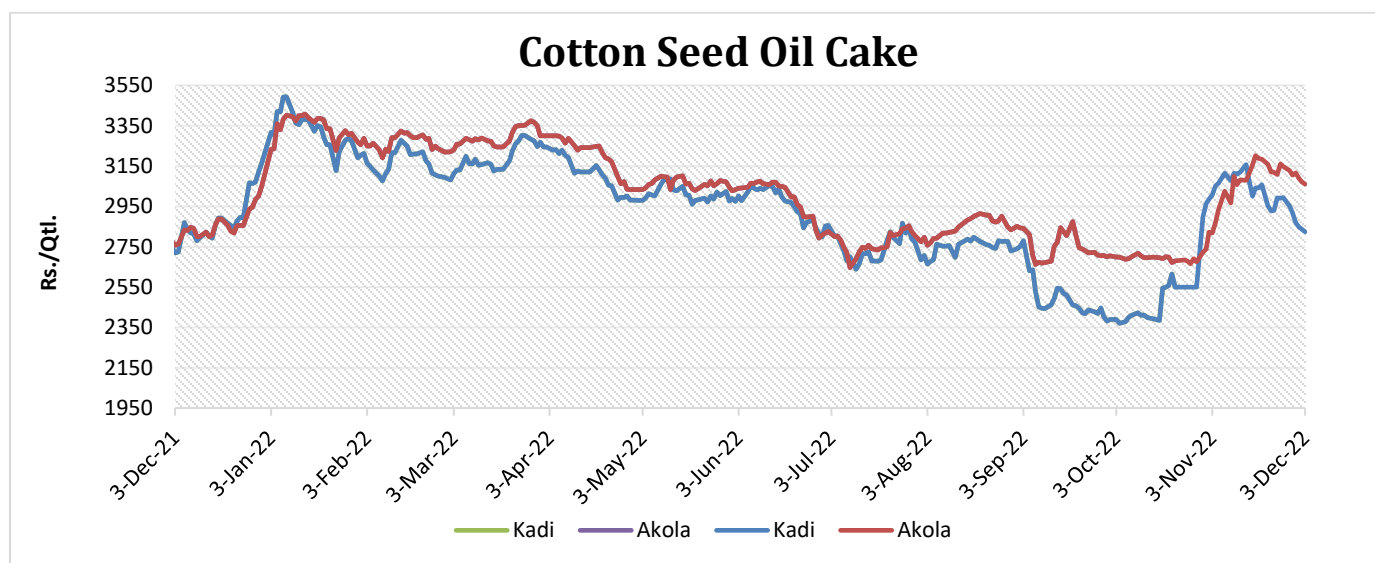


Cotton Seed Oil Cake weekly price Scenario

The average price of cottonseed oilcake in the Kadi market has decreased slightly due to limited demand as compared to previous week. Prices in Kadi were at Rs. 2874 per quintal from Rs. 2959 per quintal and in

Akola prices were at Rs. 3095 per quintal from Rs. 3133 per quintal the previous week. For the coming week we expect prices to remain weak.

Center	Weekly Average Price as on (Rs/quintal.)*		% Change
	03-Nov-22	25-Nov-22	
Kadi	2874	2959	-2.87
Akola	3095	3133	-1.22



Source: NCDEX

Price Forecast for the coming week

Months	Past Week	During the week	Coming week
Price per quintal at Rajkot (Average of the month)	8930	8750-9240	8650-9640

Stock Summary

Stock with Spinners	Stock with Government, MCX, MNC, Traders, Ginners etc	Total
26.00	5.50	31.50

International Market Scenario

According to the U.S. Crop progress report, as of 29th Nov, 2022. Overall 84 percent of the U.S Cotton Crop is harvested as compared to previous week 79 percent. During the previous season cotton harvested was around 84 percent.

Australian government has signed a free trade agreement with India to boost garment exports. As per the Apparel Export Promotion Council, the duty-free access to Australia under the trade pact will bring domestic exporters at par with global competitors and make local product competitive.

According to the USDA, World Agriculture Supply Demand Estimate Report, U.S. cotton production is expected to be higher by 1.5%, at 14.0 million bales, as a decrease in the Southwest is more than offset by increases elsewhere. Domestic mill use and exports are unchanged, and ending stocks are 200,000 bales higher at 3.0 million bales. The 2022-23 season average price for upland cotton is reduced 5 cents this month to 85 cents per pound.

The 2022-23 World cotton production is expected to be lower by 1.6 million bales, led by a 700,000-bale cut in Pakistan's crop as gin arrivals there signal the extent of damage from earlier precipitation and flooding. Unusually high precipitation is also driving a 500,000-bale reduction in Australia's 2022-23 crop, and in part accounts for a 630,000-bale decline in West Africa's expected output. Global cotton consumption is projected around 650,000 bales lower, with a 300,000-bale cut to mill use in both Pakistan and Bangladesh.

World trade is 400,000 bales lower, with import reductions for Bangladesh and China only partly offset by Pakistan's increase; West African exporters account for most of the decline in projected exports. At 87.3 million bales, world-ending stocks in 2022-23 are projected 600,000 bales lower than in October, but 1.6 million higher than the year before.

USDA Balance Sheet

World Cotton Balance Sheet			
	2020-21	2021-22#	2022-23*
Area Harvested	31,367	32,314	32,407
Yield	773	779	782
Opening Stock	98,393	86,754	85,640
Production	1,11,471	1,15,760	1,16,429
Imports	48,693	42,889	43,221
Exports	48,728	42,763	43,203
Domestic Consumption	1,23,075	1,17,000	1,14,820
Ending Stock	86,754	85,640	87,267

Source: USDA *Global projected 2022-23; #estimated 2021-22

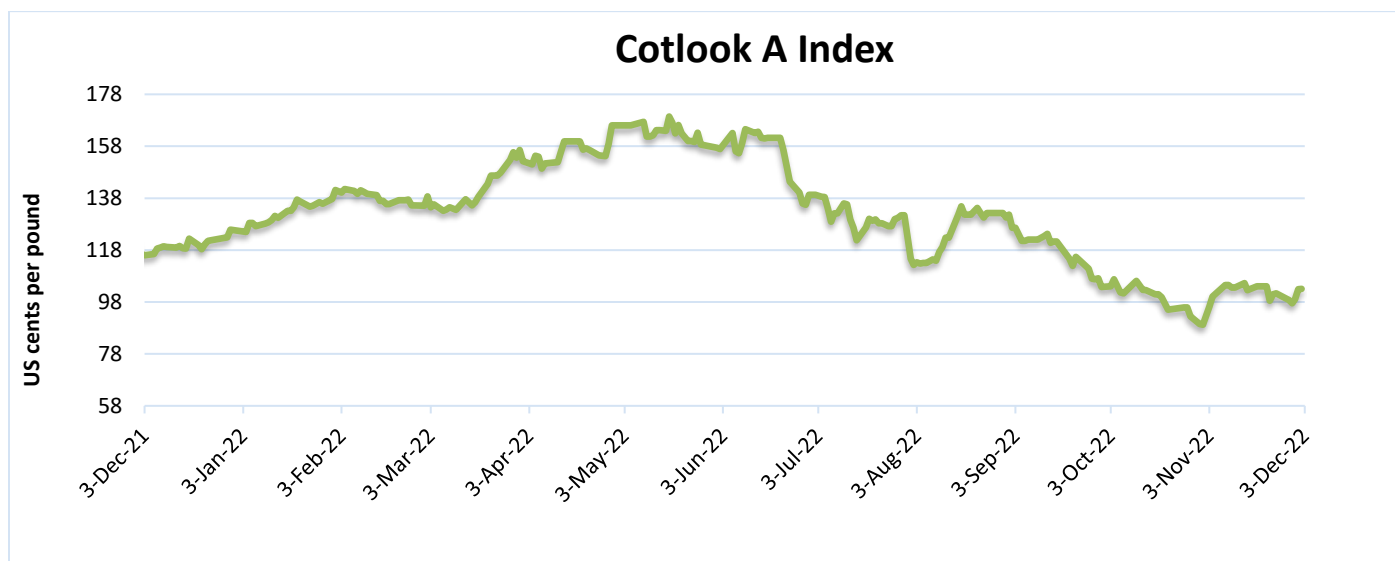
*Attribute Unit Description: Area in 1000 Ha; Yield of Cotton in Kg/Ha; Quantity of Cotton in 1000 480-lb Bales

Cotlook A Index

Cotlook A Index was lower this week. The Cotlook A Index was at 100.26 cents/lb lower as compared to the previous week.

Cotlook A Index	Weekly Average Price change as on		% Change
	02-Dec-22	24-Nov-22	
Prices	100.26	101.20	-0.93
Prices in US cents per Pound			

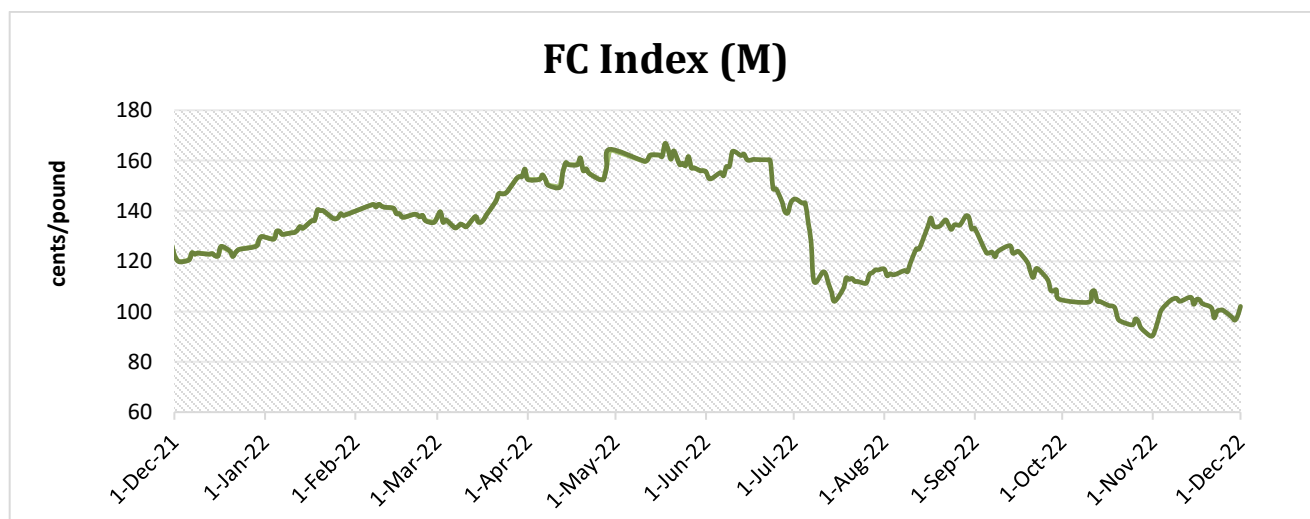
Source: Cotlook



China Cotton Index and Foreign Cotton Index

Cotton Index	Weekly Average Price as on		% Change
	01-Dec-22	25-Nov-22	
FC (S)	99.32	100.76	-1.43
FC (M)	98.63	100.03	-1.40
FC (L)	97.63	99.04	-1.42
Prices in US cents per Pound			

Source: China Cotton Association



Cotton Index	Weekly Average Price as on		% Change
	02-Dec-22	25-Nov-22	
CCIndex(328)	14981.20	15116.20	-0.89
CCIndex(527)	13506.40	13598.60	-0.68
CCIndex(229)	15307.60	15469.40	-1.05
Prices in Yuan per ton			

Source: China Cotton Association

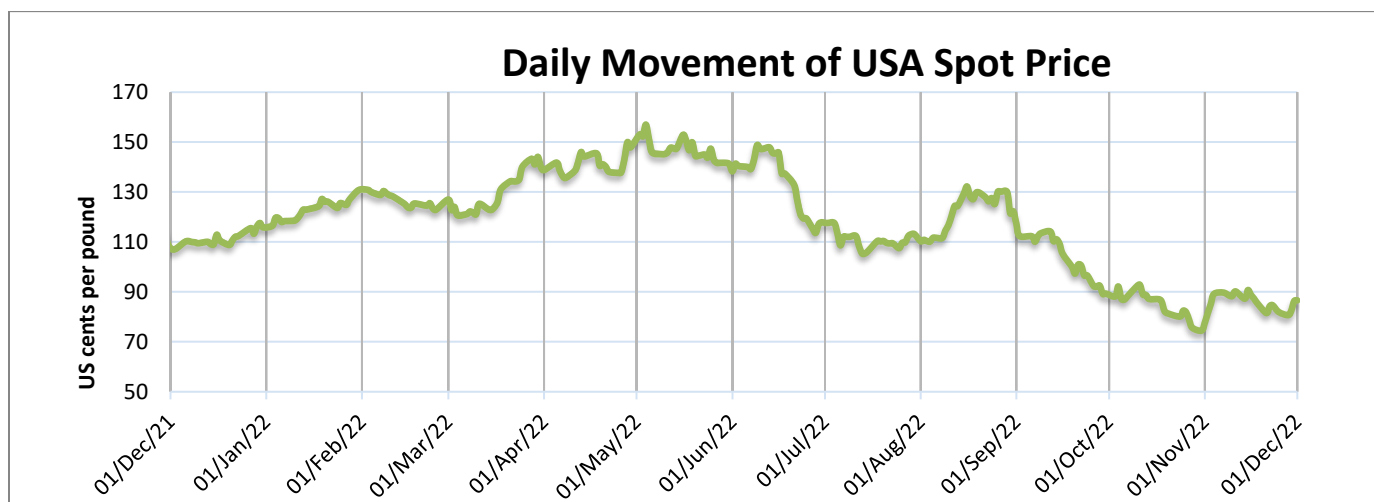


USA Spot Prices

U.S.A spot prices was at 83.59 cents per pound last week.

USA Spot Prices	Monthly Average Price as on		% Change
	01-Dec-22	23-Nov-22	
Prices	83.59	83.97	-0.45
Prices in US cents per Pound			

Source: USDA



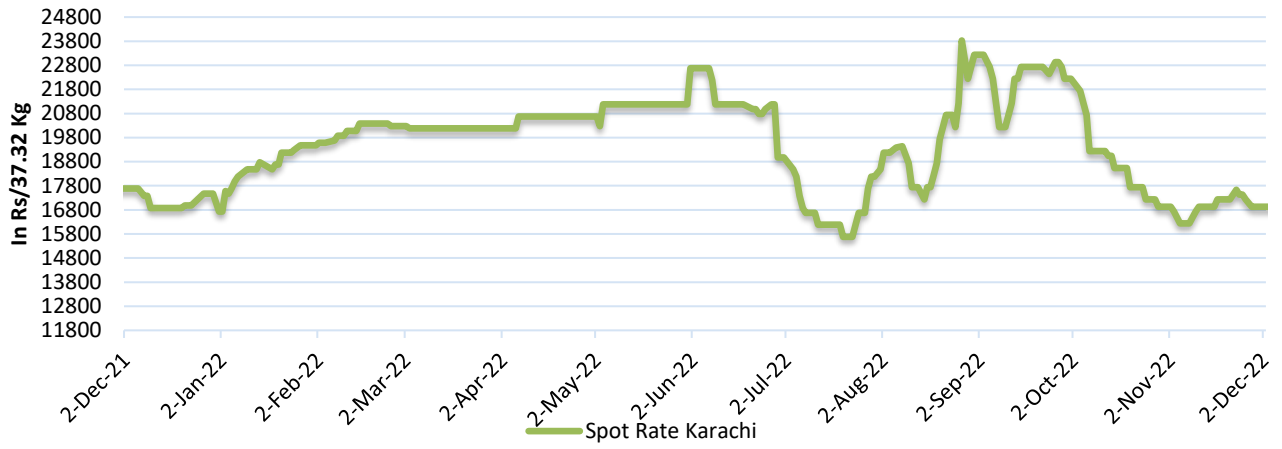
Pakistan Spot Prices

The Karachi spot price had decreased at Rs.16735/q from the previous week. With the expectation of lower production, and the overall cotton quality is expected to be affected.

Karachi Spot Prices	Weekly Average Price as on		% Change
	02-Dec-22	23-Nov-22	
Prices	16735	17202	-2.71
Prices in Rs per 37.32 Kg			



Spot Rate Karachi



Commodity: Cotton

Exchange: MCX

Contract: Dec

Expiry: Dec. 30, 2021

Cotton – Technical Outlook

Technical Chart:



Technical Commentary:

- As depicted in the above chart, market is currently trading at 31000 level.
- Technically, now Cotton has consolidated during the last week, although prices may take support at 32000 level.
- Market is currently above 9 DMA. RSI indicates slight buying strength.
- Overall, the prices are expected to remain range-bound in the coming weeks.

Intraday Supports & Resistances			S1	S2	PCP	R1	R2
Cotton	MCX	Dec	31200	31280	31600	31830	31950
Intraday Trade Call			Call	Entry	T1	T2	SL
Cotton	MCX	Dec	Sell	31610	31490	31390	31682

Commodity: Cotton seed oilcake
Exchange: MCX
Contract: Dec
Expiry: Dec. 30, 2021

Cottonseed Oilcake

Technical Chart:



Technical Commentary:

- As evident from the above chart, prices had corrected during the last week.
- Currently market is trading above 9 and 18 DMA, Resistance is likely to be at 2800 level.
- RSI indicating weak buying strength.
- Market is expected to firm in the coming week.

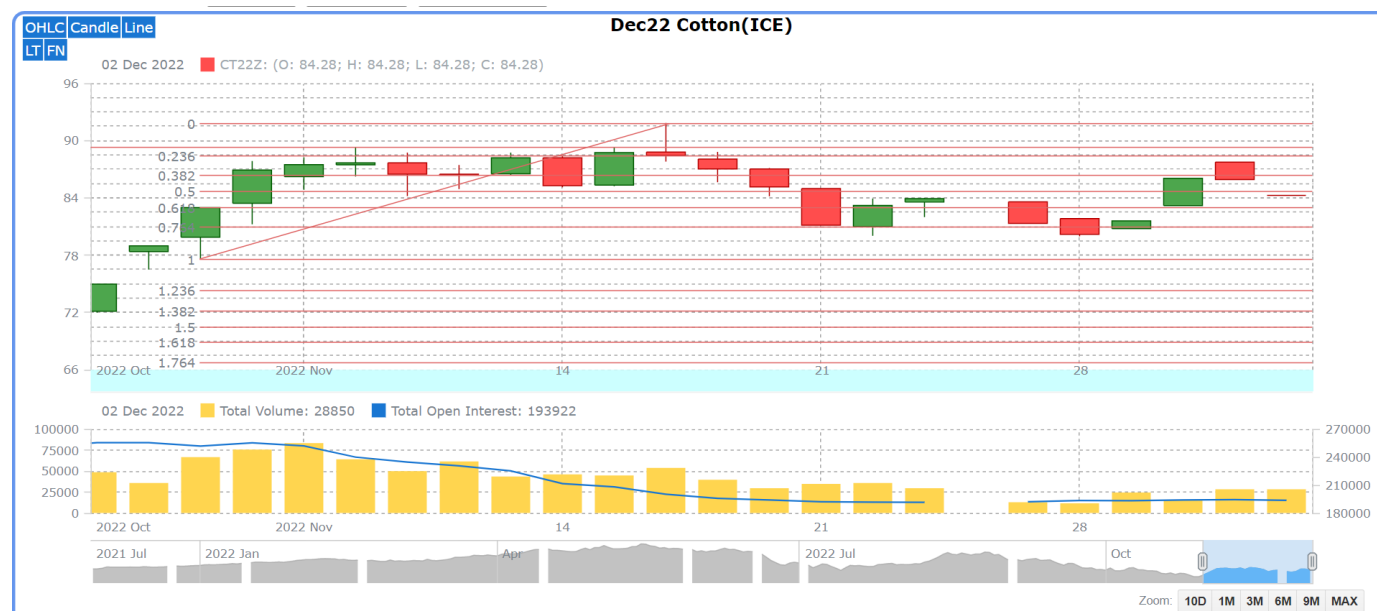
Intraday Supports & Resistances			S1	S2	PCP	R1	R2
Cottonseed oilcake	NCDEX	Dec	2590	2640	2706	2866	2881
Intraday Trade Call			Call	Entry	T1	T2	SL
Cottonseed oilcake	NCDEX	Dec	Sell	2716	2681	2656	2737

MCX Weekly Prices

MCX Cotton Futures		
Date	Nov-22	Dec-22
25-11-2022	68,822	65,329
02-12-2022	69,659	66,730
Changes in points	837	1401
% Change	1.22	2.75

Currencies Weekly Change					
Date	INR/USD	Dollar Index	INR/Yuan	Yuan/Dollar	USD/Yuan
25-11-2022	81.71	105.940	11.3879	0.1394	7.175
02-12-2022	81.44	104.44	11.593	0.142	7.024
Changes in points	-0.27	-1.50	0.205	0.003	-0.1508
% Change	-0.33	-1.42	1.80	2.15	-2.10

Technical Analysis of Cotton Future (Dec'22Contract) at ICE



- The Dec'22' contract remained up and intact.
- Total volume increased & Open Interest decreased compared to last month,

- We expect cotton prices to remain sideways in the coming month.

Expected Price Range During Coming week

Expected Trend	Expected Trading Band
Range bound	84-90

Expected Support and Resistance

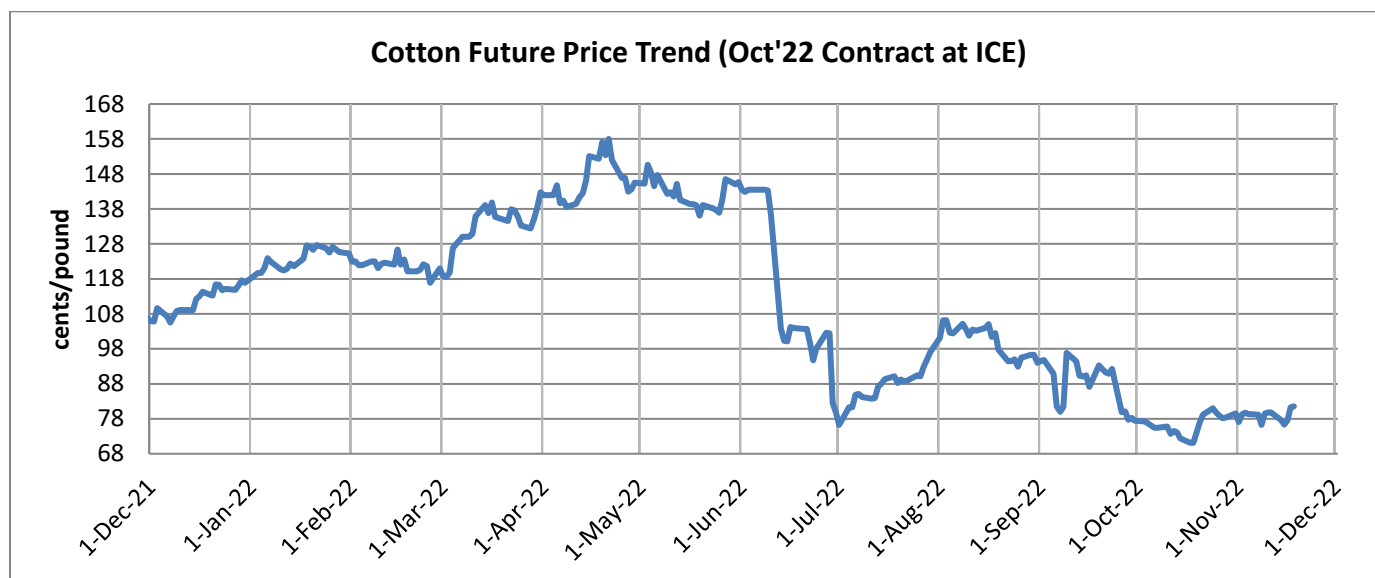
Support 1	Support 2	Resistance 1	Resistance 2
82	78	89	90

Figures in US cents/pound

Cotton Future Prices at ICE

Cotton Prices in Future Contract on ICE						Prices in cents/Lb	
Contracts	01-Dec-22	01-Nov-22	02-Sep-22	04-Jun-22	01-Dec-21	% Change over a month	% Change over previous year
Oct-22	81.58	71.08	108.39	126.66	90.86	14.77	-10.21
Dec-22	80.25	71.92	103.21	117.90	109.39	13.16	-26.64
Mar-23	84.85	71.64	100.14	113.45	104.19	18.44	-18.56
May-23	84.15	71.85	97.79	110.30	102.77	17.12	-18.12
Jul-23	83.37	71.98	94.45	138.18	100.67	15.82	-17.18

Future Price Trend (Active Contract):



Cotton Yarn

As per the market sources, In South India's cotton yarn market buying has improved due to the ongoing wedding season. Cotton yarn prices of some counts and varieties rose in Mumbai. Cotton prices were also high because of strong futures and limited arrival.

Cotton yarn prices in the Mumbai market had increased by Rs. 3 per kg for 60 and 44 counts. Improved buying has supported cotton yarn and other items in the textile value chain. In Mumbai, 60 count carded cotton yarn of warp and weft varieties were traded at Rs.1,710-1,760 and Rs.1,620-1,640 per 5 kg (GST extra), respectively. 60 combed warp was priced at Rs.362-367 per kg. 80 carded (weft) cotton yarn was sold at Rs.1,540-1,580 per 4.5 kg. 44/46 count carded cotton yarn (warp) was priced at Rs.315-320 per kg.

According to the commerce ministry data, cotton yarn exports from India were down by 71% in September 2022.

Cotton yarn exports have shrunk to US \$ 129.28 million in September'22 from US \$ 442.80 million a year ago. Cotton yarn shipments to Bangladesh are set to fall by 71.21% to USD 51.38 million in September 2022, while shipments to Egypt and Portugal were down by 57.55% and 79.24 % respectively. (year-on-year basis)

Cotton Prices at Key Spot Markets:

Commodity	Kapas		Weekly Average Prices (Rs./Quintal)		Change
State	Centre	Variety	28th Nov'22 to 03rd Dec'22	21st Nov'22 to 26th Nov'22	
Gujarat	Ahmedabad	Shankar-6	9070	9120	-50
	Gondal	Shankar-6	9020	8980	40
	Rajkot	B.T. Cotton	8930	8850	80
	Patan	B.T. Cotton	8943	9003	-61
	Kadi	B.T. Cotton	8983	9060	-77
	Deesa	B.T. Cotton	1636	1565	71
	Dhrol	B.T. Cotton	9021	9073	-52
Haryana	Bhiwani	B.T. Cotton	8690	8700	-10
	Bhiwani	Desi	9000	NA	-
	Adampur	B.T. Cotton	8633	8738	-104
	Fatehabad	B.T. Cotton	8489	8688	-199
	Jind	B.T. Cotton	3840	NA	-
	Uchana	B.T. Cotton	8691	8712	-21
	Dabwali	B.T. Cotton	8565	8740	-175
Rajasthan	Hanumangarh	B.T. Cotton	8800	8850	-50
	Rawatsar	B.T. Cotton	8778	8920	-143
Madhya Pradesh	Khandwa	Mech-1	9000	8900	100
	Khargaon	Mech-1	9040	9150	-110
Maharashtra	Amravati	Mech-1	9175	9350	-175
Uttar Pradesh	Hathras	B.T. Cotton	9833	9600	233
	Hathras	Desi	7600	7420	180
Telangana	Adilabad	Un-Ginned	8500	8447	53
Andhra Pradesh	Adoni	Un-Ginned	9120.5	9086	34
Karnataka	Bijapur	Bunny	9459	9396	62
	Hubli	D.C.H.	4688	3642	1046
	Raichur	H-44 Cotton	9067	7300	1767
Commodity	Lint		Prices (Rs./Maund of 37.32kg each)		Change
State	Centre	Variety	28th Nov'22 to 03rd Dec'22	21st Nov'22 to 26th Nov'22	
Punjab	Bhatinda	J-34	6783	6715	68
	Abohar	J-34	6783	6715	68
	Mansa	J-34	6650	6635	15
Haryana	Sirsa	J-34	6588	6520	68
Rajasthan	Sri-Ganganagar	J-34	6392	6345	47

Cotton Arrivals in Key Centers:

Commodity	Kapas		Weekly Sum Arrivals (Quintal)		Change
State	Centre	Variety	28th Nov'22 to 03rd Dec'22	21st Nov'22 to 26th Nov'22	
Gujarat	Ahmedabad	Shankar-6	229500	246500	-17000
	Gondal	Shankar-6	43900	43500	400
	Rajkot	B.T. Cotton	28700	27000	1700
	Patan	B.T. Cotton	86276	76650	9626
	Kadi	B.T. Cotton	110000	75000	35000
	Dhrol	B.T. Cotton	3245	3431	-186
Haryana	Bhiwani	B.T. Cotton	4300	3300	1000
	Adampur	B.T. Cotton	12920	6290	6630
	Fatehabad	B.T. Cotton	2965	750	2215
	Jind	B.T. Cotton	1105	NA	-
	Uchana	B.T. Cotton	1550	3200	-1650
	Dabwali	B.T. Cotton	1550	3200	-1650
Rajasthan	Hanumangarh	B.T. Cotton	11500	19000	-7500
	Rawatsar	B.T. Cotton	11500	19000	-7500
Madhya Pradesh	Khandwa	Mech-1	6800	3900	2900
	Khargaon	Mech-1	40200	14720	25480
Maharashtra	Amravati	Mech-1	22800	8300	14500
Uttar Pradesh	Hathras	B.T. Cotton	100	80	20
Telangana	Adilabad	Un-Ginned	172550	93011	79539
Andhra Pradesh	Adoni	Un-Ginned	16315	9572	6743
Karnataka	Bijapur	Bunny	34293	25756	8537
	Hubli	D.C.H.	94	42	52
	Raichur	H-44 Cotton	112	68	44
Commodity	Lint		Weekly Sum Arrivals (Quintal)		Change
State	Centre	Variety	28th Nov'22 to 03rd Dec'22	21st Nov'22 to 26th Nov'22	
	Abohar	J-34	3145	1870	1275
	Mansa	J-34	1530	1054	476
Haryana	Sirsa	J-34	4845	3774	1071
Rajasthan	Sri-Ganganagar	J-34	6000	13500	-7500

Week on Week Price: Scenario of Cotton:

Commodity	Kapas		Today	Week Ago	Month Ago	Year Ago
State	Centre	Variety	3-Dec-22	26-Nov-22	3-Nov-22	3-Dec-21
Gujarat	Ahmedabad	Shankar-6	9000	9375	9000	8250
	Gondal	Shankar-6	8955	9105	9130	8455
	Rajkot	B.T. Cotton	8950	8950	8750	8670
	Patan	B.T. Cotton	8875	9055	8730	8375
	Kadi	B.T. Cotton	8900	9100	8500	8200
	Deesa	B.T. Cotton	1608	1638	1627	1400
	Dhrol	B.T. Cotton	8890	9025	8860	8355
Haryana	Bhiwani	B.T. Cotton	8500	NR	NA	7500
	Bhiwani	Desi	NA	NR	NA	0
	Adampur	B.T. Cotton	8600	8850	Closed	8000
	Fatehabad	B.T. Cotton	8300	8800	8350	7900
	Jind	B.T. Cotton	NR	NA	NA	7800
	Uchana	B.T. Cotton	8690	8870	8175	7950
	Dabwali	B.T. Cotton	8515	8870	8440	8150
Rajasthan	Hanumangarh	B.T. Cotton	8800	8850	8600	8250
	Rawatsar	B.T. Cotton	8560	8900	8500	8400
Madhya Pradesh	Khandwa	Mech-1	Closed	Closed	8500	8100
	Khargaon	Mech-1	Closed	Closed	8405	8405
Maharashtra	Amravati	Mech-1	9000	9200	Closed	8125
Uttar Pradesh	Hathras	B.T. Cotton	9800	9800	7500	7000
	Hathras	Desi	7500	7200	7200	7200
Telangana	Adilabad	Un-Ginned	8450	8700	8060	7680
Andhra Pradesh	Adoni	Un-Ginned	9080	9201	NA	8259
Karnataka	Bijapur	Bunny	NA	NA	9393	8797
	Raichur	H-44 Cotton	9000	NA	9100	NA
Commodity	Lint		Today	Week Ago	Month Ago	Year Ago
State	Centre	Variety	3-Dec-22	26-Nov-22	3-Nov-22	3-Dec-21
Punjab	Bhatinda	J-34	6725	6800	6300	6300
	Abohar	J-34	6725	6825	6300	6325
	Mansa	J-34	6600	6750	6350	6320
Haryana	Sirsa	J-34	6525	6625	6250	6160
Rajasthan	Sri-Ganganagar	J-34	NA	6392	6110	5922

Cotton Arrivals in Key Centers:

Commodity	Kapas		Arrivals (Quintal)	Arrivals (Quintal)	Arrivals (Quintal)	Arrivals (Quintal)
State	Centre	Variety	3-Dec-22	26-Nov-22	3-Nov-22	3-Dec-21
Gujarat	Ahmedabad	Shankar-6	51000	42500	25500	51000
	Gondal	Shankar-6	8850	8800	8650	7250
	Rajkot	B.T. Cotton	4600	6400	3000	2900
	Patan	B.T. Cotton	13445	16545	12010	8583
	Kadi	B.T. Cotton	15000	15000	40000	5000
	Dhrol	B.T. Cotton	585	654	369	390
Haryana	Bhiwani	B.T. Cotton	700	NR	0	800
	Adampur	B.T. Cotton	2210	2054	Closed	2040
	Fatehabad	B.T. Cotton	600	250	100	800
	Jind	B.T. Cotton	NR	0	0	1360
	Uchana	B.T. Cotton	750	600	700	2300
	Dabwali	B.T. Cotton	750	600	700	2300
Rajasthan	Hanumangarh	B.T. Cotton	4000	7000	3000	7000
	Rawatsar	B.T. Cotton	4000	7000	3000	7000
Madhya Pradesh	Khandwa	Mech-1	Closed	Closed	600	1200
	Khargaon	Mech-1	Closed	Closed	10900	1000
Maharashtra	Amravati	Mech-1	5000	3000	Closed	9000
Uttar Pradesh	Hathras	B.T. Cotton	NA	NA	60	50
	Hathras	Desi	NA	NA	0	25
Telangana	Adilabad	Un-Ginned	54870	15238.8	8668.4	32040.8
Andhra Pradesh	Adoni	Un-Ginned	4244	NA	NA	5743
Karnataka	Bijapur	Bunny	NA	NA	7579	5787
	Raichur	H-44 Cotton	17	0	22	0
Commodity	Lint		Arrivals (Quintal)	Arrivals (Quintal)	Arrivals (Quintal)	Arrivals (Quintal)
State	Centre	Variety	3-Dec-22	26-Nov-22	3-Nov-22	3-Dec-21
	Abohar	J-34	680	510	425	1360
	Mansa	J-34	340	255	51	1190
Haryana	Sirsa	J-34	1020	850	425	2040
Rajasthan	Sri-Ganganagar	J-34	NA	3000	2500	6000

Cotton Association of India Spot Rates:

Trade Name	Staple	Micronaire	Strength/ GPT	Weekly Average Prices		+/- Change
				28th Nov'22 to 03rd Dec'22	21st Nov'22 to 26th Nov'22	
Bengal Deshi (RG)/Assam Comilla (101)	Below 22mm	5.0 - 7.0	15	64120	63100	1020
Bengal Deshi (SG)(201)	Below 22mm	5.0 - 7.0	15	64820	63800	1020
J-34(202)	26mm	3.5 - 4.9	23	63083	62550	533
Shankar-6(105)	29mm	3.5 - 4.9	28	68067	67100	967
Bunny/ Brahma(105)	31mm	3.5 - 4.9	30	69967	68600	1367
DCH-32(107)	34mm	3.0 - 3.8	33	75000	75000	Unch

Cotton Yarn Prices:

Cotton Yarn Prices	2-Dec-22	1-Dec-22	Change	2-Dec-22	1-Dec-22	Change
Varietiy	Prices FOB ,USD			Prices Kg Indian Port		
Ne 20/1 Carded Hosiery Yarn	3.13	3.13	Unch	254	254	Unch
Ne 20/1 Combed Hosiery Yarn	3.25	3.25	Unch	264	264	Unch
Ne 21/1 Carded Weaving Yarn	3.13	3.13	Unch	254	254	Unch
Ne 26/1 Combed Hosiery Yarn	3.34	3.34	Unch	271	271	Unch
Ne 30/1 Carded Hosiery Yarn	3.29	3.29	Unch	267	267	Unch
Ne 30/1 Combed Hosiery Yarn	3.41	3.41	Unch	277	277	Unch
Ne 32/1 Carded Weaving Yarn	3.37	3.37	Unch	274	274	Unch
Ne 34/1 Combed Hosiery Yarn	3.62	3.62	Unch	294	294	Unch
Ne 40/1 Combed Hosiery Yarn	3.8	3.8	Unch	309	309	Unch
Ne 40/1 Carded Weaving Yarn	3.56	3.56	Unch	289	289	Unch
Ne 30/2 Carded Hosiery Yarn	3.56	3.56	Unch	289	289	Unch
Ne 32/2 Combed Knitting Yarn	3.99	3.99	Unch	324	324	Unch
Ne 32/2 Carded Hosiery Yarn	3.62	3.62	Unch	294	294	Unch
Ne 40/2 Combed Hosiery Yarn	4.42	4.42	Unch	359	359	Unch
Ne 30/1 Combed Compact Weaving Yarn	3.62	3.62	Unch	294	294	Unch
Ne 40/1 Combed Compact Weaving Yarn	4.05	4.05	Unch	329	329	Unch
Ne 50/1 Combed Compact Weaving Yarn	4.42	4.42	Unch	359	359	Unch
Ne 16/1 Open End Yarn	2.33	2.33	Unch	189	189	Unch
Ne 21/1 Open End Yarn	2.51	2.51	Unch	204	204	Unch
Ne 24/1 Open End Yarn	2.82	2.82	Unch	229	229	Unch

Disclaimer

The information and opinions contained in the document have been compiled from sources believed to be reliable. The company does not warrant its accuracy, completeness and correctness. Use of data and information contained in this report is at your own risk. This document is not, and should not be construed as, an offer to sell or solicitation to buy any commodities. This document may not be reproduced, distributed or published, in whole or in part, by any recipient hereof for any purpose without prior permission from the Company. IASL and its affiliates and/or their officers, directors and employees may have positions in any commodities mentioned in this document (or in any related investment) and may from time to time add to or dispose of any such commodities (or investment). Please see the detailed disclaimer at © 2022 Indian Agribusiness Systems Ltd.