

COTTON WEEKLY RESEARCH REPORT13th February 2023**Domestic market summary****Major Market Highlights:**

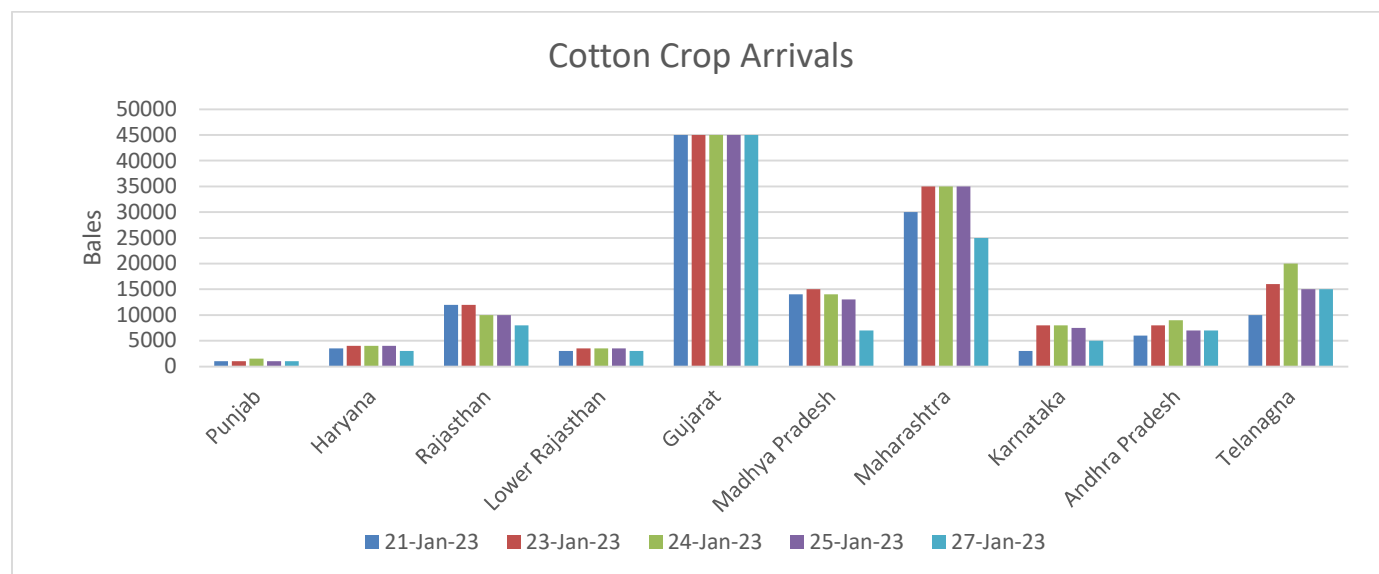
Cotton daily arrivals had decreased during the last week and were at around 40,000-60,000 bales per day. Overall weather is favorable for the cotton crop. However, there is report of lower crop expectations from northern India. The staple length is expected to be shorter in this season from Punjab, Haryana and Rajasthan. Cottonseed prices were bearish during the last week. Cottonseed arrivals is likely to decrease in the coming week.

The situation of Ginners improved in most of the region. Cotton yarn prices are stable although demand has improved during the last week. Ginning factories are working with 50 percent capacity till last week. Cottonseed oilcake prices remained bearish during the last week.

Domestic Market Scenario:

- As per the Cotton Association of India latest estimate of the cotton crop for 2022-23 season. The CAI has reduced its cotton crop estimate at 330.50 lakh bales from the previous 339.75 lakh bales.
- The cotton supply estimated by the CAI till end of the cotton season 2022-23 i.e. upto 30th September 2023 is 374.39 lakh bales. The total cotton supply consists of the opening stock of 31.89 lakh bales at the beginning of the cotton season on 1st October 2022, crop for the season estimated at 330.50 lakh bales and the imports for the season estimated by the CAI at the same level i.e. at 12 lakh bales.
- The domestic consumption for the season is estimated at 300 lakh bales. The exports for the season have been estimated at 30.00 lakh bales i.e. at the same level as estimated previously. The exports estimate for the previous cotton season 2021-22 was 43 lakh bales. The carry-over stock which was earlier estimated at 53.64 lakh bales is now estimated at 44.39 lakh bales.

New Cotton Crop Arrival & Prices:

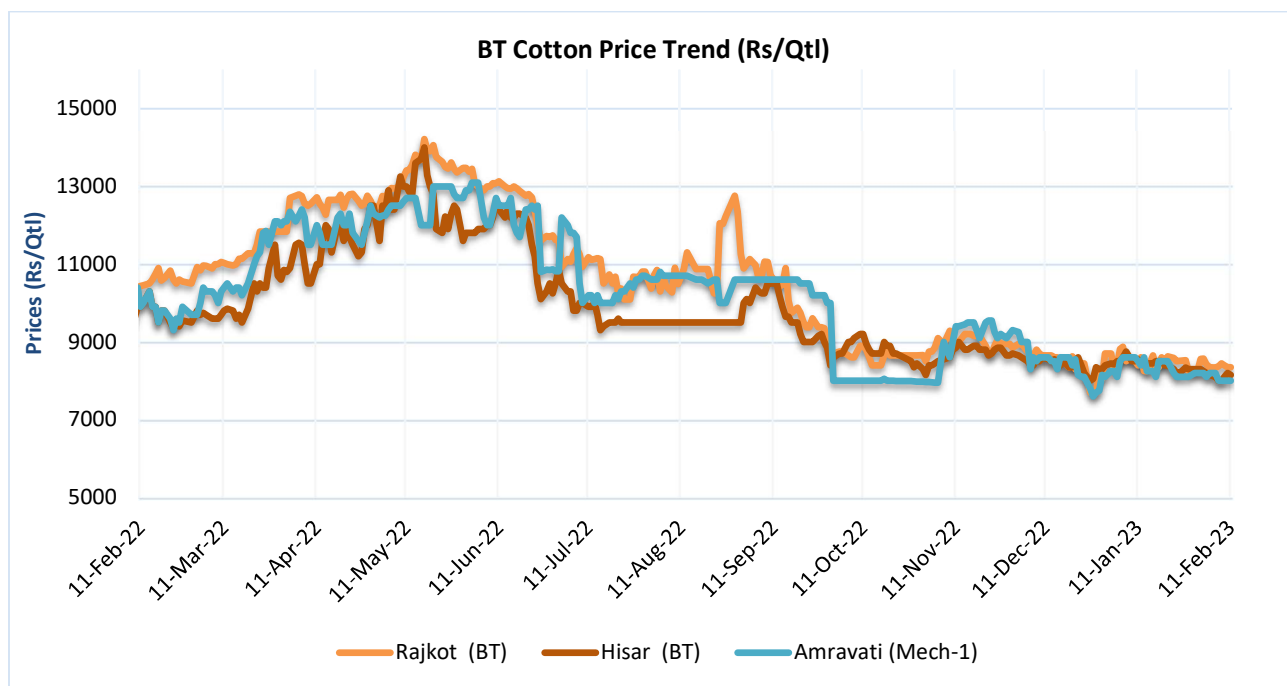


All India Cotton Arrivals 2022-23	
This Week	9.50 Lakh Bales
Cumulative Arrival	115 Lakh Bales
Cotton Consumption	83 Lakh Bales
Exports	2,50,000 Bales
Import	5,50,000 Bales

Domestic Cotton Prices Scenario

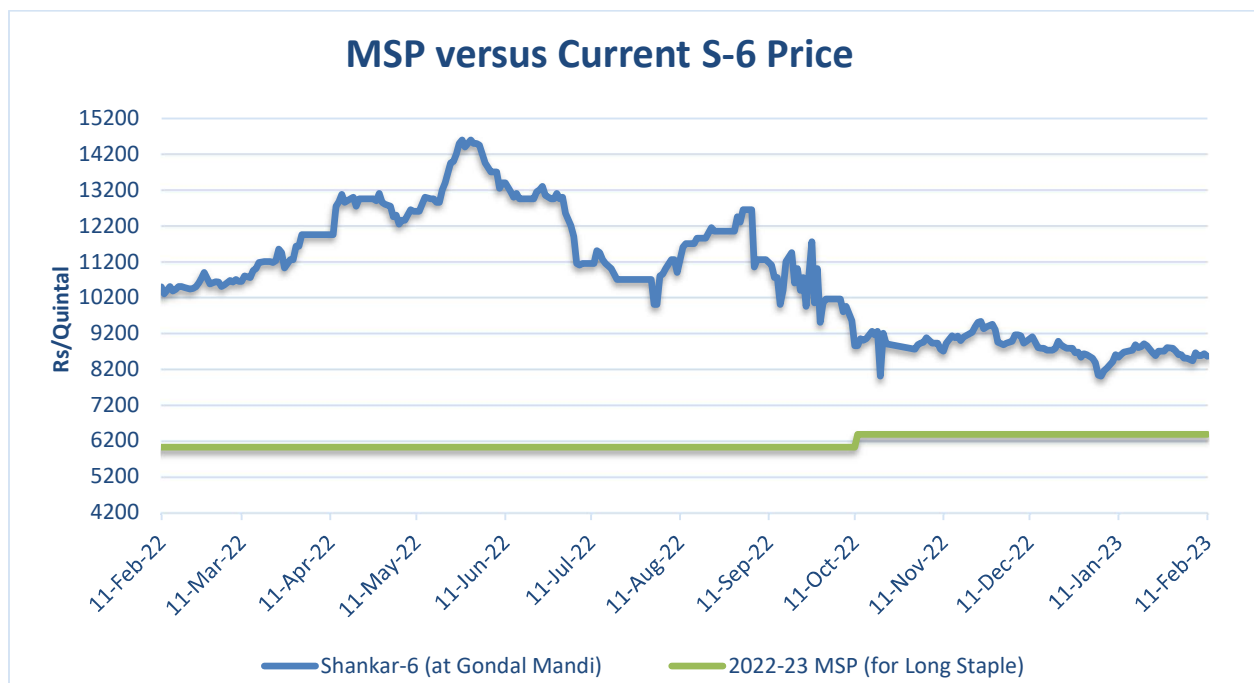
Kapas (Raw Cotton) Weekly Price Scenario

Weekly Price Review: Weekly BT Cotton average prices at Rajkot stood lower at Rs. 8,377/Qtl compared to previous week's Rs. 8,401/Qtl. Cotton prices at Amravati traded at Rs. 8,033 per quintal whereas prices in Hisar were lower at Rs. 8,092 per quintal during the past week. Prices have decreased in anticipation of good production estimation and lesser demand.



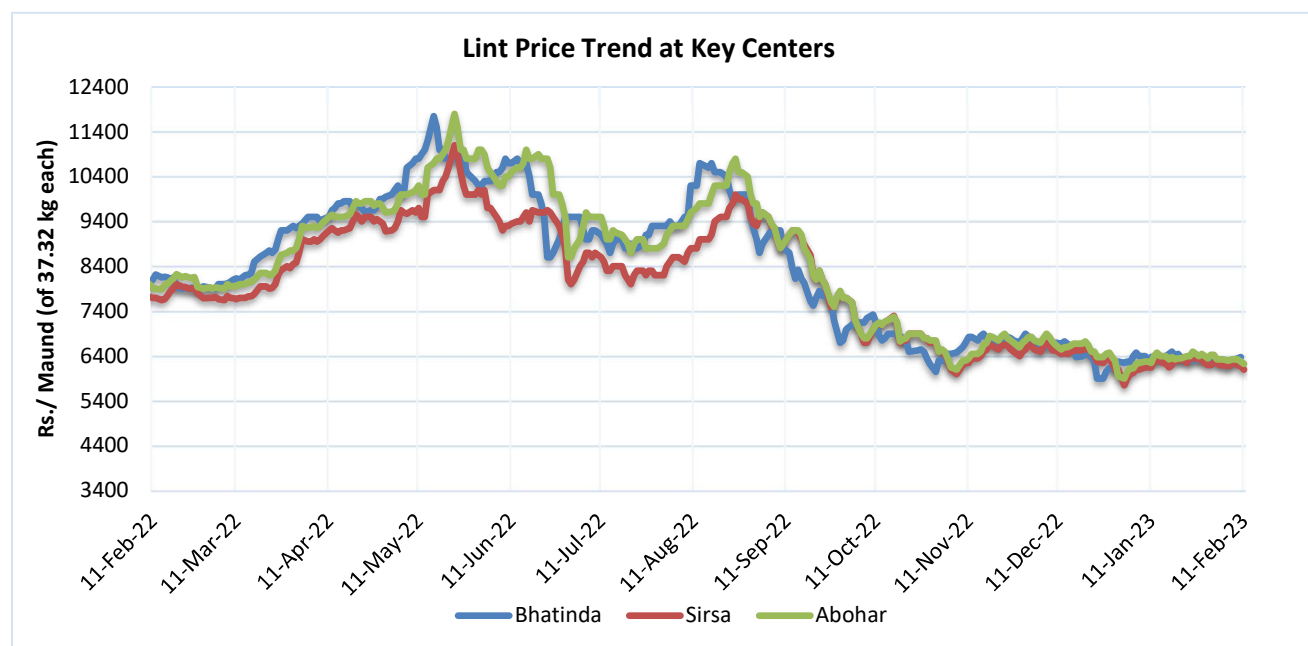
Spot Price Comparison

Cotton shanker-6 at Gondal market traded slightly lower at Rs. 8,293 per quintal against the minimum support price of Rs. 6,380 per quintal.



Lint price Outlook

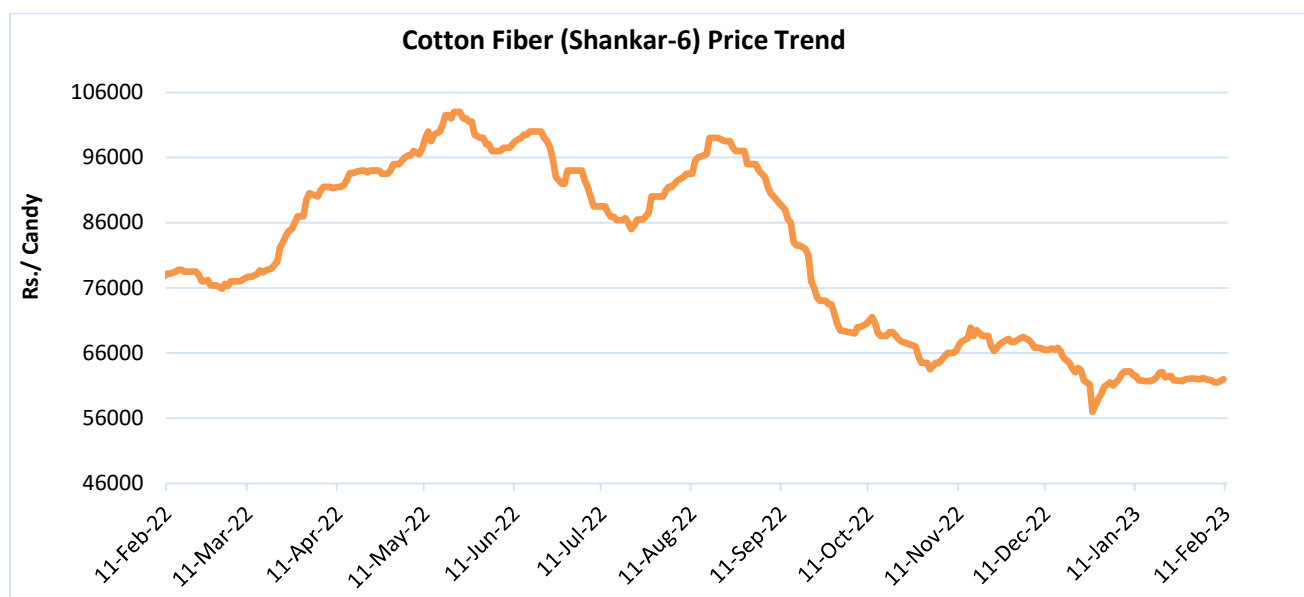
The average price stood slightly lower at Rs. 6296/maund this week compared to Rs. 6313/maund previous week in Abohar, in Bhatinda prices were lower at Rs. 6296/maund, and lower in Sirsa also at Rs. 6188/maund from Rs. 6204/maund previous week.



Source: Agriwatch

Cotton Fiber price Outlook

The average cotton fiber (Shankar-6) prices of premium quality have become lower and is currently at Rs.61,767/candy and is likely to remain rangebound in the coming weeks.



Source: Cotton Association of India (CAI)

Cotton Seed Oil and Cotton Seed Oil Cake

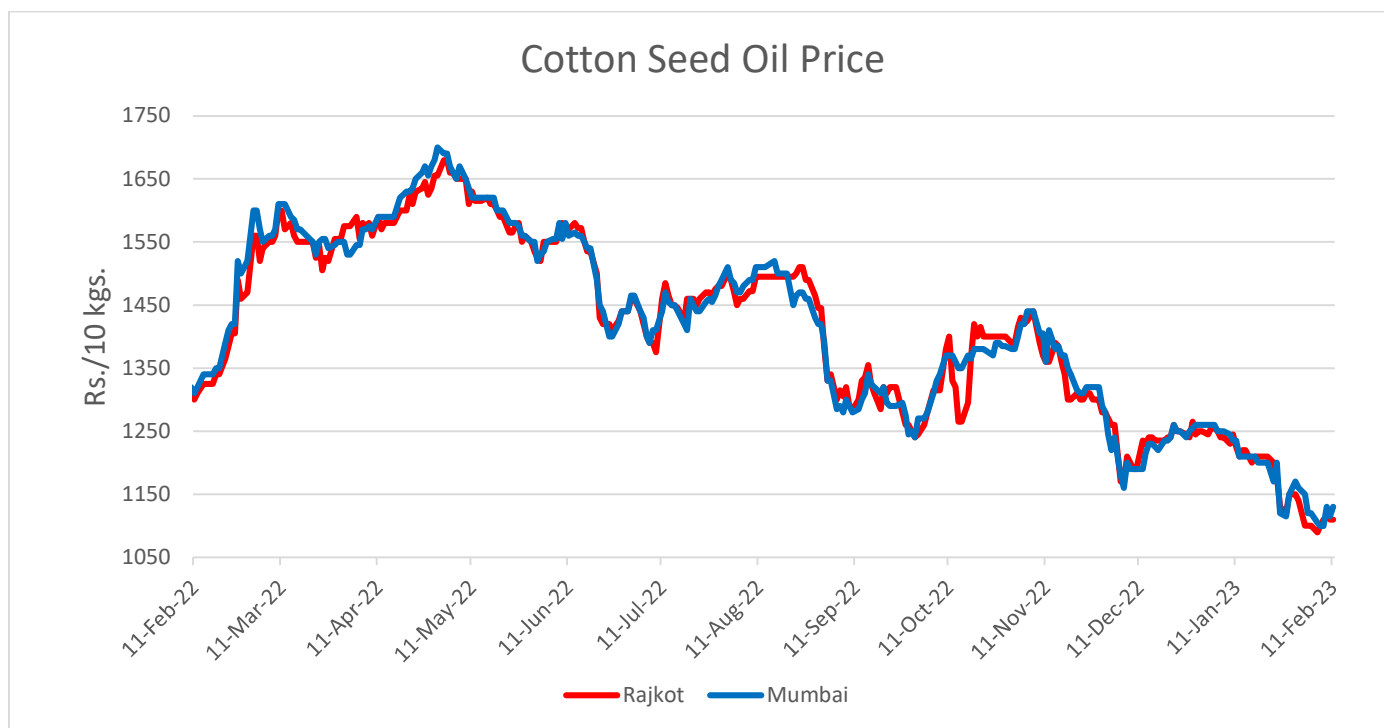
Cotton Seed Oil weekly

Price Scenario

Cottonseed oil prices have shown a weak trend across the major centers during the week ending on 11th Feb'23.

Center	Weekly Average Price as on (Rs/10 kg.)		% Change
	11-Feb-23	04-Feb-23	
Rajkot	1105	1118	-1.19
Hyderabad	1200	1200	0
Mumbai	1114	1146	-2.78

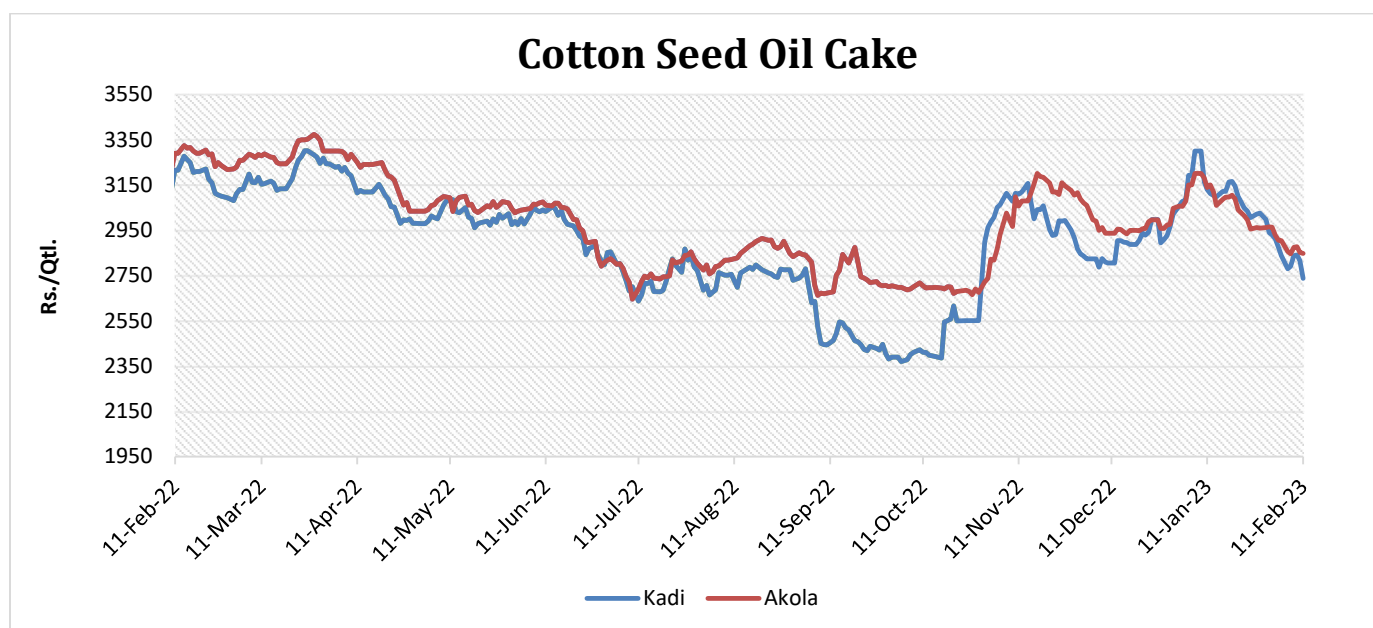
Source: Agriwatch



Cotton Seed Oil Cake weekly price Scenario

The average price of cottonseed oilcake in the Kadi market has decreased due to limited demand as compared to previous week. Prices in Kadi were at Rs. 2800 per quintal from Rs. 2915 per quintal and in Akola prices were at Rs. 2859 per quintal from Rs. 2938 per quintal the previous week. For the coming week we expect prices to remain rangebound.

Center	Weekly Average Price as on (Rs/quintal.) *		% Change
	11-Feb-23	04-Feb-23	
Kadi	2800	2915	-3.95
Akola	2859	2938	-2.70



Source: NCDEX

Price Forecast for the coming week

Months	Past Week	During the week	Coming week
Price per quintal at Rajkot (Average of the month)	8504	8500-8840	8650-9640

Stock Summary

Stock with Spinners	Stock with Government, MCX, MNC, Traders, Ginners etc	Total
40.00	16.50	56.50

International Market Scenario

According to USDA WASDE January report, the 2022-23 U.S. Cotton Production is estimated 438,000 bales higher, at 14.7 million bales, with yield at 947 pounds per acre, which is higher by 9 % from the December estimate. Exports are forecast 250,000 bales lower, at 12.0 million, with both projected world trade and the U.S. share slightly lower this month. Ending stocks are higher by 700,000 bales to 4.2 million, equal to 30 percent of projected use.

World cotton production is forecasted at 330,000 bales lower than it was in December as lower production in India more than offsets gains in the United States and Brazil. Projected world consumption is 850,000 bales lower this month, at 110.9 million bales.

India's 2022-23 consumption is estimated 500,000 bales lower, with smaller declines for Indonesia and Vietnam. Projected world trade is down by 600,000 bales, to 41.7 million, as projected exports from the United States, India, and Argentina decline. Imports by China, Indonesia, and Vietnam are also projected lower.

USDA Balance Sheet

World Cotton Balance Sheet			
	2020-21	2021-22#	2022-23*
Area Harvested	31,366	32,313	31,916
Yield	773	779	787
Opening Stock	98,406	86,733	85,340
Production	1,11,489	1,15,715	1,15,396
Imports	48,693	42,889	41,626
Exports	48,726	42,863	41,656
Domestic Consumption	1,23,129	1,17,134	1,10,773
Ending Stock	86,733	85,340	89,933

Source: USDA *Global projected 2022-23; #estimated 2021-22

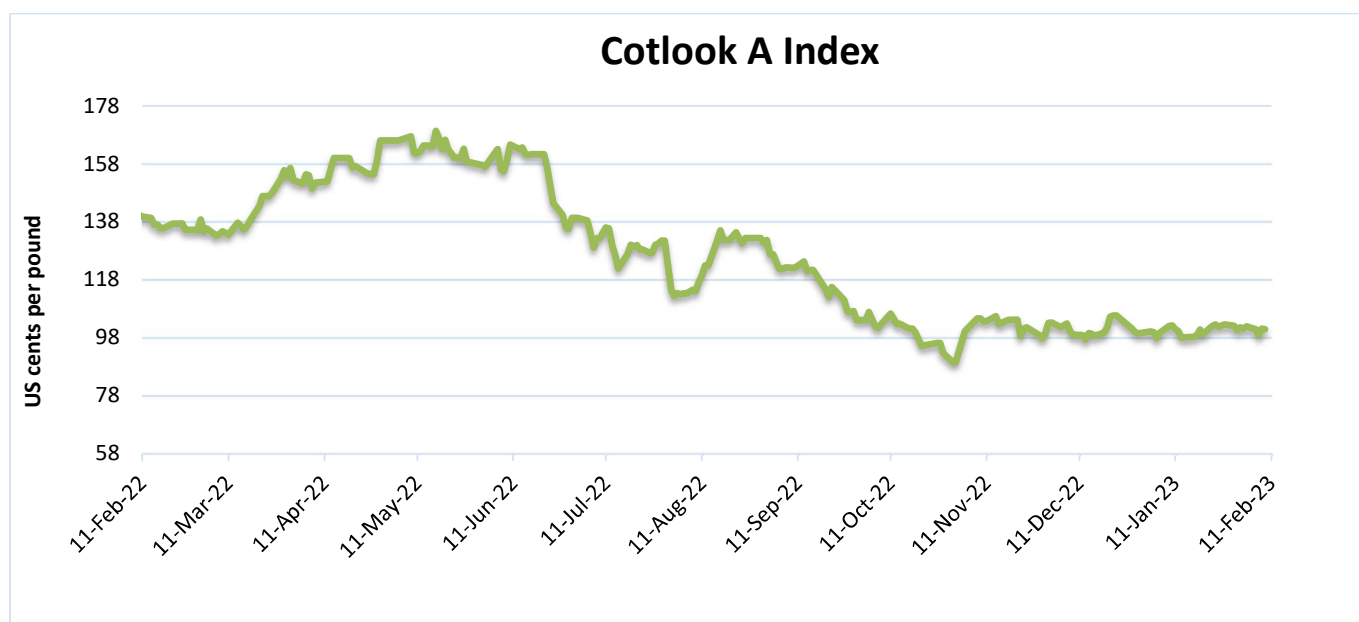
*Attribute Unit Description: Area in 1000 Ha; Yield of Cotton in Kg/Ha; Quantity of Cotton in 1000 480-lb Bales

Cotlook A Index

Cotlook A Index was lower this week. The Cotlook A Index was at 100.58 cents/lb, lower by 0.69% as compared to the previous week.

Cotlook A Index	Weekly Average Price change as on		% Change
	09-Feb-23	03-Feb-23	
Prices	100.58	101.28	-0.69
Prices in US cents per Pound			

Source: Cotlook



China Cotton Index and Foreign Cotton Index

Cotton Index	Weekly Average Price as on		% Change
	10-Feb-23	03-Feb-23	
FC (S)	101.32	102.13	-0.79
FC (M)	100.50	101.32	-0.81
FC (L)	99.50	100.30	-0.80
Prices in US cents per Pound			

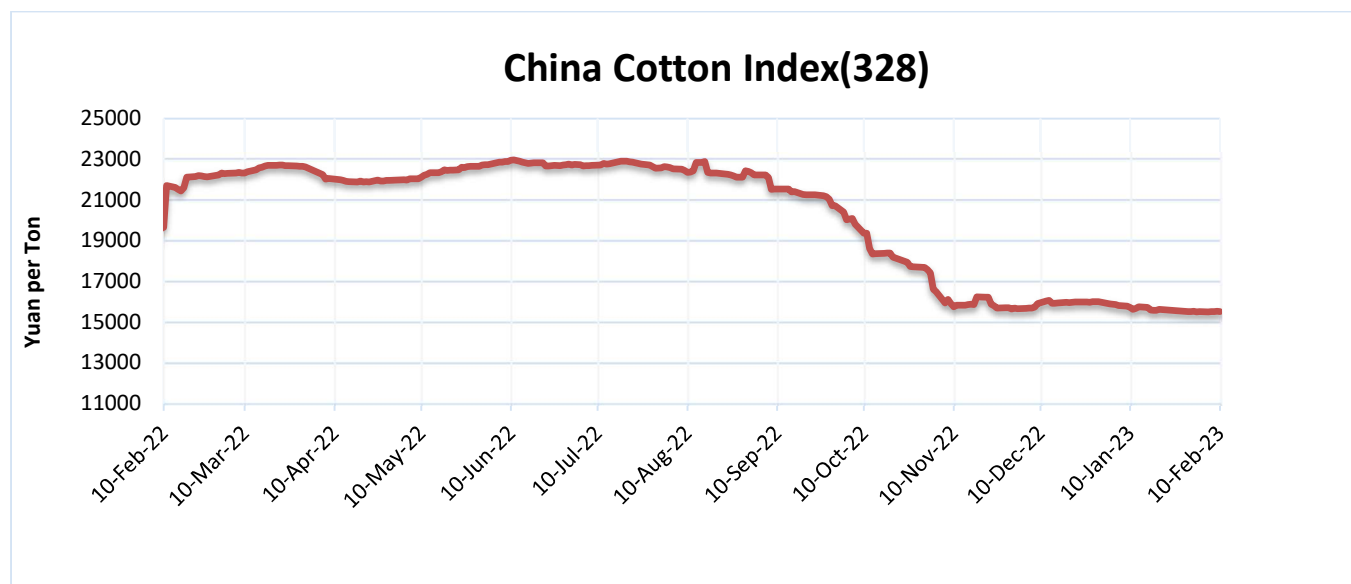
Source: China Cotton Association

FC Index (M)



Cotton Index	Weekly Average Price as on		% Change
	10-Feb-23	03-Feb-23	
CCIndex(328)	15939.80	15906.40	0.21
CCIndex(527)	14412.60	14310.20	0.72
CCIndex(229)	16172.60	16116.60	0.35
Prices in Yuan per ton			

Source: China Cotton Association

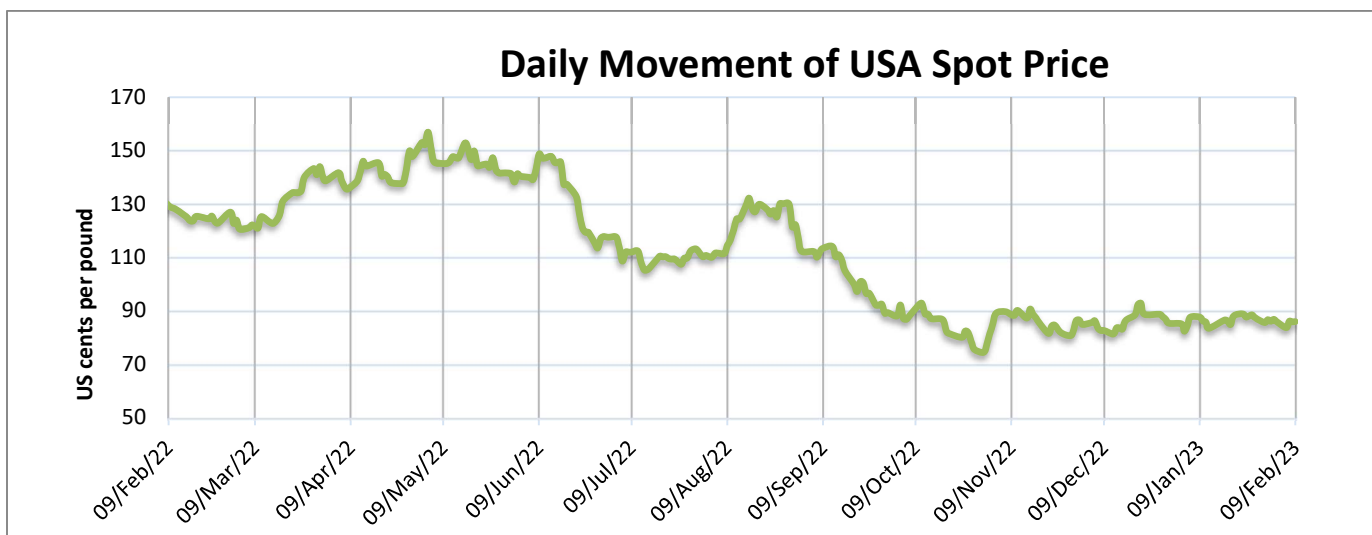


USA Spot Prices

U.S.A spot prices was at 85.54 cents per pound last week.

USA Spot Prices	Monthly Average Price as on		% Change
	09-Feb-23	03-Feb-23	
Prices	85.54	89.98	-2.50
Prices in US cents per Pound			

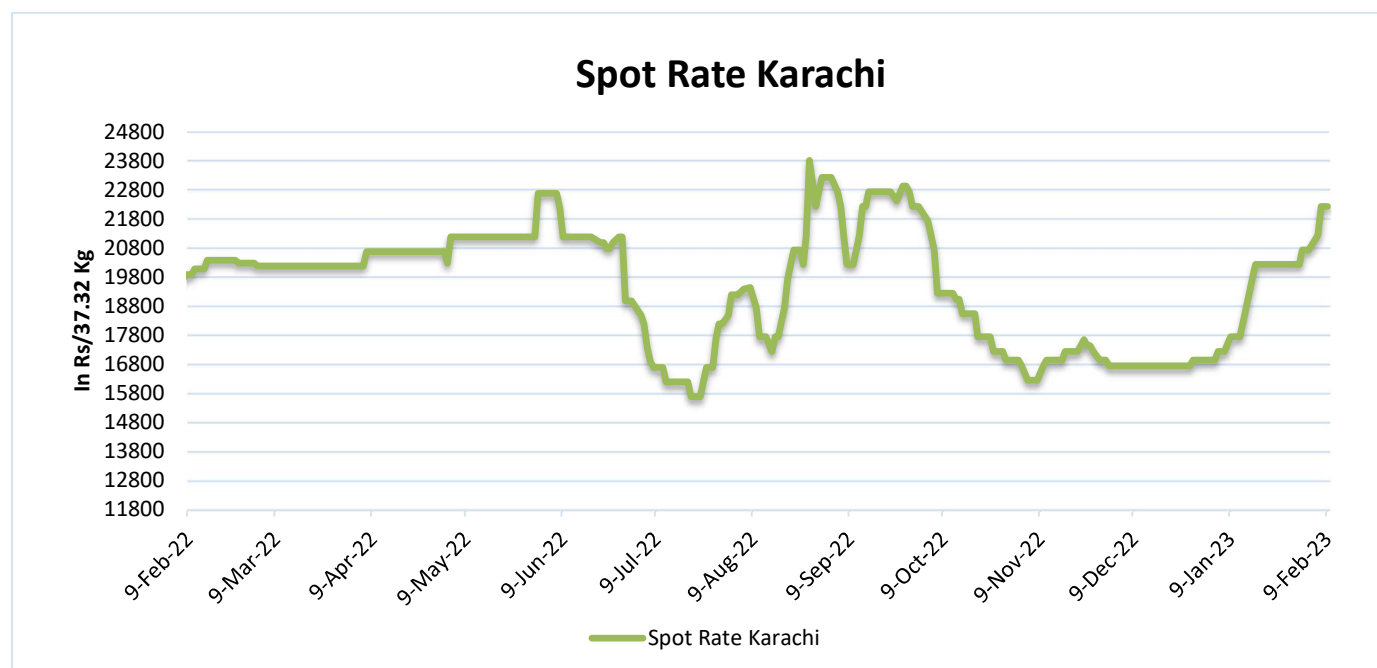
Source: USDA



Pakistan Spot Prices

The Karachi spot price went higher at Rs. 22235/q from the previous week. Prices have increased mainly due to improved demand and lower production anticipation in Pakistan.

Karachi Spot Prices	Weekly Average Price as on		% Change
	9-Feb-23	3-Feb-23	
Prices	22235	21735	9.00
Prices in Rs per 37.32 Kg			



Commodity: Cotton seed oilcake

Exchange: MCX

Contract: Feb

Expiry: Feb 28, 2023

Cottonseed Oilcake

Technical Chart:



Technical Commentary:

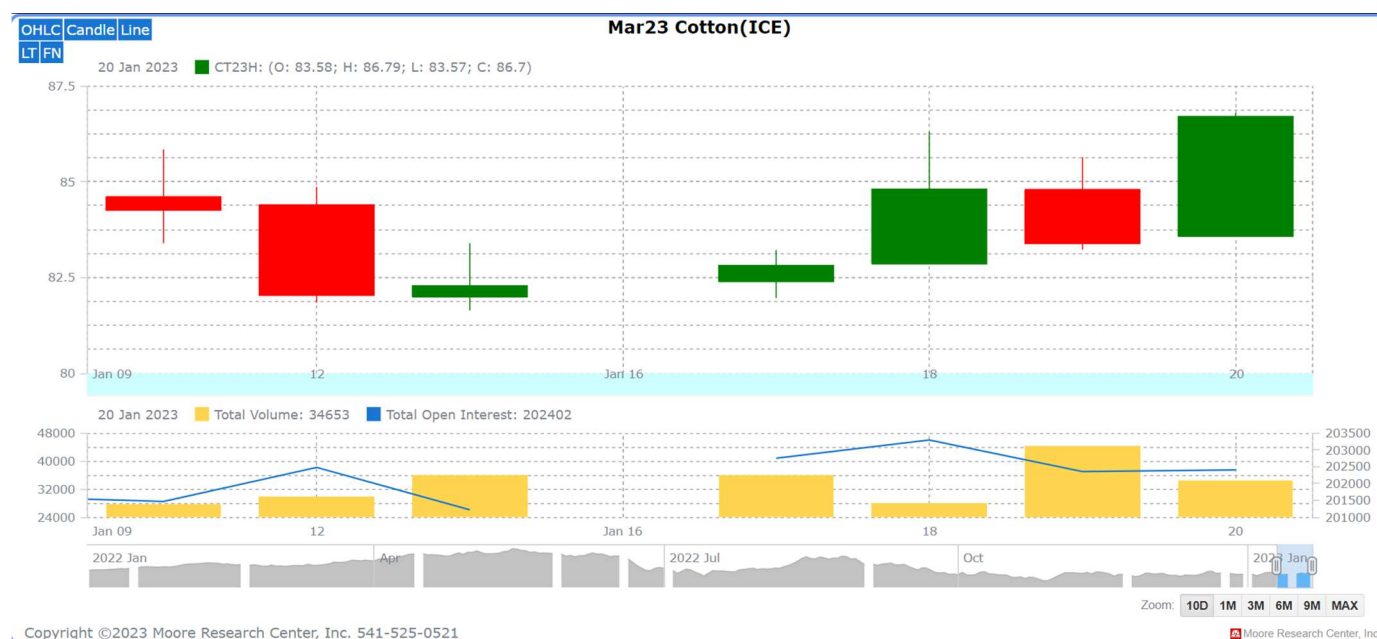
- As evident from the above, overall trend remained downward. Prices have corrected during the last week, but may take support at 2800 and can retrace back.
- Currently trading above 18, and 9 DMA. RSI indicates slightly weak buying strength.
- Market is expected further to remain rangebound to weak in the coming week.

Intraday Supports & Resistances			S1	S2	PCP	R1	R2
Cottonseed oilcake	NCDEX	Jan	2736	2786	2852	3012	3027
Intraday Trade Call			Call	Entry	T1	T2	SL
Cottonseed oilcake	NCDEX	Jan	Sell	2862	2827	2802	2883

Currencies Weekly Prices

Currencies Weekly Change					
Date	INR/USD	Dollar Index	INR/Yuan	Yuan/Dollar	USD/Yuan
13-01-2023	81.28	101.96	12.126	0.149	6.703
20-01-2023	80.99	101.74	11.937	0.147	6.783
Changes in points	-0.29	-0.22	-0.18	-0.0018	0.0808
% Change	-0.36	-0.22	-1.56	-1.21	1.21

Technical Analysis of Cotton Future (Mar'23 Contract) at ICE



- The Mar'23 contract remained up and intact.
- Total volume increased & Open Interest slightly increased compared to last month,
- We expect cotton prices to remain sideways in the coming month.

Expected Price Range During Coming week

Expected Trend	Expected Trading Band
Range bound	86-95

Expected Support and Resistance

Support 1	Support 2	Resistance 1	Resistance 2
82	75	88	84

Figures in US cents/pound

Cotton Future Prices at ICE

Cotton Prices in Future Contract on ICE						Prices in cents/Lb	
Contracts	10-Feb-23	12-Jan-23	11-Nov-22	15-Aug-22	10-Feb-22	% Change over a month	% Change over previous year
Mar-23	85.43	82.58	85.67	93.33	127.62	3.45	-33.06
May-23	86.11	82.62	84.63	91.97	124.73	4.22	-30.96
Jul-23	86.72	82.56	83.26	90.19	121.58	5.04	-28.67
Oct-23	85.26	80.51	80.96	85.36	109.08	5.90	-21.84
Dec-23	85.15	80.48	78.37	95.59	103.88	5.80	-18.03

Future Price Trend (Active Contract):



Cotton Yarn

According to the market sources, cotton yarn market in north India witnessed better demand after the recent rise in cotton prices during the week under review. Buyers were anticipating that yarn prices will rise due to costlier cotton. Cotton yarn prices gained Rs. 5-10 per kg in Ludhiana due to better buying, but the prices were stable in Delhi and Panipat market.

Ludhiana market witnessed higher prices of cotton yarn. Demand was better from both exports and domestic consumption. 30 count cotton combed yarn was sold at Rs. 280-290 per kg. 20 and 25 count combed yarn were traded at Rs.270-280 per kg and Rs.275-285 per kg respectively.

Cotton Prices at Key Spot Markets:

Commodity	Kapas		Weekly Average Prices (Rs. /Quintal)		Change
			06th Feb'23 to 11th Feb'23	30th Jan'23 to 04th Feb'23	
State	Centre	Variety			
Gujarat	Ahmedabad	Shankar-6	8458	8700	-242
	Gondal	Shankar-6	8290	8501	-211
	Rajkot	B.T. Cotton	8377	8476	-100
	Patan	B.T. Cotton	8261	8314	-53
	Kadi	B.T. Cotton	8167	8367	-200
	Deesa	B.T. Cotton	1399	1405	-6

	Dhrol	B.T. Cotton	8374	8444	-70
Haryana	Bhiwani	B.T. Cotton	8000	8092	-92
	Bhiwani	Desi	-	-	-
	Adampur	B.T. Cotton	8092	8250	-158
	Fatehabad	B.T. Cotton	8056	8172	-116
	Jind	B.T. Cotton	8030	-	-
	Uchana	B.T. Cotton	8028	8155	-127
	Dabwali	B.T. Cotton	8020	8114	-94
Rajasthan	Hanumangarh	B.T. Cotton	8225	8230	-5
	Rawatsar	B.T. Cotton	8316	8444	-128
Madhya Pradesh	Khandwa	Mech-1	7875	8200	-325
	Khargaon	Mech-1	7950	8018	-68
Maharashtra	Amravati	Mech-1	8050	8183	-133
	Jamner	Medium Staple	-	-	-
Uttar Pradesh	Hathras	B.T. Cotton	-	-	-
	Hathras	Desi	-	-	-
Telangana	Adilabad	Un-Ginned	7530	7646	-116
Andhra Pradesh	Adoni	Un-Ginned	7942.5	8104.5	-162
Karnataka	Bijapur	Bunny	8449	8342	108
	Hubli	D.C.H.	8448	8500	-53
	Hubli	B.T. Cotton	-	-	-
	Raichur	H-44 Cotton	7967	8050	-83
Commodity	Lint		Prices (Rs./Maund of 37.32kg each)		Change
State	Centre	Variety	06th Feb'23 to 11th Feb'23	30th Jan'23 to 04th Feb'23	
Punjab	Bhatinda	J-34	6296	6313	-18
	Abohar	J-34	6296	6313	-17
	Mansa	J-34	6290	-	-
Haryana	Sirsa	J-34	6188	6204	-17
Rajasthan	Sri-Ganganagar	J-34	6071	6073	-2

Cotton Arrivals in Key Centers:

Commodity	Kapas		Weekly Sum Arrivals (Quintal)		Change
State	Centre	Variety	06th Feb'23 to 11th Feb'23	30th Jan'23 to 04th Feb'23	
Gujarat	Ahmedabad	Shankar-6	56950	51567	5383

	Gondal	Shankar-6	7775	7881	-106
	Rajkot	B.T. Cotton	3271	5100	-1829
	Patan	B.T. Cotton	4354	3855	499
	Kadi	B.T. Cotton	20833	30000	-9167
	Deesa	B.T. Cotton	38	250	-212
	Dhrol	B.T. Cotton	723	783	-60
Haryana	Bhiwani	B.T. Cotton	525	567	-42
	Bhiwani	Desi	-	-	-
	Adampur	B.T. Cotton	963	1048	-85
	Fatehabad	B.T. Cotton	258	330	-72
	Jind	B.T. Cotton	425	-	-
	Uchana	B.T. Cotton	275	296	-21
	Dabwali	B.T. Cotton	275	296	-21
Rajasthan	Hanumangarh	B.T. Cotton	2667	1250	1417
	Rawatsar	B.T. Cotton	2667	1250	1417
Madhya Pradesh	Khandwa	Mech-1	5313	6000	-688
	Khargaon	Mech-1	5500	5320	180
Maharashtra	Amravati	Mech-1	21750	17333	4417
	Jamner	Medium Staple	-	-	-
Uttar Pradesh	Hathras	B.T. Cotton	-	-	-
	Hathras	Desi	-	-	-
Telangana	Adilabad	Un-Ginned	43837	37591	6246
Andhra Pradesh	Adoni	Un-Ginned	1261	1371	-110
Karnataka	Bijapur	Bunny	4187	4012	175
	Hubli	D.C.H.	92	60	32
	Hubli	B.T. Cotton	-	-	-
	Raichur	H-44 Cotton	17	17	-1
Commodity	Lint		Weekly Sum Arrivals (Quintal)		Change
State	Centre	Variety	06th Feb'23 to 11th Feb'23	30th Jan'23 to 04th Feb'23	
Punjab	Bhatinda	J-34	-	-	-
	Abohar	J-34	425	538	-113
	Mansa	J-34	-	-	-
Haryana	Sirsa	J-34	609	581	28
Rajasthan	Sri-Ganganagar	J-34	1667	1900	-233

Week on Week Price: Scenario of Cotton:

Commodity	Kapas		Today	Week Ago	Month Ago	Year Ago
State	Centre	Variety	10-Feb-23	3-Feb-23	10-Jan-23	10-Feb-22
Gujarat	Ahmedabad	Shankar-6	8500	8500	8750	10500
	Gondal	Shankar-6	NA	8330	8905	10480
	Rajkot	B.T. Cotton	8350	8425	8500	10405
	Patan	B.T. Cotton	8250	8300	8560	10395
	Kadi	B.T. Cotton	8150	8400	8750	10200
	Deesa	B.T. Cotton	1436	1370	1435	1600
	Dhrol	B.T. Cotton	8335	8500	8785	9955
Haryana	Bhiwani	B.T. Cotton	8000	8100	8400	-
	Bhiwani	Desi	NA	-	-	-
	Adampur	B.T. Cotton	8200	8200	8500	9900
	Fatehabad	B.T. Cotton	8180	8060	8425	9600
	Jind	B.T. Cotton	NR	-	7900	9000
	Uchana	B.T. Cotton	8060	8120	8685	9620
	Dabwali	B.T. Cotton	8095	8040	-	10150
Rajasthan	Hanumangarh	B.T. Cotton	8300	8300	8550	10200
	Rawatsar	B.T. Cotton	8350	-	8650	10200
Madhya Pradesh	Khandwa	Mech-1	7900	8200	8300	10400
	Khargaon	Mech-1	NA	7940	8200	10095
Maharashtra	Amravati	Mech-1	NR	8100	8550	10400
	Jamner	Medium Staple	NA	-	-	-
Uttar Pradesh	Hathras	B.T. Cotton	NA	NA	-	-
	Hathras	Desi	NA	NA	-	-
Telangana	Adilabad	Un-Ginned	7600	7530	8210	-
Andhra Pradesh	Adoni	Un-Ginned	7852	8100	-	10611
Karnataka	Bijapur	Bunny	8190	8311	9301	10669
	Hubli	D.C.H.	NA	8500	-	-
	Hubli	B.T. Cotton	NA	-	-	-
	Raichur	H-44 Cotton	8000	7900	8700	10400
Commodity	Lint		Today	Week Ago	Month Ago	Year Ago
State	Centre	Variety	10-Feb-23	3-Feb-23	10-Jan-23	10-Feb-22

Punjab	Bhatinda	J-34	6350	6325	6400	8000
	Abohar	J-34	6350	6325	6400	8010
	Mansa	J-34	6280	-	-	8000
Haryana	Sirsa	J-34	6250	6200	6225	7750
Rajasthan	Sri-Ganganagar	J-34	6110	6016	6063	7473

Cotton Arrivals in Key Centers:

Commodity	Kapas		Arrivals (Quintal)	Arrivals (Quintal)	Arrivals (Quintal)	Arrivals (Quintal)
State	Centre	Variety	10-Feb-23	3-Feb-23	10-Jan-23	10-Feb-22
Gujarat	Ahmedabad	Shankar-6	57800	59500	59500	59500
	Gondal	Shankar-6	7800	7750	8350	8200
	Rajkot	B.T. Cotton	3200	5200	4000	4000
	Patan	B.T. Cotton	4270	4582	5425	1481
	Kadi	B.T. Cotton	20000	30000	30000	25000
	Deesa	B.T. Cotton	20	100	700	100
	Dhrol	B.T. Cotton	578	815	197	543
Haryana	Bhiwani	B.T. Cotton	700	400	500	-
	Bhiwani	Desi	NA	-	-	-
	Adampur	B.T. Cotton	850	1020	1700	1700
	Fatehabad	B.T. Cotton	225	300	150	500
	Jind	B.T. Cotton	NR	-	130	2040
	Uchana	B.T. Cotton	250	270	-	1000
	Dabwali	B.T. Cotton	250	270	-	1000
Rajasthan	Hanumangarh	B.T. Cotton	1500	-	4000	2000
	Rawatsar	B.T. Cotton	1500	-	4000	2000
Madhya Pradesh	Khandwa	Mech-1	4500	6000	5000	400
	Khargaon	Mech-1	NA	7600	7400	2325
Maharashtra	Amravati	Mech-1	NR	15000	8000	15000
	Jamner	Medium Staple	NA	-	-	-
Uttar Pradesh	Hathras	B.T. Cotton	NA	NA	-	-
	Hathras	Desi	NA	NA	-	-
Telangana	Adilabad	Un-Ginned	33991.5	37908.3	93022.2	-
Andhra Pradesh	Adoni	Un-Ginned	1077	754	-	1557
Karnataka	Bijapur	Bunny	3840	3965	5142	1788
	Hubli	D.C.H.	NA	50	-	-

	Hubli	B.T. Cotton	NA	-	-	-
	Raichur	H-44 Cotton	15	20	22	5
Commodity	Lint		Arrivals (Quintal)	Arrivals (Quintal)	Arrivals (Quintal)	Arrivals (Quintal)
State	Centre	Variety	10-Feb-23	3-Feb-23	10-Jan-23	10-Feb-22
Punjab	Bhatinda	J-34	NA	NA	0	8500
	Abohar	J-34	255	680	340	850
	Mansa	J-34	NA	0	0	510
Haryana	Sirsa	J-34	340	850	340	850
Rajasthan	Sri-Ganganagar	J-34	1500	2000	1500	3000

Cotton Yarn Prices	27-Jan-23	23-Jan-23	Change	27-Jan-23	23-Jan-23	Change
Variety	Prices FOB, USD			Prices Kg Indian Port		
Ne 20/1 Carded Hosiery Yarn	2.85	2.91	-0.06	232	241	-9.00
Ne 20/1 Combed Hosiery Yarn	3.03	3.03	Unch	247	251	-4.00
Ne 21/1 Carded Weaving Yarn	2.85	2.91	-0.06	232	241	-9.00
Ne 26/1 Combed Hosiery Yarn	3.14	3.11	0.03	256	257	-1.00
Ne 30/1 Carded Hosiery Yarn	3.06	3.07	-0.01	249	254	-5.00
Ne 30/1 Combed Hosiery Yarn	3.21	3.19	0.02	262	264	-2.00
Ne 32/1 Carded Weaving Yarn	3.18	3.15	0.03	259	261	-2.00
Ne 34/1 Combed Hosiery Yarn	3.42	3.4	0.02	279	281	-2.00
Ne 40/1 Combed Hosiery Yarn	3.61	3.64	-0.03	294	301	-7.00
Ne 40/1 Carded Weaving Yarn	3.36	3.34	0.02	274	276	-2.00
Ne 30/2 Carded Hosiery Yarn	3.36	3.34	0.02	274	276	-2.00
Ne 32/2 Combed Knitting Yarn	3.73	3.76	-0.03	304	311	-7.00
Ne 32/2 Carded Hosiery Yarn	3.42	3.4	0.02	279	281	-2.00
Ne 40/2 Combed Hosiery Yarn	4.16	4.18	-0.02	339	346	-7.00
Ne 30/1 Combed Compact Weaving Yarn	3.42	3.4	0.02	279	281	-2.00
Ne 40/1 Combed Compact Weaving Yarn	3.73	3.82	-0.09	304	316	-12.00
Ne 50/1 Combed Compact Weaving Yarn	4.04	4.16	-0.12	329	344	-15.00
Ne 16/1 Open End Yarn	2.32	2.28	0.04	189	189	Unch
Ne 21/1 Open End Yarn	2.5	2.47	0.03	204	204	Unch
Ne 24/1 Open End Yarn	2.81	2.77	0.04	229	229	Unch

Cotton Association of India Spot Rates:

Trade Name	Staple	Micronaire	Strength/ GPT	Weekly Average Prices		+/- Change
				06th Feb'23 to 11th Feb'23	30th Jan'23 to 04th Feb'23	
Bengal Deshi (RG)/Assam Comilla (101)	Below 22mm	5.0 - 7.0	15	52483	64900	-12417
Bengal Deshi (SG)(201)	Below 22mm	5.0 - 7.0	15	52900	65400	-12500
J-34(202)	26mm	3.5 - 4.9	23	49633	59617	-9983
H-4/ MECH-1(105)	28mm	3.5 - 4.9	27	49833	59717	-9883
Shankar-6(105)	29mm	3.5 - 4.9	28	51467	62017	-10550
Bunny/ Brahma(105)	31mm	3.5 - 4.9	30	52333	63200	-10867
MCU-5/ Surabhi(106)	32mm	3.3 - 4.9	31	53167	64500	-11333
DCH-32(107)	34mm	3.0 - 3.8	33	58000	68167	-10167

Disclaimer

The information and opinions contained in the document have been compiled from sources believed to be reliable. The company does not warrant its accuracy, completeness and correctness. Use of data and information contained in this report is at your own risk. This document is not, and should not be construed as, an offer to sell or solicitation to buy any commodities. This document may not be reproduced, distributed or published, in whole or in part, by any recipient hereof for any purpose without prior permission from the Company. IASL and its affiliates and/or their officers, directors and employees may have positions in any commodities mentioned in this document (or in any related investment) and may from time to time add to or dispose of any such commodities (or investment). Please see the detailed disclaimer at © 2023 Indian Agribusiness Systems Ltd.