

COTTON WEEKLY RESEARCH REPORT

06th March 2023

Domestic market summary
Major Market Highlights:

- Cotton prices have registered a dip in prices this week in all three zones.
- Indian Metrological Department has released its seasonal outlook for Summer 2023, stating above normal maximum temperatures are likely over most parts of northeast India, east and central India and some parts of northwest India. Normal to below normal maximum temperatures are most likely over the remaining parts of the country.
- Presently, the temperature is on the rise in most of the regions. The reports of dry spell this year, may affect the standing crop although about 75% of the crop has been harvested.
- Cotton daily arrivals were at around 1,13,000-1,16,000 bales per day and total arrivals were around 10 lakh bales., during the past week. Arrivals have increased during the past week as farmers are releasing their stocks.
- Cottonseed and oilcake prices remained lower during the last week. There is very limited demand for cottonseed in the market. So, prices are likely to go down with the pressure of arrivals and due to weak demand.

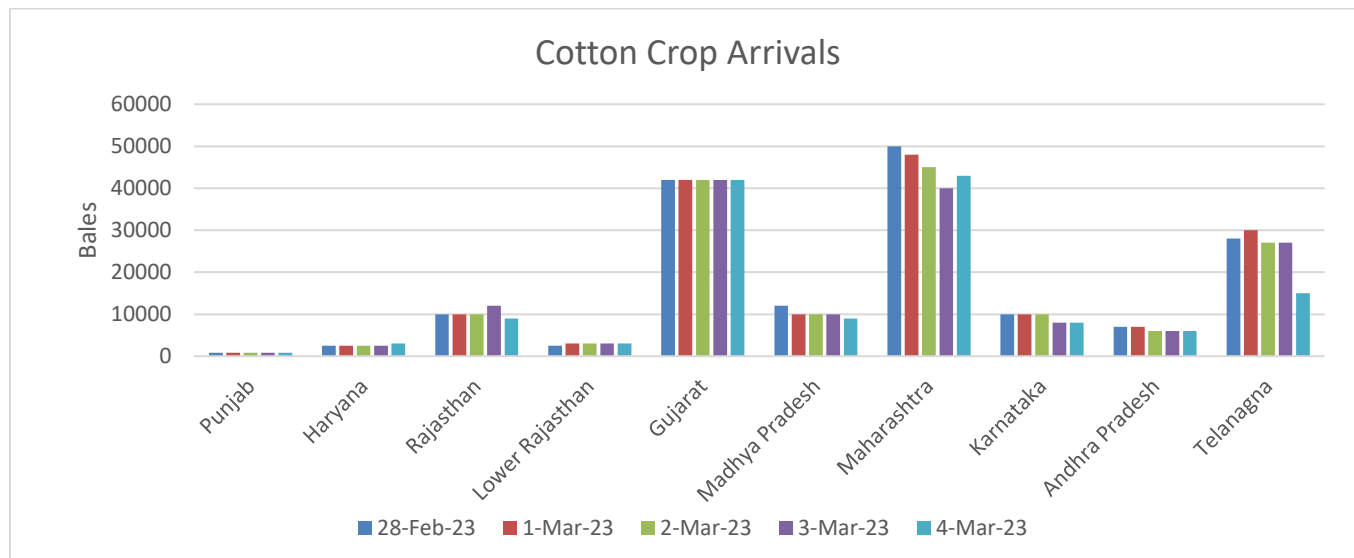
Domestic Market Scenario:

- The Committee on Cotton Production and Consumption in its latest report has estimated cotton production at 337.23 lakh bales for the 2022-23 season comparatively higher from the previous season estimate of 311.17 lakh bales. Cotton imports and exports were estimated at 10 lakh bales and 35 lakh bales respectively. The closing stock is estimated at 46.48 lakh bales slightly higher from previous season of 45.25 lakh bales.

Cotton Balance Sheet	2022-23	2021-22
	(in lakh bales)	(in lakh bales)
Supply		
Opening Stock	45.25	71.84
Crop	337.23	311.17
Imports	10	21.13
Total Supply	392.48	404.14
Demand		
Mill Consumption	275	279.57
Consumption by SSI Units	20	21.07

Non- Mill Consumption	16	16
Total Domestic Demand	346	358.89
Exports	35	42.25
Closing Stock	46.48	45.25

New Cotton Crop Arrival & Prices:

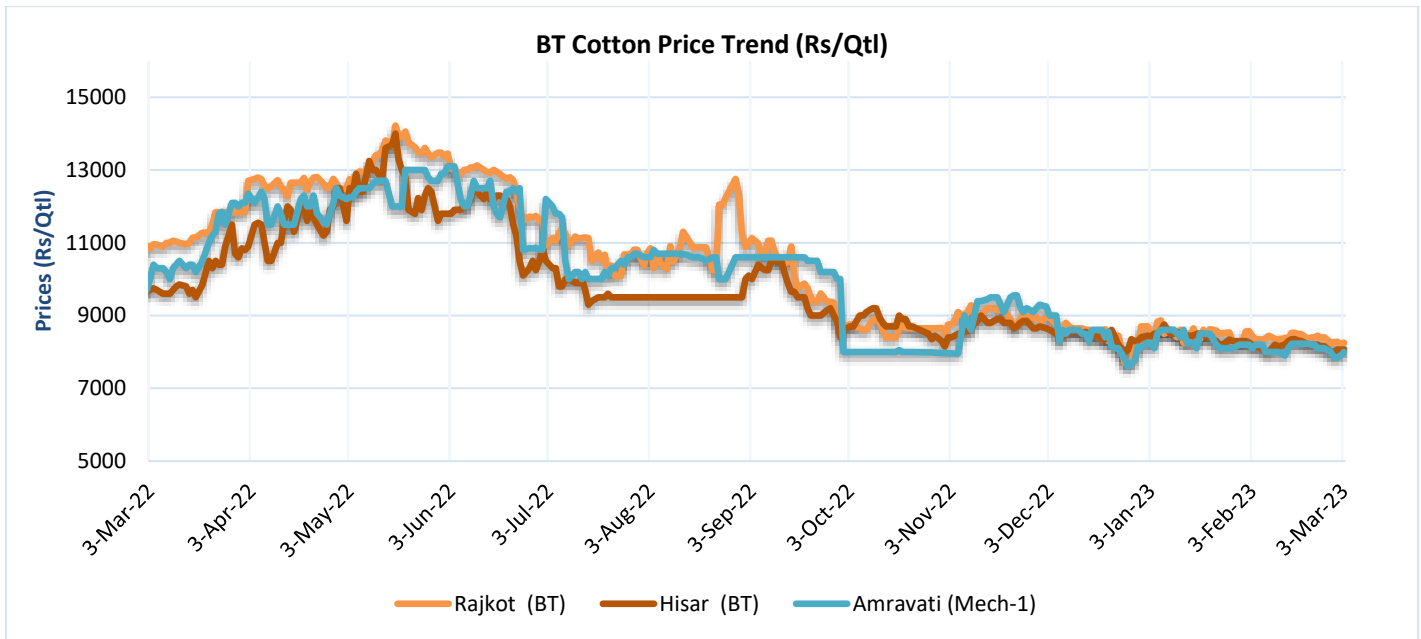


All India Cotton Arrivals 2022-23	
This Week	10 Lakh Bales
Cumulative Arrival	156 Lakh Bales
Cotton Consumption	105 Lakh Bales
Exports	6,00,000 Bales
Import	7,20,000 Bales

Domestic Cotton Prices Scenario

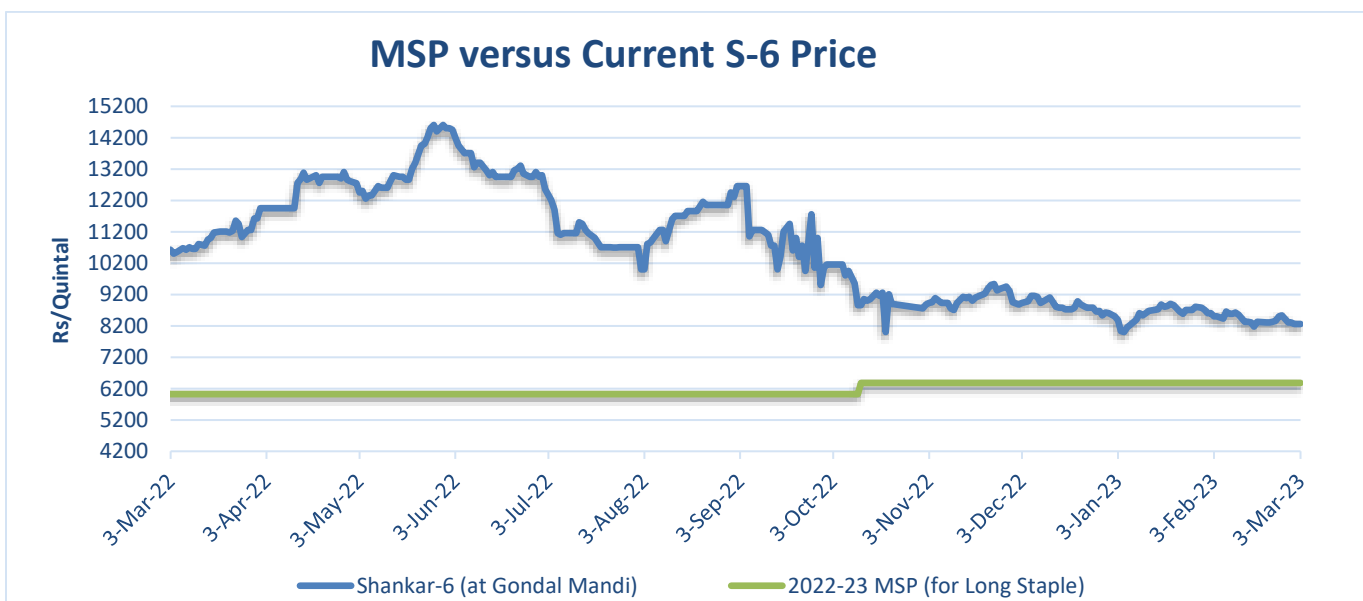
Kapas (Raw Cotton) Weekly Price Scenario

Weekly Price Review: Weekly BT Cotton average prices at Rajkot stood lower at Rs. 8,248/Qtl compared to previous week's Rs. 8,394/Qtl. Cotton prices at Amravati traded at Rs. 7,920 per quintal whereas prices in Hisar were lower at Rs. 8,040 per quintal during the past week. Prices have decreased during the past week in the major markets across the country due to the increase in arrivals.



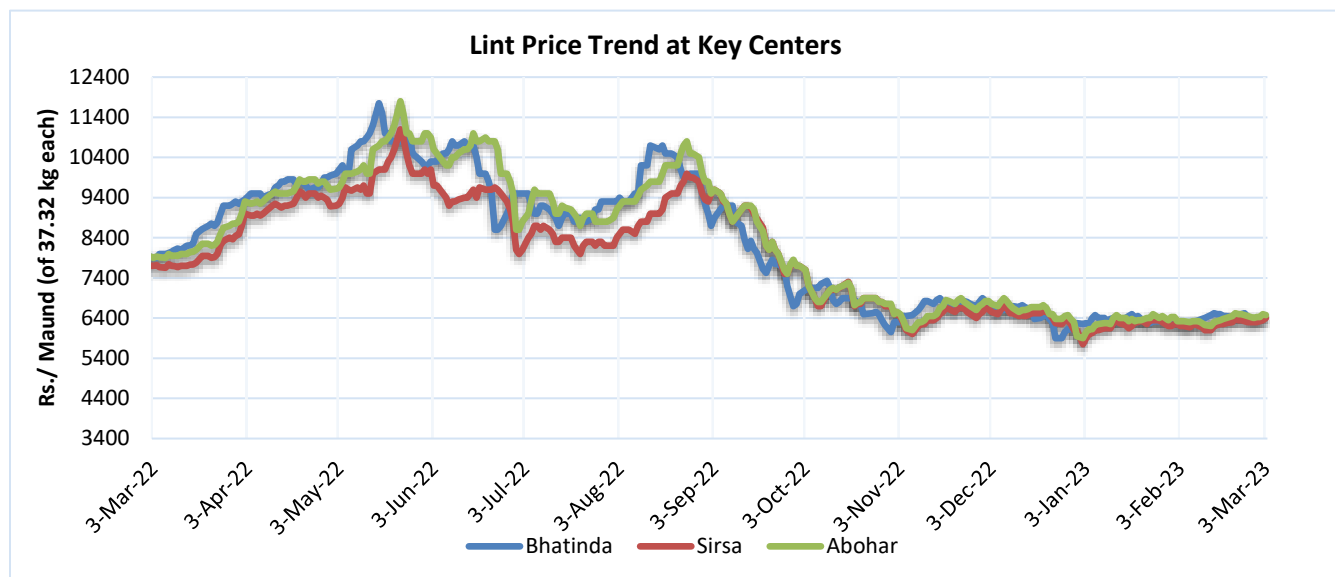
Spot Price Comparison

Cotton Shanker-6 at Gondal market traded lower at Rs. 8,150 per quintal against the previous week prices of Rs. 8,250 per quintal. The minimum support price of cotton for the 2022-23 season is at Rs. 6,380 per quintal.



Lint price Outlook

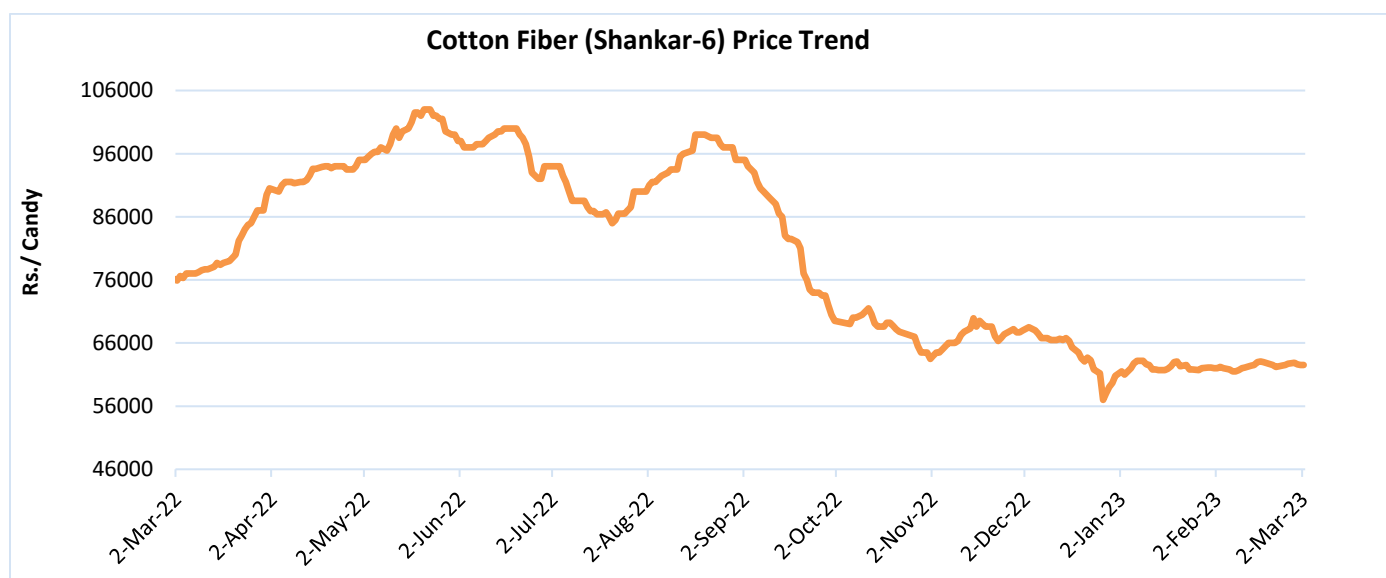
The average price stood lower at Rs. 6385/maund this week compared to Rs. 6440/maund previous week in Abohar, in Bhatinda prices were lower at Rs. 6390/maund, and in Sirsa were at Rs. 6325/maund from Rs. 6315/maund previous week.



Source: Agriwatch

Cotton Fiber Price Outlook

The average cotton fiber (Shankar-6) prices of premium quality have become slightly lower and is currently at trading Rs.62,575/candy and is likely to remain rangebound in the coming weeks.



Source: Cotton Association of India (CAI)

Cotton Seed Oil and Cotton Seed Oil Cake

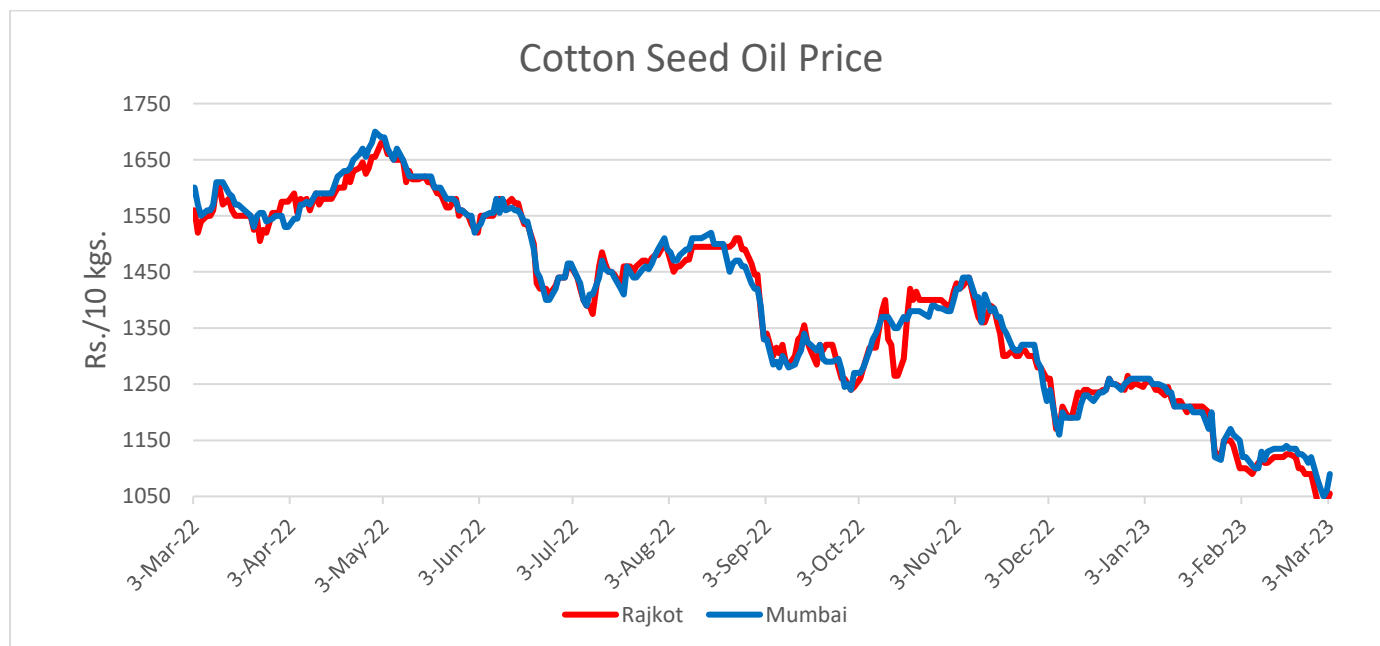
Cotton Seed Oil weekly

Price Scenario

Cottonseed oil prices have shown a weak trend across the major centers during the week ending on 03rd Mar'23.

Center	Weekly Average Price as on (Rs/10 kg.)		% Change
	03-Mar-23	24-Feb-23	
Rajkot	1041	1098	-5.19
Hyderabad	1078	1117	-3.49
Mumbai	1069	1123	-4.81

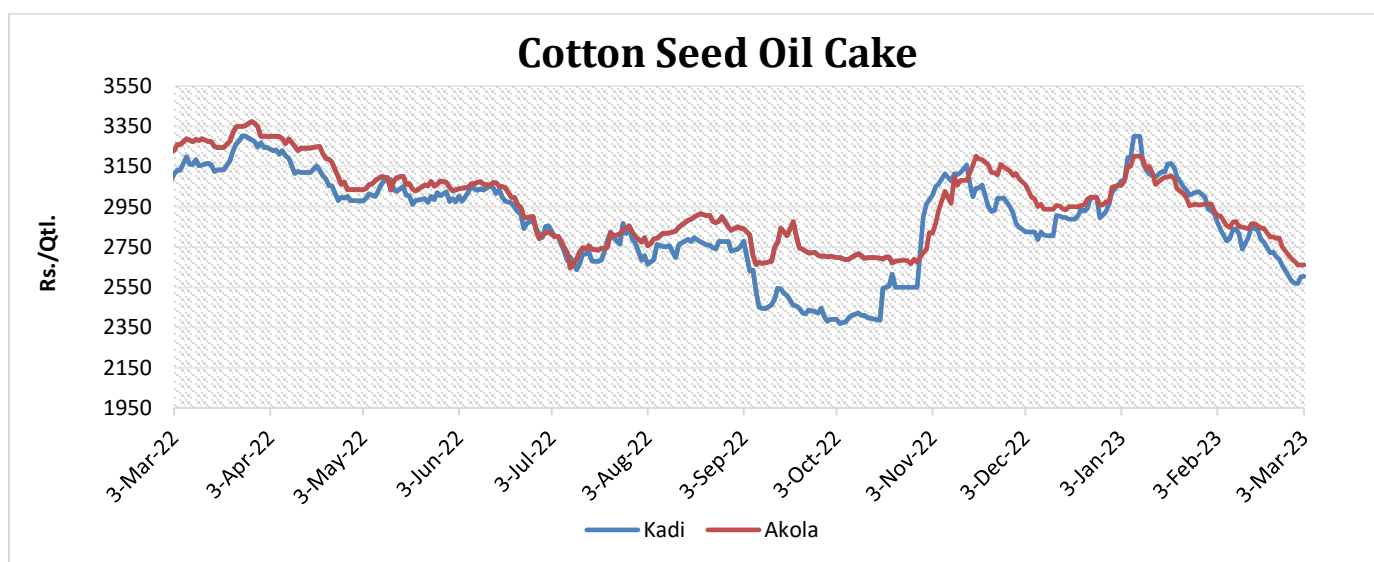
Source: Agriwatch



Cotton Seed Oil Cake Weekly Price Scenario

The average price of cottonseed oilcake in the Kadi market has decreased due to limited demand as compared to previous week. Prices in Kadi were at Rs. 2585 per quintal from Rs. 2679 per quintal and in Akola prices were at Rs. 2670 per quintal from Rs. 2772 per quintal the previous week. For the coming week we expect prices to remain weak as with increased pressure of arrivals.

Center	Weekly Average Price as on (Rs/quintal.) *		% Change
	03-Mar-23	24-Feb-23	
Kadi	2585	2679	-3.51
Akola	2670	2772	-3.68



Source: NCDEX

NCDEX Cottonseed oilcake

Expiry Date	24.02.23	03.03.23	Change
Mar-23	2626	2596	-30
Apr-23	2635	2619	-16

Price Forecast for the coming week

Months	Past Week	During the week	Coming week
Price per quintal at Rajkot (Average of the month)	8250	8000-8400	8250-8450

Stock Summary

Stock with Spinners	Stock with Government, MCX, MNC, Traders, Ginners etc	Total
54.00	22.50	76.50

International Market Scenario

According to the Pakistan Cotton Ginners Association, till 01st March 2023, the total cotton arrivals in Pakistan has decreased to 4.875 million bales as against 7.442 million bales in the same period last year. The Pakistan local cotton market during the past week remained bearish and the trading volume remained low. The rate of cotton in Sindh is in between Rs 17,500 to Rs 20,000 per maund. The rate of cotton in Punjab ranges between Rs 18,000 to Rs 20,000 per maund.

According to the Cotton Outlook report, the world 2023-24 cotton crop was estimated at 25.398 million metric tonne, 2% higher than the expected figure of 24.892 million metric tonne for 2022-23. The world consumption of cotton was estimated to be 3.6 percent lower at 24.553 million metric tonne in the 2023-24 season.

USDA Balance Sheet

World Cotton Balance Sheet			
	2020-21	2021-22#	2022-23*
Area Harvested	31,366	32,313	31,381
Yield	773	779	793
Opening Stock	98,406	86,698	85,235
Production	1,11,494	1,15,710	1,14,371
Imports	48,693	42,664	40,441
Exports	48,776	42,863	40,381
Domestic Consumption	1,23,119	1,16,974	1,10,583
Ending Stock	86,698	85,235	89,083

Source: USDA *Global projected 2022-23; #estimated 2021-22

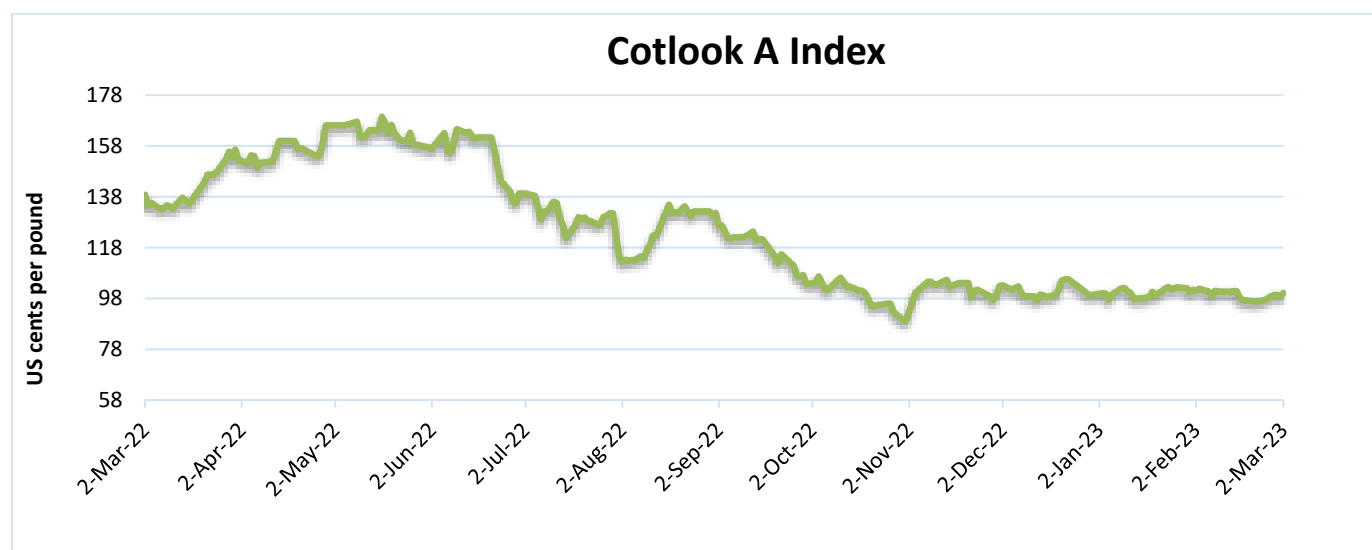
*Attribute Unit Description: Area in 1000 Ha; Yield of Cotton in Kg/Ha; Quantity of Cotton in 1000 480-lb Bales

Cotlook A Index

Cotlook A Index was lower this week. The Cotlook A Index was at 98.95 cents/lb higher by 2% as compared to the previous week.

Cotlook A Index	Weekly Average Price change as on		% Change
	02-Mar-23	25-Feb-23	
Prices	98.95	97.00	2.01
Prices in US cents per Pound			

Source: Cotlook



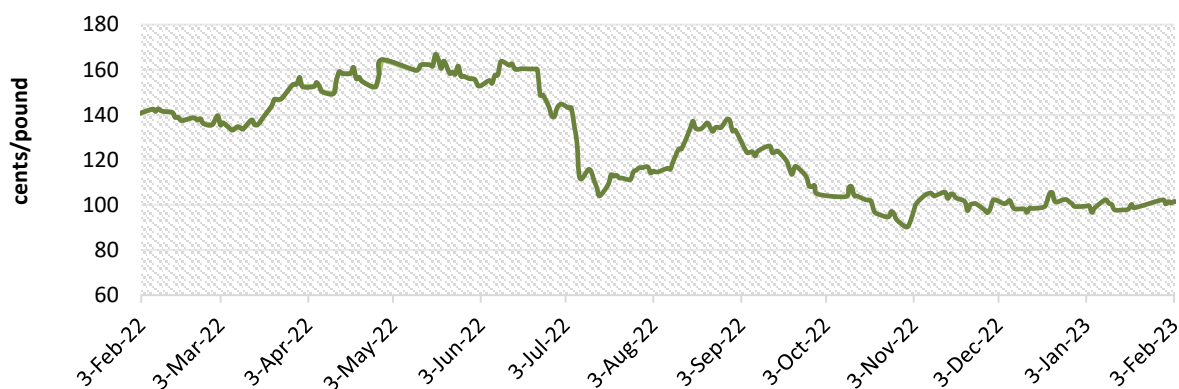
China Cotton Index and Foreign Cotton Index

Cotton Index	Weekly Average Price as on		% Change
	03-Mar-23	24-Feb-23	
FC (S)	100.65	97.75	2.97
FC (M)	99.53	96.54	2.99

FC (L)	98.43	95.54	3.02
Prices in US cents per Pound			

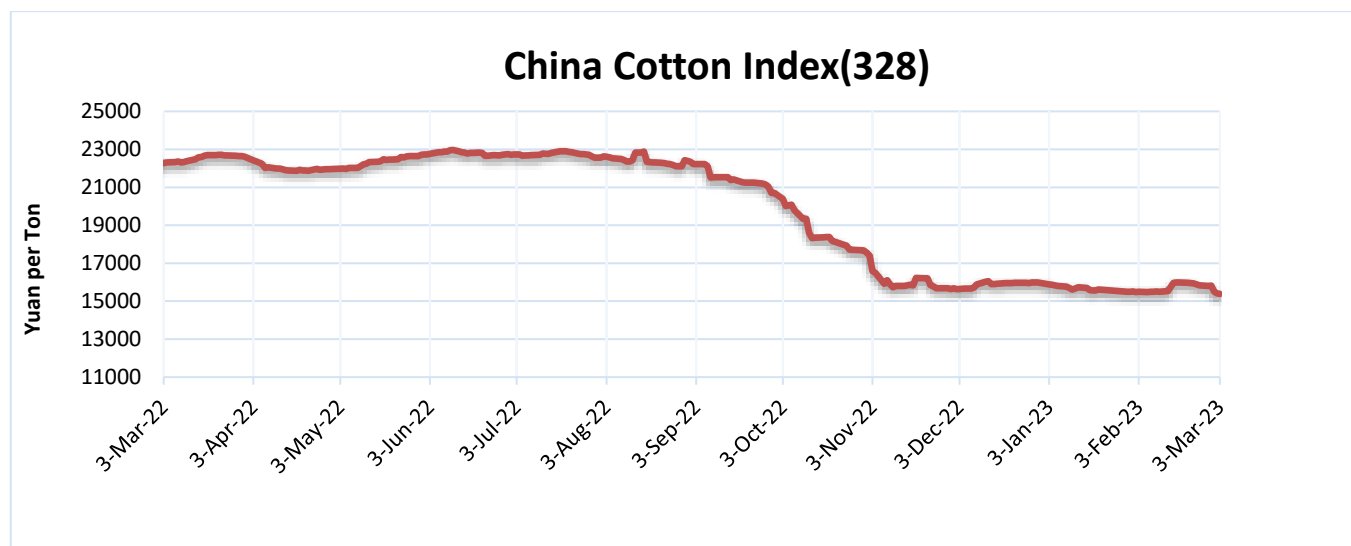
Source: China Cotton Association

FC Index (M)



Cotton Index	Weekly Average Price as on		% Change
	03-Mar-23	24-Feb-23	
CCIndex(328)	15430.00	15490.20	-0.39
CCIndex(527)	140670.00	14139.40	-0.51
CCIndex(229)	15718.60	15774.80	-0.36
Prices in Yuan per ton			

Source: China Cotton Association

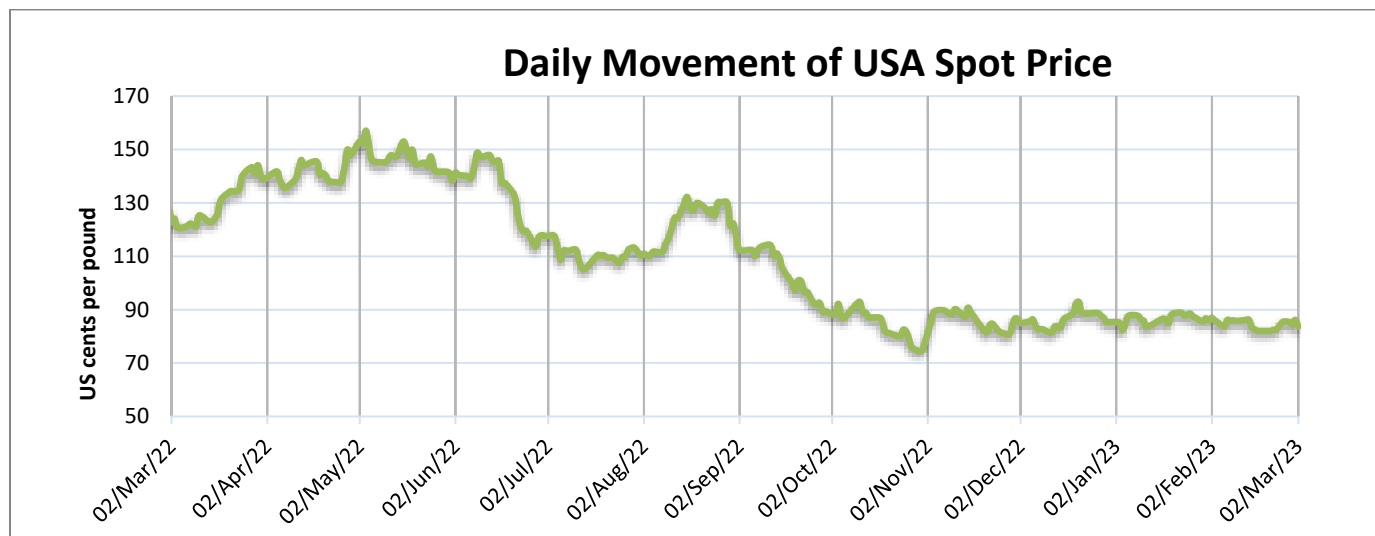


USA Spot Prices

U.S.A spot prices was at 84.93 cents per pound last week.

USA Spot Prices	Monthly Average Price as on		% Change
	02-Mar-23	23-Feb-23	
Prices	84.93	82.27	3.23
Prices in US cents per Pound			

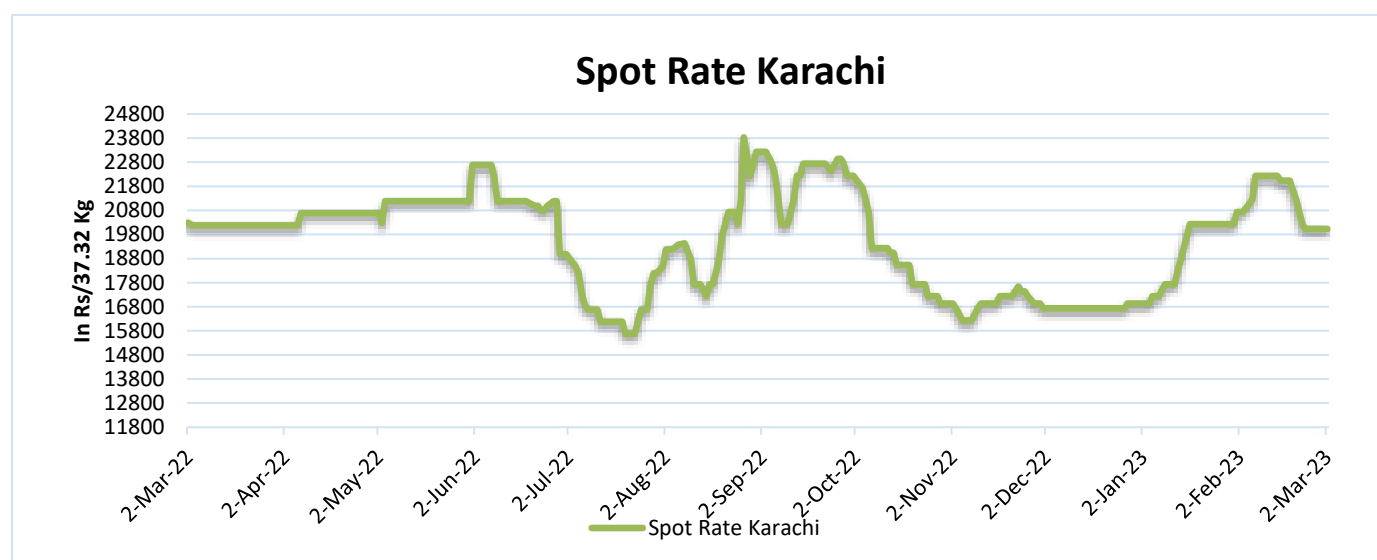
Source: USDA



Pakistan Spot Prices

The local cotton market during the past week remained bearish and the trading volume remained low. The rate of cotton in Sindh is in between Rs 17,500 to Rs 20,000 per maund. The Karachi spot price has slightly improved and were at Rs. 20185/q from the previous week.

Karachi Spot Prices	Weekly Average Price as on		% Change
	02-Mar-23	23-Feb-23	
Prices	20185	20035	0.75
Prices in Rs per 37.32 Kg			



Commodity: Cotton seed oilcake
Exchange: MCX
Contract: Mar
Expiry: Mar 30, 2023

Cottonseed Oilcake

Technical Chart:

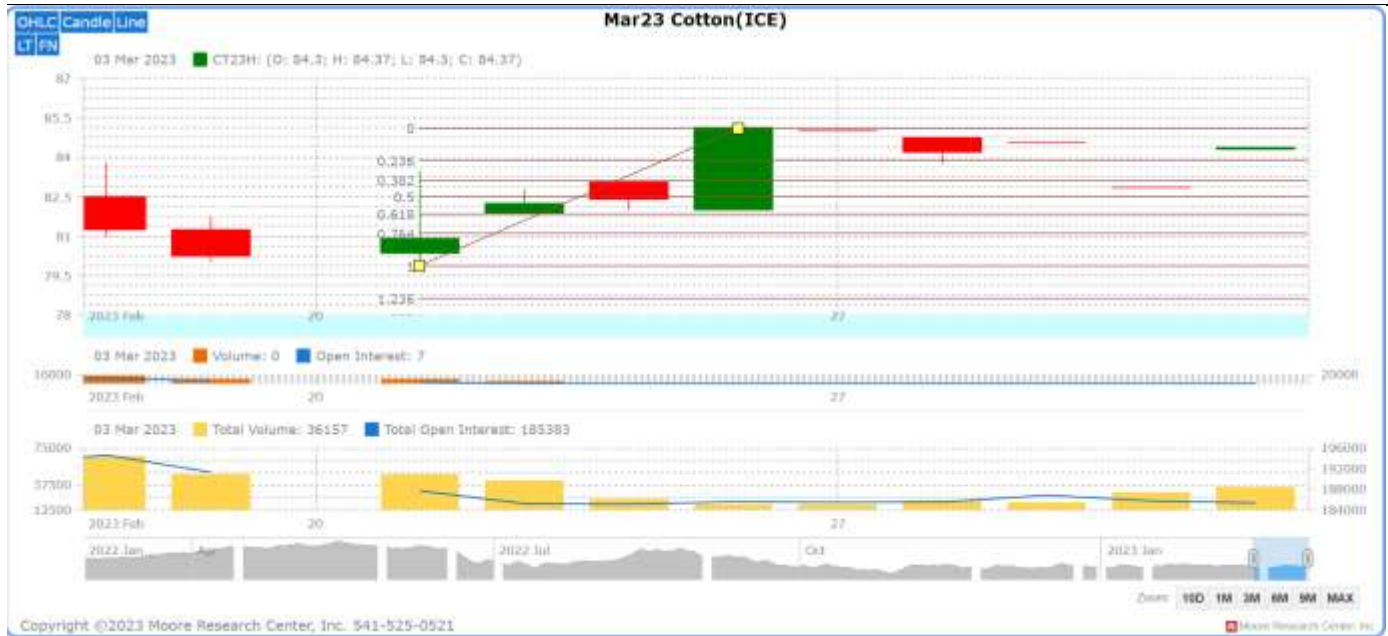


Technical Commentary:

- As evident from the above, overall trend remained bearish. Prices have corrected during the last week, but may take a support at 2500 and can retrace back.
- Currently trading below 18, and 9 DMA. RSI indicates weak buying strength.
- Prices have broken to more than 61% Fibonacci retracement level.
- Market is expected further to remain rangebound to weak in the coming week.

Intraday Supports & Resistances			S1	S2	PCP	R1	R2
Cottonseed oilcake	NCDEX	Mar	2486	2536	2602	2762	2777
Intraday Trade Call			Call	Entry	T1	T2	SL
Cottonseed oilcake	NCDEX	Mar	Sell	2612	2577	2552	2633

Technical Analysis of Cotton Future (Mar'23 Contract) at ICE



- The Mar'23 contract showed uptrend during the past week.
- Total volume increased & Open Interest slightly decreased compared to past week.
- We expect cotton prices to remain sideways in the coming week.

Expected Price Range During Coming week

Expected Trend	Expected Trading Band
Range bound	82-85

Expected Support and Resistance

Support 1	Support 2	Resistance 1	Resistance 2
82.5	80.00	85	87

Figures in US cents/pound

Cotton Future Prices at ICE

Cotton Prices in Future Contract on ICE						Prices in cents/Lb	
Contracts	02-Mar-23	31-Jan-23	02-Dec-22	03-Sep-22	02-Mar-22	% Change over a month	% Change over previous year
Mar-23	82.85	86.22	83.20	100.14	123.55	-3.91	-32.94
May-23	83.71	86.95	82.56	97.79	119.80	-3.73	-30.13
Jul-23	84.41	87.46	81.99	94.45	115.86	-3.49	-27.14
Oct-23	84.20	85.74	81.71	108.33	105.33	-1.80	-20.06
Dec-23	83.75	85.47	79.43	103.21	101.58	-2.01	-17.55

Future Price Trend (Active Contract):



Cotton Yarn

As per the market sources, Cotton yarn prices remained steady during the last week in south India amid average buying. There has been no movement in the prices of cotton yarn in Tiruppur and Mumbai as the demand has weakened, though it is still better than last month. Mumbai has noted weaker demand for cotton yarn, while prices have remained steady.

In Mumbai, 60 count carded cotton yarn of warp and weft varieties were traded at Rs.1,525-1,540 and Rs.1,430-1,470 per 5 kg respectively. 60 combed warp was priced at Rs.342-345 per kg, 80 carded (weft) cotton yarn was sold at Rs.1,440-1,480 per 4.5 kg.

Cotton Domestic Weekly Price

Cotton Prices at Key Spot Markets:

Commodity	Kapas		Weekly Average Prices (Rs./Quintal)		Change
			27th Feb'23 to 04th Mar'23	20th Feb'23 to 25th Feb'23	
State	Centre	Variety			
Gujarat	Ahmedabad	Shankar-6	8246	8342	-96
	Gondal	Shankar-6	8155	8249	-94
	Rajkot	B.T. Cotton	8250	8395	-145
	Patan	B.T. Cotton	8170	8366	-196
	Kadi	B.T. Cotton	8121	8225	-104
	Deesa	B.T. Cotton	1344	1410	-66
	Dhrol	B.T. Cotton	8088	8309	-222
Haryana	Bhiwani	B.T. Cotton	8008	8033	-25
	Adampur	B.T. Cotton	8033	8177	-143
	Fatehabad	B.T. Cotton	7898	8027	-129
	Jind	B.T. Cotton	-	8150	-
	Uchana	B.T. Cotton	7934	8184	-250
	Dabwali	B.T. Cotton	7852	8088	-236
Rajasthan	Hanumangarh	B.T. Cotton	8108	8242	-133
	Rawatsar	B.T. Cotton	8188	8383	-196
Madhya Pradesh	Khandwa	Mech-1	7950	8225	-275
	Khargaon	Mech-1	7793	7983	-190
Maharashtra	Amravati	Mech-1	7960	8140	-180
	Jamner	Medium Staple	NA	NA	-
Telangana	Adilabad	Un-Ginned	7516	7635	-119
Andhra Pradesh	Adoni	Un-Ginned	7887.333333	8078.6	-191
Karnataka	Bijapur	Bunny	8194	8345	-151
	Hubli	D.C.H.	8225	7405	820
	Hubli	B.T. Cotton	NA	NA	-

	Raichur	H-44 Cotton	7992	8000	-8
Commodity	Lint		Prices (Rs./Maund of 37.32kg each)		Change
State	Centre	Variety	27th Feb'23 to 04th Mar'23	20th Feb'23 to 25th Feb'23	
Punjab	Bhatinda	J-34	6392	6458	-67
	Abohar	J-34	6388	6446	-58
	Mansa	J-34	6333	6233	100
Haryana	Sirsa	J-34	6321	6329	-8
Rajasthan	Sri-Ganganagar	J-34	6157	6204	-47

Cotton Arrivals in Key Centers:

Commodity	Kapas		Weekly Sum Arrivals (Quintal)		Change
State	Centre	Variety	27th Feb'23 to 04th Mar'23	20th Feb'23 to 25th Feb'23	
Gujarat	Ahmedabad	Shankar-6	62050	58083	3967
	Gondal	Shankar-6	7636	7725	-89
	Rajkot	B.T. Cotton	2933	3117	-183
	Patan	B.T. Cotton	3654	3211	443
	Kadi	B.T. Cotton	30833	24167	6667
	Deesa	B.T. Cotton	20	40	-20
	Dhrol	B.T. Cotton	412	523	-111
Haryana	Bhiwani	B.T. Cotton	567	467	100
	Adampur	B.T. Cotton	1162	1048	113
	Fatehabad	B.T. Cotton	296	257	39
	Jind	B.T. Cotton	-	525	-
	Uchana	B.T. Cotton	333	442	-108
	Dabwali	B.T. Cotton	333	442	-108
Rajasthan	Hanumangarh	B.T. Cotton	1250	2583	-1333
	Rawatsar	B.T. Cotton	1250	2583	-1333
Madhya Pradesh	Khandwa	Mech-1	3875	4063	-188
	Khargaon	Mech-1	7840	4510	3330
Maharashtra	Amravati	Mech-1	20000	21200	-1200
	Jamner	Medium Staple	-	-	-
Telangana	Adilabad	Un-Ginned	85913	81731	4182
Andhra Pradesh	Adoni	Un-Ginned	1335	1200	135

Karnataka	Bijapur	Bunny	3054	3522	-468
	Hubli	D.C.H.	30	29	2
	Raichur	H-44 Cotton	15	15	0
Commodity	Lint		Weekly Sum Arrivals (Quintal)		Change
State	Centre	Variety	27th Feb'23 to 04th Mar'23	20th Feb'23 to 25th Feb'23	
Punjab	Abohar	J-34	737	524	213
	Mansa	J-34	111	85	26
Haryana	Sirsa	J-34	383	439	-57
Rajasthan	Sri-Ganganagar	J-34	2333	2500	-167

Week on Week Price: Scenario of Cotton:

Commodity	Kapas		Today	Week Ago	Month Ago	Year Ago
State	Centre	Variety	4-Mar-23	25-Feb-23	1-Feb-23	4-Mar-22
Gujarat	Ahmedabad	Shankar-6	8150	8350	8550	10500
	Gondal	Shankar-6	8180	8255	8630	10755
	Rajkot	B.T. Cotton	8260	8400	8560	10965
	Patan	B.T. Cotton	8115	8400	8325	10015
	Kadi	B.T. Cotton	8000	8250	8500	10200
	Deesa	B.T. Cotton	1348	1390	1400	1625
	Dhrol	B.T. Cotton	8140	8250	8370	10095
-Haryana	Bhiwani	B.T. Cotton	8000	8100	8050	0
	Bhiwani	Desi	NA	0	0	0
	Adampur	B.T. Cotton	8000	8160	8300	9750
	Fatehabad	B.T. Cotton	7870	8140	8300	9300
	Jind	B.T. Cotton	NR	NR	0	9700
	Uchana	B.T. Cotton	7900	8150	8200	9200
	Dabwali	B.T. Cotton	7815	8075	8135	10060
Rajasthan	Hanumangarh	B.T. Cotton	8000	8250	8200	10200
	Rawatsar	B.T. Cotton	8150	8400	8475	0
Madhya Pradesh	Khandwa	Mech-1	8000	Closed	NR	9975
	Khargaon	Mech-1	7825	Closed	8040	10105
Maharashtra	Amravati	Mech-1	8050	8100	8200	10400

	Jamner	Medium Staple	NA	0	0	9515
Telangana	Adilabad	Un-Ginned	7550	7620	7710	9500
Andhra Pradesh	Adoni	Un-Ginned	7785	8091	8126	10350
Karnataka	Bijapur	Bunny	NA	NA	8665	10263
	Hubli	D.C.H.	NA	NA	8500	0
	Hubli	B.T. Cotton	NA	NA	0	0
	Raichur	H-44 Cotton	7950	0	8200	10300
Commodity	Lint		Today	Week Ago	Month Ago	Year Ago
State	Centre	Variety	4-Mar-23	25-Feb-23	1-Feb-23	4-Mar-22
Punjab	Bhatinda	J-34	6400	6525	6325	7900
	Abohar	J-34	6400	6475	6325	7960
	Mansa	J-34	6300	6300	0	7980
Haryana	Sirsa	J-34	6300	6400	6225	7690
Rajasthan	Sri-Ganganagar	J-34	6157	6204	6110	0

Cotton Arrivals in Key Centers:

Commodity	Kapas		Arrivals (Quintal)	Arrivals (Quintal)	Arrivals (Quintal)	Arrivals (Quintal)
State	Centre	Variety	4-Mar-23	25-Feb-23	1-Feb-23	4-Mar-22
Gujarat	Ahmedabad	Shankar-6	59500	51000	49300	42500
	Gondal	Shankar-6	7625	7750	8000	8225
	Rajkot	B.T. Cotton	2500	3000	6000	6000
	Patan	B.T. Cotton	2448	3375	5157	1352
	Kadi	B.T. Cotton	30000	20000	30000	10000
	Deesa	B.T. Cotton	NA	0	0	0
	Dhrol	B.T. Cotton	332	539	778	398
Haryana	Bhiwani	B.T. Cotton	500	700	600	0
	Bhiwani	Desi	NA	0	0	0
	Adampur	B.T. Cotton	1700	850	1020	1700
	Fatehabad	B.T. Cotton	365	315	280	150
	Jind	B.T. Cotton	NR	NR	0	850
	Uchana	B.T. Cotton	250	400	225	600
	Dabwali	B.T. Cotton	250	400	225	600
Rajasthan	Hanumangarh	B.T. Cotton	1500	7000	2000	0
	Rawatsar	B.T. Cotton	1500	7000	2000	0

Madhya Pradesh	Khandwa	Mech-1	3750	Closed	NR	1227
	Khargaon	Mech-1	7200	Closed	4100	2500
Maharashtra	Amravati	Mech-1	20000	22000	22000	18000
	Jamner	Medium Staple	NA	0	0	10
Uttar Pradesh	Hathras	B.T. Cotton	NA	0	0	0
	Hathras	Desi	NA	0	0	0
Telangana	Adilabad	Un-Ginned	81818.3	71685.2	36938	19786.8
Andhra Pradesh	Adoni	Un-Ginned	1030	1659	1696	465
Karnataka	Bijapur	Bunny	NA	NA	3589	530
	Hubli	D.C.H.	NA	NA	72	0
	Hubli	B.T. Cotton	NA	NA	0	0
	Raichur	H-44 Cotton	15	0	15	5
Commodity	Lint		Arrivals (Quintal)	Arrivals (Quintal)	Arrivals (Quintal)	Arrivals (Quintal)
State	Centre	Variety	4-Mar-23	25-Feb-23	1-Feb-23	4-Mar-22
Punjab	Batinda	J-34	NA	NA	0	6800
	Abohar	J-34	1020	680	340	510
	Mansa	J-34	119	NA	0	340
Haryana	Sirsa	J-34	510	425	340	850
Rajasthan	Sri-Ganganagar	J-34	2500	2500	1500	0

Cotton Association of India Spot Rates:

Trade Name	Staple	Micronaire	Strength/ GPT	Weekly Average Prices		+/- Change
				27th Feb'23 to 04th Mar'23	20th Feb'23 to 25th Feb'23	
Bengal Deshi (RG)/Assam Comilla (101)	Below 22mm	5.0 - 7.0	15	64000	63880	120
Bengal Deshi (SG)(201)	Below 22mm	5.0 - 7.0	15	64500	64380	120
J-34(202)	26mm	3.5 - 4.9	23	60360	60260	100
H-4/ MECH-1(105)	28mm	3.5 - 4.9	27	60680	60860	-180
Shankar-6(105)	29mm	3.5 - 4.9	28	62600	62420	180
Bunny/ Brahma(105)	31mm	3.5 - 4.9	30	63380	63520	-140
MCU-5/ Surabhi(106)	32mm	3.3 - 4.9	31	64700	64220	480
DCH-32(107)	34mm	3.0 - 3.8	33	71500	72060	-560

Cotton Yarn Prices

Cotton Yarn Prices	3-Mar-23	2-Mar-23	Change	3-Mar-23	2-Mar-23	Change
Varietiy	Prices FOB ,USD			Prices Kg Indian Port		
Ne 20/1 Carded Hosiery Yarn	2.9	2.9	Unch	239	239	Unch
Ne 20/1 Combed Hosiery Yarn	3.14	3.14	Unch	259	259	Unch
Ne 21/1 Carded Weaving Yarn	2.9	2.9	Unch	239	239	Unch
Ne 26/1 Combed Hosiery Yarn	3.2	3.2	Unch	264	264	Unch
Ne 30/1 Carded Hosiery Yarn	3.12	3.12	Unch	257	257	Unch
Ne 30/1 Combed Hosiery Yarn	3.27	3.27	Unch	270	270	Unch
Ne 32/1 Carded Weaving Yarn	3.18	3.18	Unch	262	262	Unch
Ne 34/1 Combed Hosiery Yarn	3.48	3.48	Unch	287	287	Unch
Ne 40/1 Combed Hosiery Yarn	3.62	3.62	Unch	299	299	Unch
Ne 40/1 Carded Weaving Yarn	3.38	3.38	Unch	279	279	Unch
Ne 30/2 Carded Hosiery Yarn	3.38	3.38	Unch	279	279	Unch
Ne 32/2 Combed Knitting Yarn	3.78	3.78	Unch	312	312	Unch
Ne 32/2 Carded Hosiery Yarn	3.44	3.44	Unch	284	284	Unch
Ne 40/2 Combed Hosiery Yarn	4.17	4.17	Unch	344	344	Unch
Ne 30/1 Combed Compact Weaving Yarn	3.44	3.44	Unch	284	284	Unch
Ne 40/1 Combed Compact Weaving Yarn	3.75	3.75	Unch	309	309	Unch
Ne 50/1 Combed Compact Weaving Yarn	4.05	4.05	Unch	334	334	Unch
Ne 16/1 Open End Yarn	2.35	2.35	Unch	194	194	Unch
Ne 21/1 Open End Yarn	2.53	2.53	Unch	209	209	Unch
Ne 24/1 Open End Yarn	2.84	2.84	Unch	234	234	Unch

Cottonseed and oilcake Prices:

Cotton Seed Oil Cake Prices		Prices (Rs./Quintal)		Change
State	Market	4-Mar-23	25-Feb-23	
Punjab	Bhatinda (Pakki)	3200	3300	-100
Punjab	Ludiana	3570	3650	-80
Haryana	Sirsa	3200	3250	-50
Haryana	Hisar	3225	3275	-50
Rajasthan	Hanumangarh	3175	3225	-50
Rajasthan	Vijaynagar	3175	3225	-50
Madhya Pradesh	Indore	3095	3125	-30
Madhya Pradesh	Khargone	2970	3050	-80
Maharashtra	Wani	2970	3000	-30
Maharashtra	Malkapur	2970	3000	-30
Telegana	Warangal	2800	2800	Unch
Telegana	Adilabad	3000	3250	-250
Karnataka	Dharwad	2800	2950	-150
Karnatka	Hubli	3100	3260	-160
Gujarat	Dhasa ,Damnagar,Babra Good Qlty	2883	2917	-33

Cotton Seed Prices		Prices (Rs./Quintal)		Change
State	Market	4-Mar-23	25-Feb-23	
Punjab	Mansa	3300	3350	-50
Punjab	Bhatinda	3350	3500	-150
Haryana	Adampur	3625	3675	-50
Haryana	Charkhi Dadari	3525	3575	-50
Rajasthan	Hanumangarh	3600	3650	-50
Rajasthan	Bikaner	3675	3725	-50
Madhya Pradesh	Sendhwa	3125	3175	-50
Madhya Pradesh	Barwaha	3000	3150	-150
Maharastra	Malkapur	3050	3125	-75
Maharastra	Akot	3200	3350	-150
Telegana	Madnoor	3050	3200	-150
Telegana	Jangaon	3080	3150	-70
Karnatka	Bijapur	3150	3200	-50
Karnatka	Hubli	3150	3200	-50
Gujarat	Mahuva,Rajula,S.Kundla,UNA	3025	3100	-75

Gujarat	Kadi	3100	3175	-75
---------	------	------	------	-----

Disclaimer

The information and opinions contained in the document have been compiled from sources believed to be reliable. The company does not warrant its accuracy, completeness and correctness. Use of data and information contained in this report is at your own risk. This document is not, and should not be construed as, an offer to sell or solicitation to buy any commodities. This document may not be reproduced, distributed or published, in whole or in part, by any recipient hereof for any purpose without prior permission from the Company. IASL and its affiliates and/or their officers, directors and employees may have positions in any commodities mentioned in this document (or in any related investment) and may from time to time add to or dispose of any such commodities (or investment). Please see the detailed disclaimer at © 2023 Indian Agribusiness Systems Ltd.