

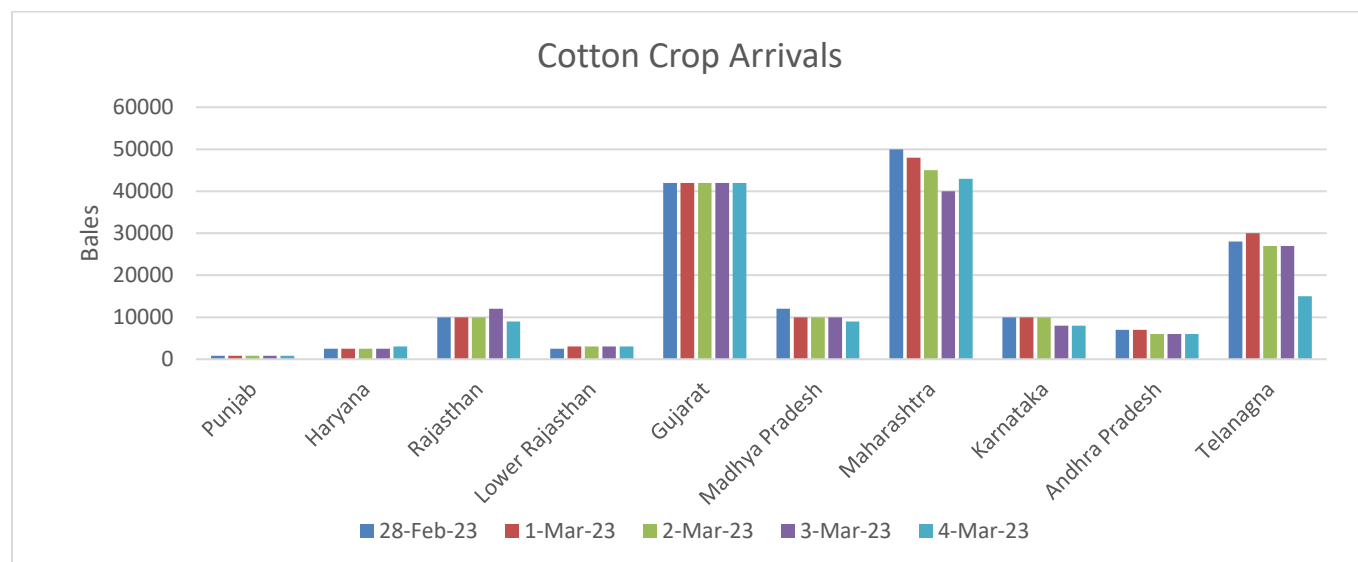
COTTON WEEKLY RESEARCH REPORT13th March 2023**Domestic market summary****Major Market Highlights:**

- Cotton prices have registered a dip in prices this week, in all three zones.
- Light rainfall was witnessed in some parts of north and central India. Although, the temperature is high in most of the region.
- Markets were closed due to Holi Festival across India during the past week.
- Cotton daily arrivals were at around 1,40,000-1,80,000 bales per day and total arrivals were around 12 lakh bales, during the past week. Arrivals have increased during the past week as farmers are releasing their stocks.
- Cottonseed and oilcake prices continue to fall in prices. There is very limited demand for cottonseed in the market. So, prices are likely to go down with the pressure of arrivals and due to weak demand.
- Ginning factories are running with 50-70% of their capacity. Cotton exports were lower due to limited demand from the international market.

Domestic Market Scenario:

- The Cotton Corporation of India (CCI) will procure fair average quality (FAQ) grade cotton from farmers till 31st March 2023 for the 2022-2023 cotton season.
- As per the Madhya Pradesh Association of Cotton Processors and Traders, about 50 percent of ginning units have closed their operation due to the unavailability of raw cotton, while those operating are getting just 30-40 percent raw cotton against their full capacity.

Cotton Crop Arrival & Prices:

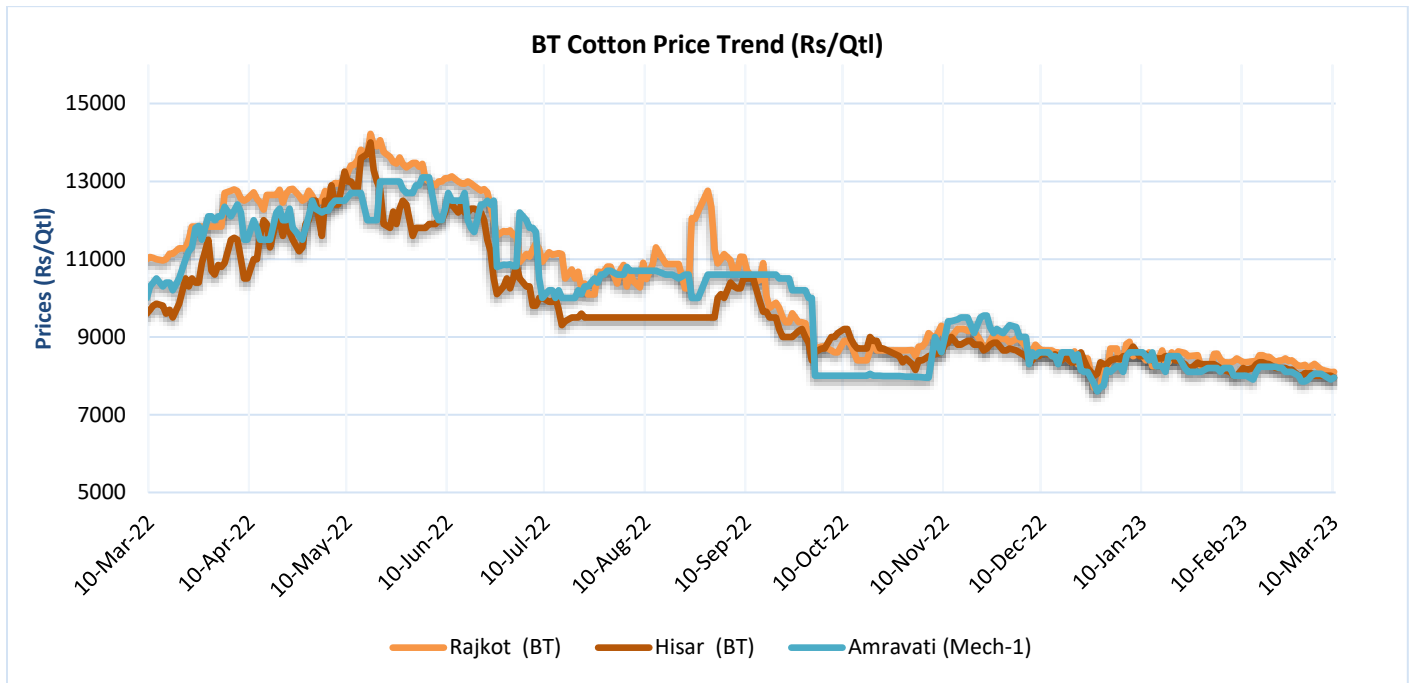


All India Cotton Arrivals 2022-23	
This Week	12 Lakh Bales
Cumulative Arrival	168 Lakh Bales
Cotton Consumption	112 Lakh Bales
Exports	7,00,000 Bales
Import	7,50,000 Bales

Domestic Cotton Prices Scenario

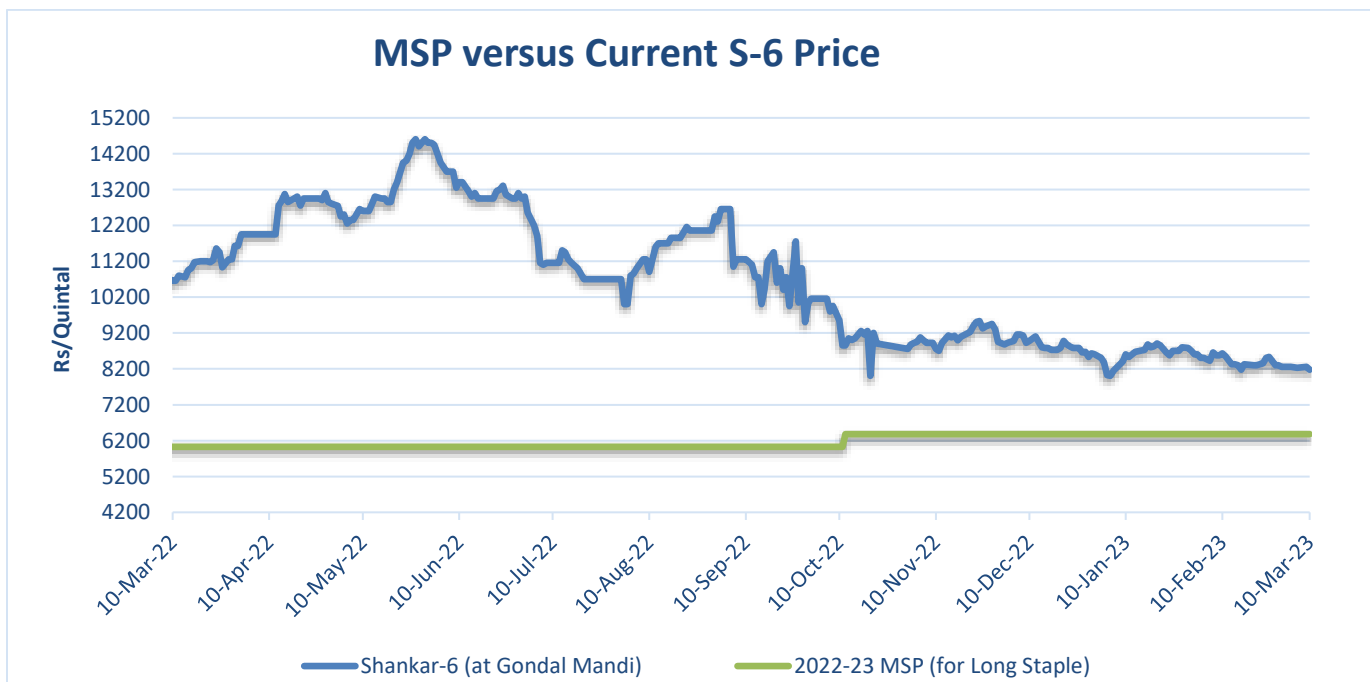
Kapas (Raw Cotton) Weekly Price Scenario

Weekly Price Review: Weekly BT Cotton average prices at Rajkot stood lower at Rs. 8,117/Qtl compared to previous week's Rs. 8,248/Qtl. Cotton prices at Amravati traded at Rs. 7,967 per quintal whereas prices in Hisar were lower at Rs. 7,983 per quintal during the past week. Prices have decreased during the past week in the major markets across the country due to the increase in arrivals.



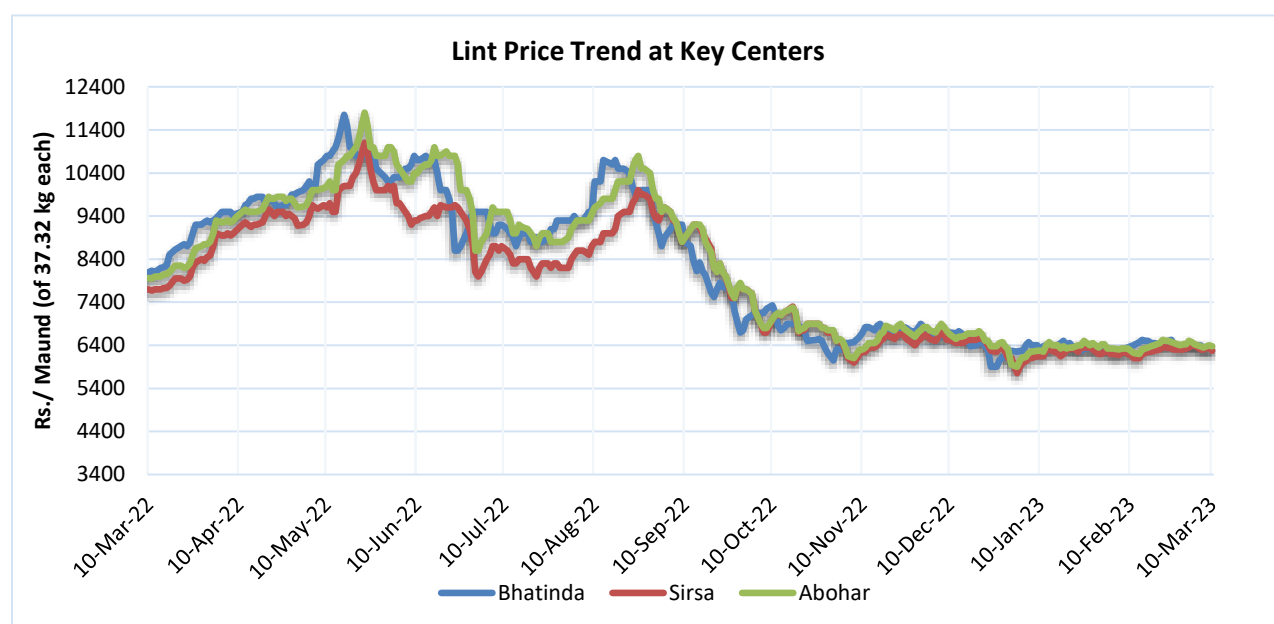
Spot Price Comparison

Cotton Shanker-6 at Gondal market traded lower at Rs. 8,055 per quintal against the previous week prices of Rs. 8,150 per quintal. The minimum support price of cotton for the 2022-23 season is at Rs. 6,380 per quintal.



Lint price Outlook

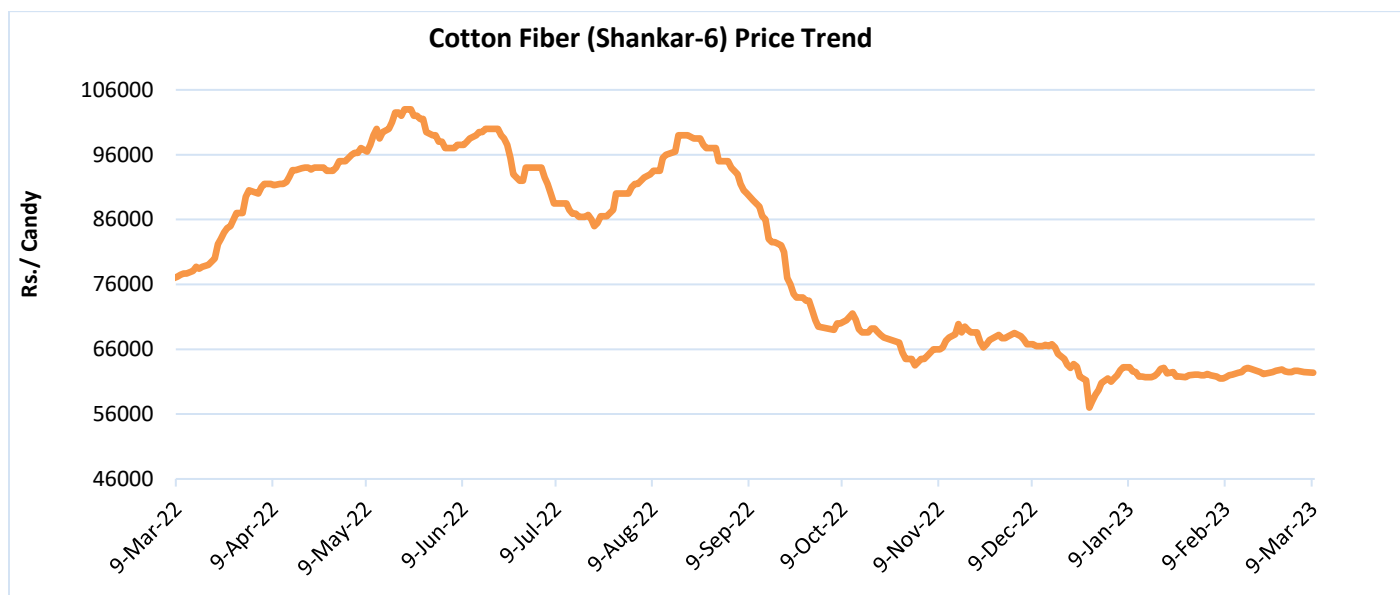
The average price stood lower at Rs. 6368/maund this week compared to Rs. 6385/maund previous week in Abohar, in Bhatinda prices were lower at Rs. 6368/maund, and in Sirsa were at Rs. 6262/maund from Rs. 6325/maund previous week.



Source: Agriwatch

Cotton Fiber Price Outlook

The average cotton fiber (Shankar-6) prices of premium quality have become slightly lower and is currently at trading Rs.62,566/candy and is likely to remain rangebound in the coming weeks.



Source: Cotton Association of India (CAI)

Cotton Seed Oil and Cotton Seed Oil Cake

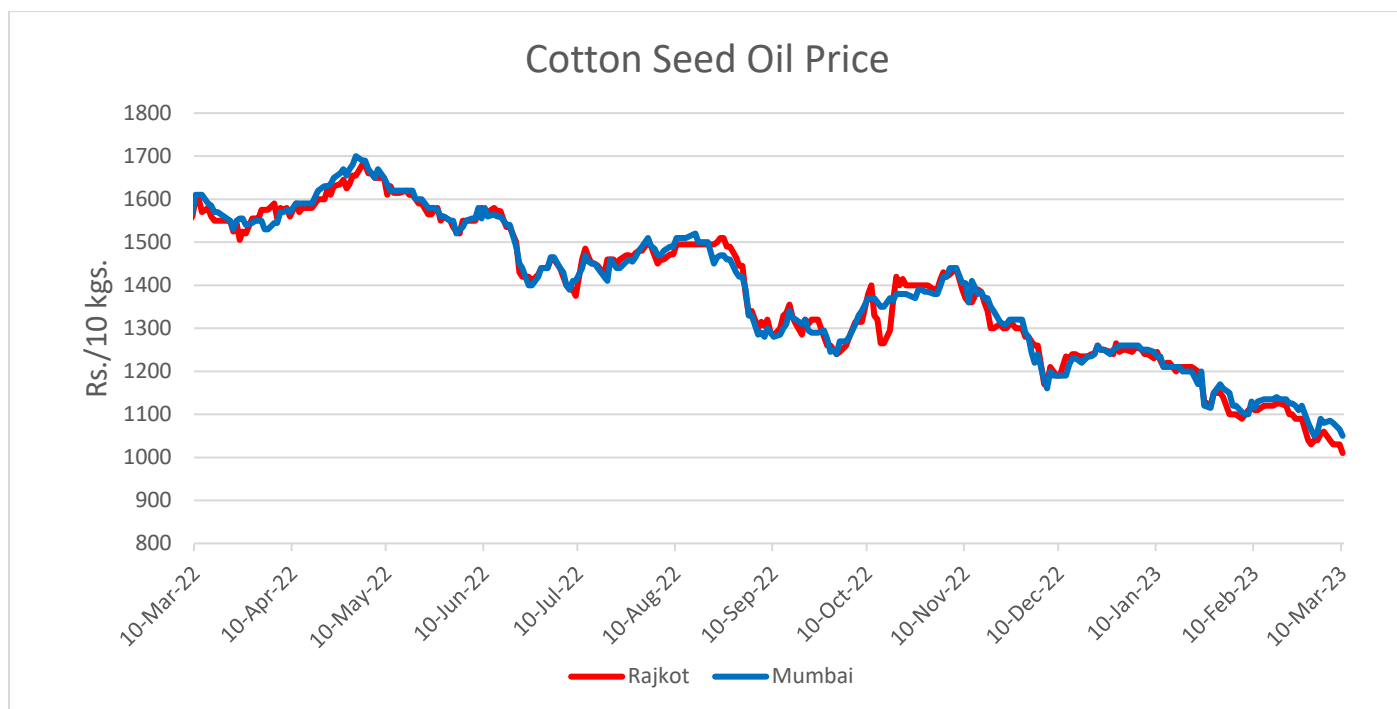
Cotton Seed Oil weekly

Price Scenario

Cottonseed oil prices have shown a weak trend across the major centers during the week ending on 10th Mar'23.

Center	Weekly Average Price as on (Rs/10 kg.)		% Change
	10-Mar-23	03-Mar-23	
Rajkot	1034	1041	-0.67
Hyderabad	1070	1078	-0.74
Mumbai	1072	1069	0.28

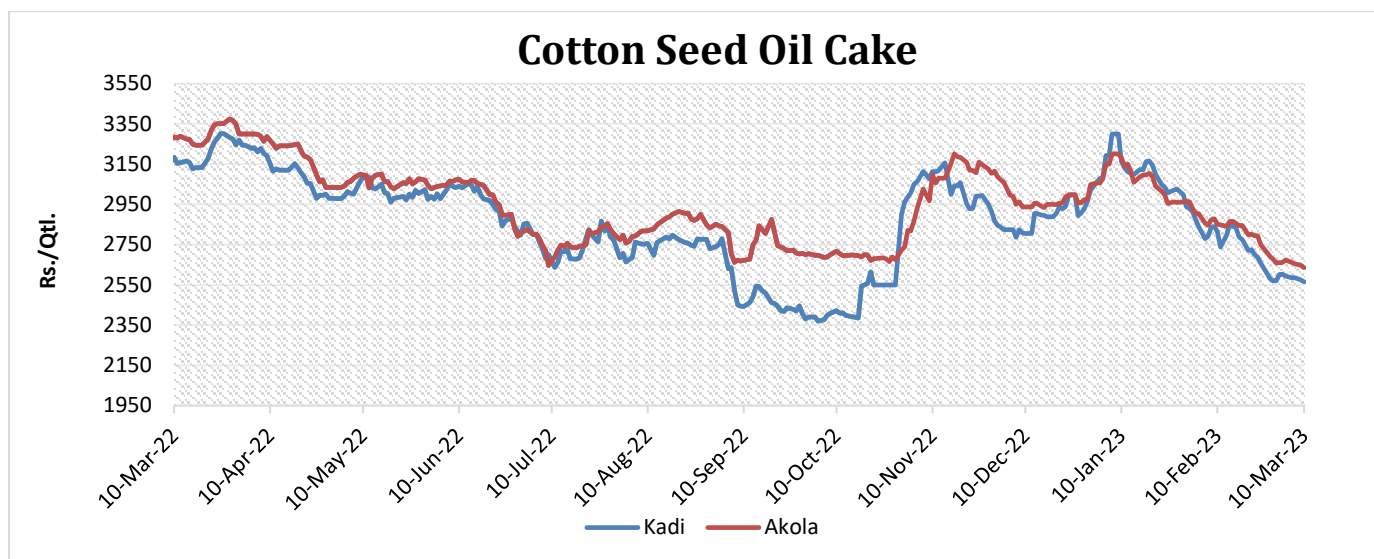
Source: Agriwatch



Cotton Seed Oil Cake Weekly Price Scenario

The average price of cottonseed oilcake in the Kadi market has decreased due to limited demand as compared to previous week. Prices in Kadi were at Rs. 2581 per quintal from Rs. 2585 per quintal and in Akola prices were at Rs. 2654 per quintal from Rs. 2670 per quintal the previous week. For the coming week we expect prices to remain weak as with increased pressure of arrivals.

Center	Weekly Average Price as on (Rs/quintal.) *		% Change
	10-Mar-23	03-Mar-23	
Kadi	2581	2585	-0.16
Akola	2654	2670	-0.58



Source: NCDEX

NCDEX Cottonseed oilcake

Expiry Date	24.02.23	03.03.23	Change
Mar-23	2626	2596	-30
Apr-23	2635	2619	-16

Price Forecast for the coming week

Months	Past Week	During the week	Coming week
Price per quintal at Rajkot (Average of the month)	8100	8000-8250	8000-8250

Stock Summary

Stock with Spinners	Stock with Government, MCX, MNC, Traders, Ginners etc	Total
54.00	22.50	76.50

International Market Scenario

ICE cotton futures fell over 3% to hit their lowest in nearly four months during the last week, as a lack of demand for the natural fibre and downbeat sentiments across the market. The market was down about 4.2% for a week so far.

According to USDA WASDE report, U.S. cotton supply and demand forecasts for the 2022-23 season are unchanged relative to last month. The global 2022-23 cotton supply and demand forecasts for march month include lower consumption and trade, and higher production and stocks. Beginning stocks are almost 900,000 bales higher. World cotton consumption in 2022-23 season is 555,000 bales lower this month with reductions in Turkey, Pakistan, Indonesia, and Bangladesh.

Projected exports are lower for Brazil, India, and Argentina, with world trade totaling 785,000 bales lower. Production is more than 700,000 bales higher as larger expected crops in China, Australia, and Uzbekistan more than offset reduced prospects for India. At 91.1 million bales, 2022/23 world-ending stocks are projected 2.1 million higher than a month earlier and 5.0 million higher than in 2021/22.

USDA Balance Sheet

World Cotton Balance Sheet			
	2020-21	2021-22#	2022-23*
Area Harvested	31,366	32,533	31,611
Yield	773	775	792
Opening Stock	98,184	86,283	86,113
Production	1,11,494	1,15,901	1,15,090
Imports	48,677	42,691	39,576
Exports	48,833	42,858	39,596
Domestic Consumption	1,23,239	1,15,904	1,10,038
Ending Stock	86,283	86,113	91,145

Source: USDA *Global projected 2022-23; #estimated 2021-22

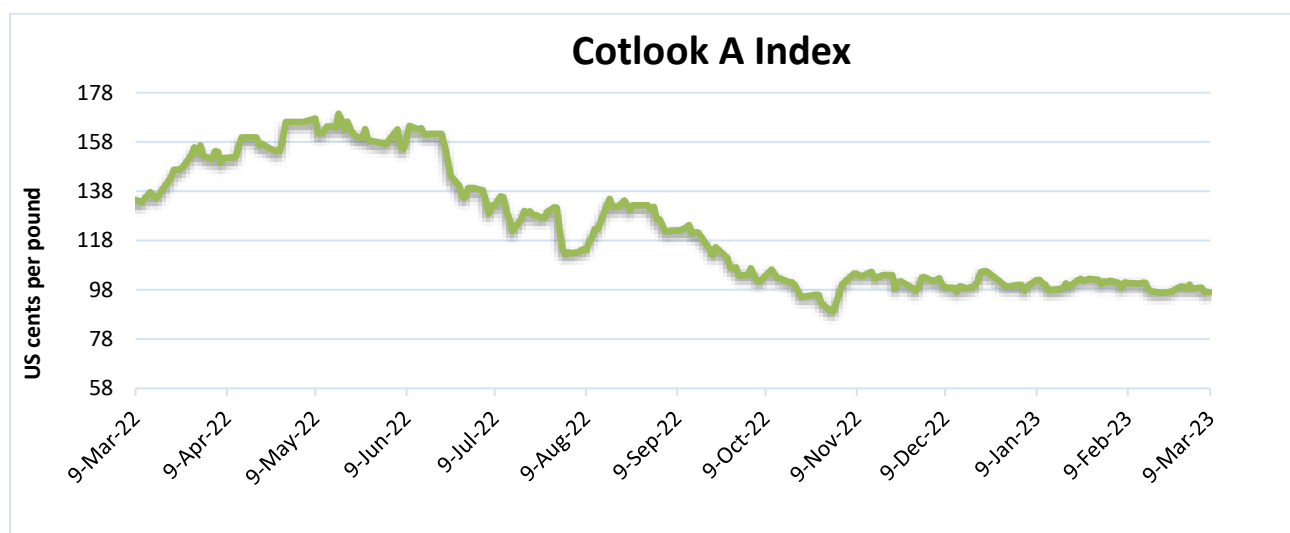
*Attribute Unit Description: Area in 1000 Ha; Yield of Cotton in Kg/Ha; Quantity of Cotton in 1000 480-lb Bales

Cotlook A Index

Cotlook A Index was lower this week. The Cotlook A Index was at 97.86 cents/lb higher by 1% as compared to the previous week.

Cotlook A Index	Weekly Average Price change as on		% Change
	09-Mar-23	02-Mar-23	
Prices	97.86	98.95	-1.10
Prices in US cents per Pound			

Source: Cotlook



China Cotton Index and Foreign Cotton Index

Cotton Index	Weekly Average Price as on		% Change
	10-Mar-23	03-Mar-23	
FC (S)	98.91	100.65	-1.73
FC (M)	91.71	99.53	-1.73
FC (L)	96.70	98.43	-1.76
Prices in US cents per Pound			

Source: China Cotton Association

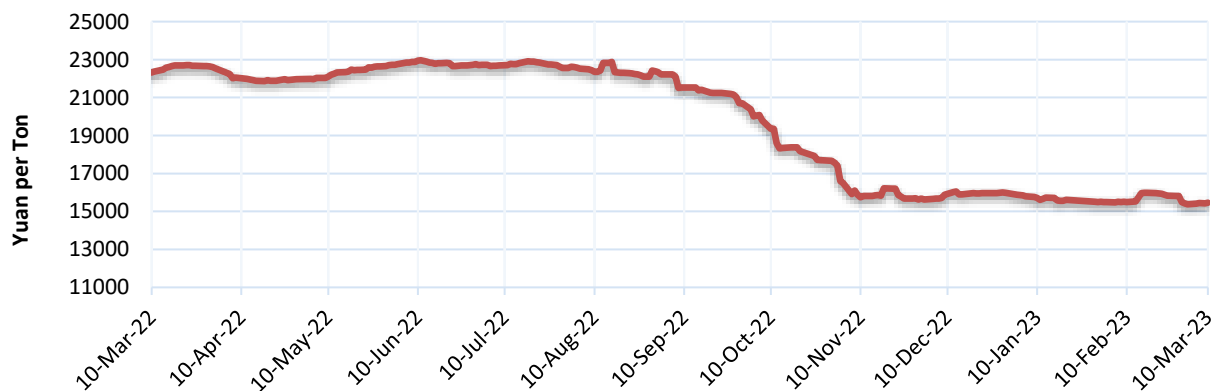
FC Index (M)



Cotton Index	Weekly Average Price as on		% Change
	10-Mar-23	03-Mar-23	
CCIndex(328)	15620.00	15430.00	1.23
CCIndex(527)	14674.00	140670.00	4.32
CCIndex(229)	15511.75	15718.60	-1.32
Prices in Yuan per ton			

Source: China Cotton Association

China Cotton Index(328)

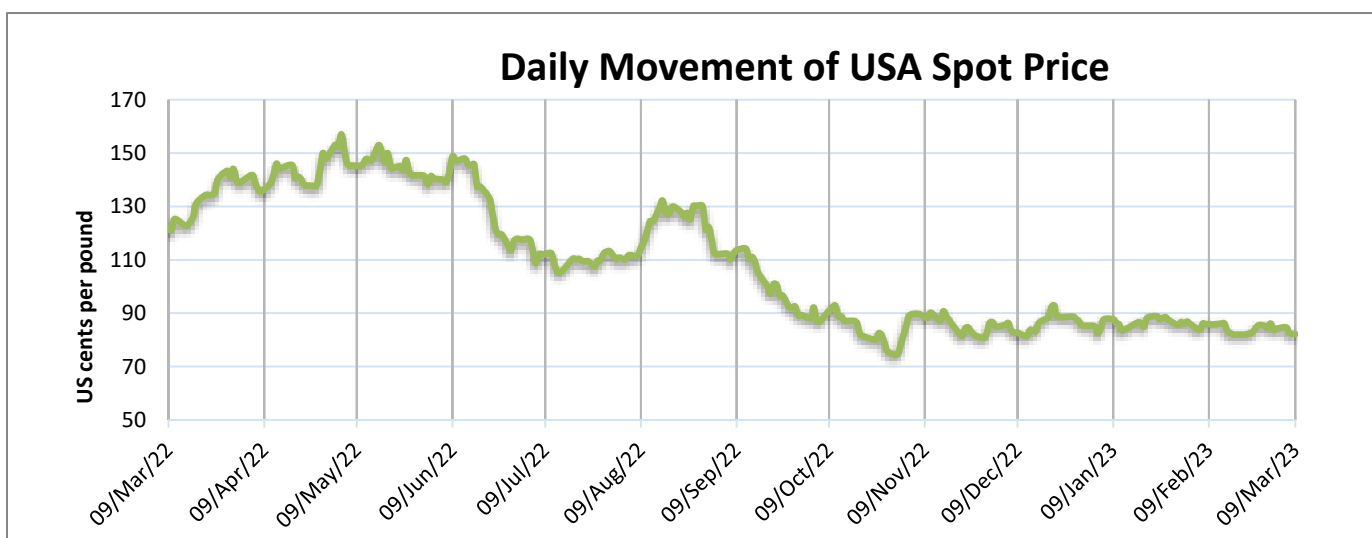


USA Spot Prices

U.S.A spot prices was at 83.48 cents per pound last week.

USA Spot Prices	Monthly Average Price as on		% Change
	09-Mar-23	02-Mar-23	
Prices	83.48	84.93	-1.71
Prices in US cents per Pound			

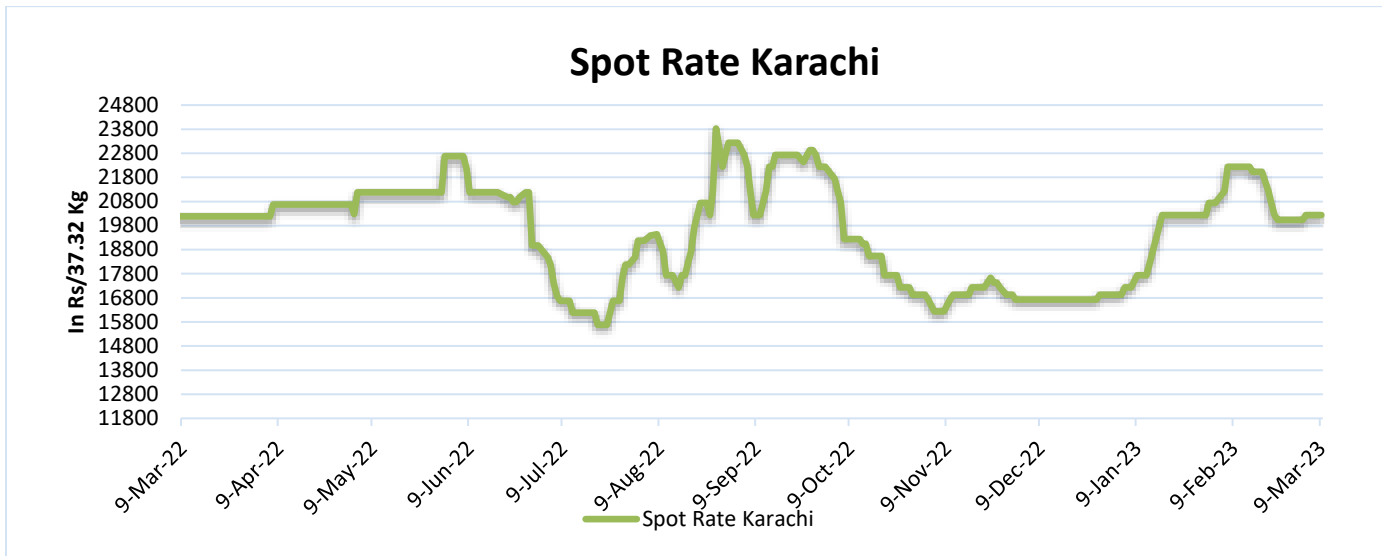
Source: USDA



Pakistan Spot Prices

The Karachi spot price has slightly improved and were at Rs. 20235/q from the previous week.

Karachi Spot Prices	Weekly Average Price as on		% Change
	09-Mar-23	02-Mar-23	
Prices	20235	20185	0.25
Prices in Rs per 37.32 Kg			



Commodity: Cotton seed oilcake

Exchange: MCX

Contract: Mar

Expiry: Mar 30, 2023

Cottonseed Oilcake

Technical Chart:



Technical Commentary:

- As evident from the above, overall trend remained bearish. Prices have corrected during the last week, but may take a support at 2532 and can retrace back.

- Currently trading below 18, and 9 DMA. RSI indicates weak buying strength.
- Prices have broken to more than 61% Fibonacci retracement level.
- Market is expected further to remain rangebound to weak in the coming week.

Intraday Supports & Resistances			S1	S2	PCP	R1	R2
Cottonseed oilcake	NCDEX	Mar	2416	2466	2532	2692	2707
Intraday Trade Call			Call	Entry	T1	T2	SL
Cottonseed oilcake	NCDEX	Mar	Sell	2542	2507	2482	2563

Technical Analysis of Cotton Future (Mar'23 Contract) at ICE



- The Mar'23 contract showed downtrend during the past week.
- Total volume increased & Open Interest slightly decreased compared to past week.
- We expect cotton prices to remain sideways in the coming week.

Expected Price Range During Coming week

Expected Trend	Expected Trading Band
Range bound	72-85

Expected Support and Resistance

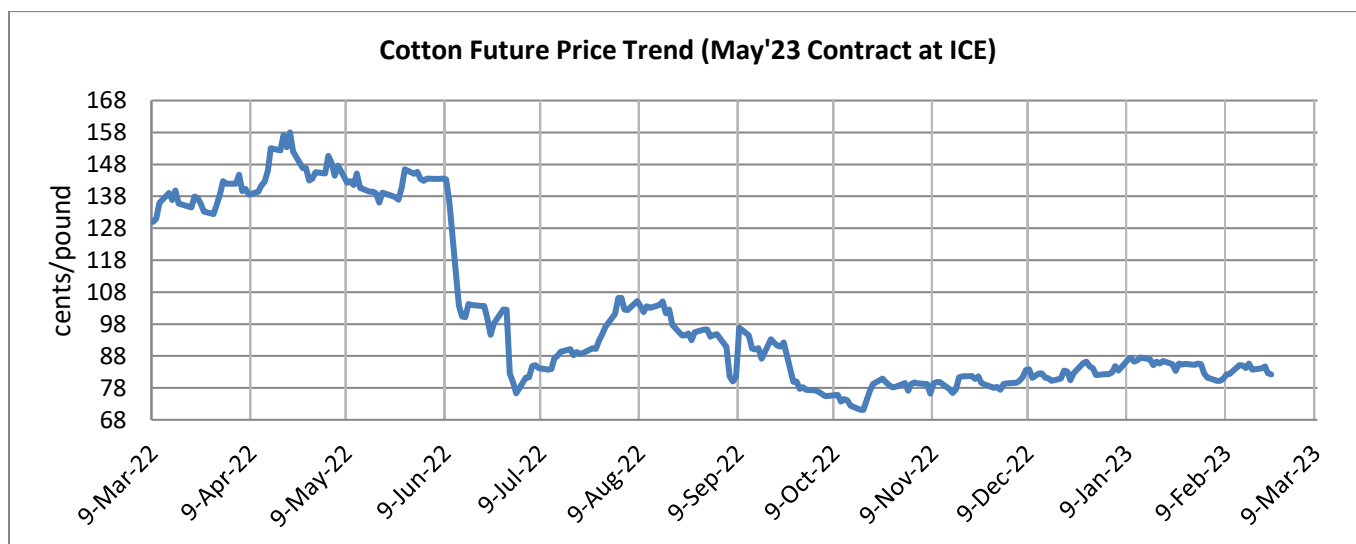
Support 1	Support 2	Resistance 1	Resistance 2
82.5	80.00	85	87

Figures in US cents/pound

Cotton Future Prices at ICE

Cotton Prices in Future Contract on ICE						Prices in cents/Lb	
Contracts	09-Mar-23	07-Feb-23	09-Dec-22	10-Sep-22	09-Mar-22	% Change over a month	% Change over previous year
Mar-23	82.18	86.38	80.66	99.28	117.47	-4.86	-30.04
May-23	82.89	87.06	79.19	96.27	113.21	-4.79	-26.78
Jul-23	83.03	85.92	78.32	109.52	105.69	-3.36	-21.01
Oct-23	83.07	85.82	78.17	104.84	101.69	-3.20	-18.31
Dec-23	82.30	85.63	80.9	101.45	121.67	-3.89	-32.36

Future Price Trend (Active Contract):



Cotton Yarn

As per the market sources, Cotton yarn prices remained steady during the last week in south India amid average buying. There has been no movement in the prices of cotton yarn in Tiruppur and Mumbai as the demand has weakened, though it is still better than last month. Mumbai has noted weaker demand for cotton yarn, while prices have remained steady.

In Mumbai, 60 count carded cotton yarn of warp and weft varieties were traded at Rs.1,525-1,540 and Rs.1,430-1,470 per 5 kg respectively. 60 combed warp was priced at Rs.342-345 per kg, 80 carded (weft) cotton yarn was sold at Rs.1,440-1,480 per 4.5 kg.

Cotton Domestic Weekly Price

Cotton Prices at Key Spot Markets:

Commodity	Kapas		Weekly Average Prices (Rs./Quintal)		Change
State	Centre	Variety	06th Mar'23 to 11th Mar'23	27th Feb'23 to 04th Mar'23	
Gujarat	Ahmedabad	Shankar-6	8231	8246	-15
	Gondal	Shankar-6	8005	8155	-150
	Rajkot	B.T. Cotton	8111	8250	-139
	Patan	B.T. Cotton	8007	8170	-163
	Kadi	B.T. Cotton	7894	8121	-227
	Deesa	B.T. Cotton	1373	1344	29
	Dhrol	B.T. Cotton	7853	8088	-235
Haryana	Bhiwani	B.T. Cotton	7825	8008	-183
	Adampur	B.T. Cotton	7888	8033	-146
	Fatehabad	B.T. Cotton	7786	7898	-112
	Uchana	B.T. Cotton	7967	7934	33
	Dabwali	B.T. Cotton	7701	7852	-151
Rajasthan	Hanumangarh	B.T. Cotton	7850	8108	-258
	Rawatsar	B.T. Cotton	7895	8188	-293
Madhya Pradesh	Khandwa	Mech-1	8000	7950	50
	Khargaon	Mech-1	NA	7793	-
Maharashtra	Amravati	Mech-1	7850	7960	-110
	Jamner	Medium Staple	NA	NA	-
Telangana	Adilabad	Un-Ginned	7030	7516	-487
Andhra Pradesh	Adoni	Un-Ginned	7654.25	7887.333333	-233
Karnataka	Bijapur	Bunny	8049	8194	-145
	Hubli	D.C.H.	7210	8225	-1015
	Raichur	H-44 Cotton	7925	7992	-67
Commodity	Lint		Prices (Rs./Maund of 37.32kg each)		Change
State	Centre	Variety	06th Mar'23 to 11th Mar'23	27th Feb'23 to 04th Mar'23	
Punjab	Bhatinda	J-34	6335	6392	-57
	Abohar	J-34	6295	6388	-93
	Mansa	J-34	6325	6333	-8
Haryana	Sirsa	J-34	6230	6321	-91
Rajasthan	Sri-Ganganagar	J-34	6110	6157	-47

Cotton Arrivals in Key Centers:

Commodity	Kapas		Weekly Sum Arrivals (Quintal)		Change
State	Centre	Variety	06th Mar'23 to 11th Mar'23	27th Feb'23 to 04th Mar'23	
Gujarat	Ahmedabad	Shankar-6	57375	62050	-4675
	Gondal	Shankar-6	7460	7636	-176
	Rajkot	B.T. Cotton	1562	2933	-1371
	Patan	B.T. Cotton	2191	3654	-1463
	Kadi	B.T. Cotton	17500	30833	-13333
	Deesa	B.T. Cotton	NA	20	-
	Dhrol	B.T. Cotton	208	412	-204
Haryana	Bhiwani	B.T. Cotton	650	567	83
	Adampur	B.T. Cotton	1233	1162	71
	Fatehabad	B.T. Cotton	196	296	-100
	Uchana	B.T. Cotton	230	333	-103
	Dabwali	B.T. Cotton	230	333	-103
Rajasthan	Hanumangarh	B.T. Cotton	4500	1250	3250
	Rawatsar	B.T. Cotton	4500	1250	3250
Madhya Pradesh	Khandwa	Mech-1	2250	3875	-1625
Maharashtra	Amravati	Mech-1	20333	20000	333
	Jamner	Medium Staple	NA	NA	-
Telangana	Adilabad	Un-Ginned	69831	85913	-16082
Andhra Pradesh	Adoni	Un-Ginned	851	1335	-485
Karnataka	Bijapur	Bunny	2124	3054	-930
	Hubli	D.C.H.	28	30	-2
	Raichur	H-44 Cotton	13	15	-3
Commodity	Lint		Weekly Sum Arrivals (Quintal)		Change
State	Centre	Variety	06th Mar'23 to 11th Mar'23	27th Feb'23 to 04th Mar'23	
	Abohar	J-34	1054	737	317
	Mansa	J-34	85	111	-26
Haryana	Sirsa	J-34	476	383	94
Rajasthan	Sri-Ganganagar	J-34	2625	2333	292

Week on Week Price: Scenario of Cotton:

Commodity	Kapas		Today	Week Ago	Month Ago	Year Ago
State	Centre	Variety	11-Mar-23	4-Mar-23	8-Feb-23	11-Mar-22
Gujarat	Ahmedabad	Shankar-6	8500	8150	8400	10500
	Gondal	Shankar-6	7905	8180	8330	11180

	Rajkot	B.T. Cotton	7900	8260	8450	11030
	Patan	B.T. Cotton	7950	8115	8260	10240
	Kadi	B.T. Cotton	7750	8000	8250	10000
	Deesa	B.T. Cotton	1330	1348	1411	1550
	Dhrol	B.T. Cotton	7990	8140	8555	9845
Haryana	Bhiwani	B.T. Cotton	7600	8000	8000	0
	Bhiwani	Desi	NA	NA	0	0
	Adampur	B.T. Cotton	7600	8000	8000	9800
	Fatehabad	B.T. Cotton	7600	7870	8080	9650
	Jind	B.T. Cotton	NR	0	0	9800
	Uchana	B.T. Cotton	NA	7900	0	9200
	Dabwali	B.T. Cotton	7560	7815	8005	10200
Rajasthan	Hanumangarh	B.T. Cotton	7700	8000	8250	10400
	Rawatsar	B.T. Cotton	7840	8150	8325	10500
Madhya Pradesh	Khandwa	Mech-1	Closed	Closed	7800	0
	Khargaon	Mech-1	Closed	Closed	8000	0
Maharashtra	Amravati	Mech-1	7700	8050	8000	10400
	Jamner	Medium Staple	NA	0	0	0
Telangana	Adilabad	Un-Ginned	NA	7550	7500	9550
Andhra Pradesh	Adoni	Un-Ginned	7585	7785	7859	10296
Karnataka	Bijapur	Bunny	NA	8050	8180	10389
	Hubli	D.C.H.	NA	0	8440	0
	Hubli	B.T. Cotton	NA	0	0	0
	Raichur	H-44 Cotton	7750	7950	7900	10380
Commodity	Lint		Today	Week Ago	Month Ago	Year Ago
State	Centre	Variety	11-Mar-23	4-Mar-23	8-Feb-23	11-Mar-22
Punjab	Bhatinda	J-34	6200	6400	6300	8100
	Abohar	J-34	6175	6400	6300	8100
	Mansa	J-34	6300	6300	0	8100
Haryana	Sirsa	J-34	6100	6300	6200	7780
Rajasthan	Sri-Ganganagar	J-34	6016	6157	6016	7473

Cotton Arrivals in Key Centers:

Commodity	Kapas	Arrivals (Quintal)	Arrivals (Quintal)	Arrivals (Quintal)	Arrivals (Quintal)
-----------	-------	--------------------	--------------------	--------------------	--------------------

State	Centre	Variety	11-Mar-23	4-Mar-23	8-Feb-23	11-Mar-22
Gujarat	Ahmedabad	Shankar-6	59500	59500	59500	42500
	Gondal	Shankar-6	7200	7625	7750	7500
	Rajkot	B.T. Cotton	3000	2500	3500	4800
	Patan	B.T. Cotton	2547	2448	5000	1699
	Kadi	B.T. Cotton	15000	30000	15000	15000
	Deesa	B.T. Cotton	NA	NA	20	0
	Dhrol	B.T. Cotton	334	332	653	251
Haryana	Bhiwani	B.T. Cotton	400	500	600	0
	Bhiwani	Desi	NA	NA	0	0
	Adampur	B.T. Cotton	1020	1700	1020	3400
	Fatehabad	B.T. Cotton	225	365	300	500
	Jind	B.T. Cotton	NR	0	0	774
	Uchana	B.T. Cotton	200	250	275	500
	Dabwali	B.T. Cotton	200	250	275	500
Rajasthan	Hanumangarh	B.T. Cotton	2000	1500	4000	3000
	Rawatsar	B.T. Cotton	2000	1500	4000	3000
Madhya Pradesh	Khandwa	Mech-1	Closed	Closed	6000	0
	Khargaon	Mech-1	Closed	Closed	5900	0
Maharashtra	Amravati	Mech-1	20000	20000	22000	12000
	Jamner	Medium Staple	NA	0	0	0
	Hathras	Desi	NA	NA	0	0
Telangana	Adilabad	Un-Ginned	NA	81818.3	49902.8	8303.9
Andhra Pradesh	Adoni	Un-Ginned	1019	1030	1441	408
Karnataka	Bijapur	Bunny	NA	1983	4185	396
	Hubli	D.C.H.	NA	0	118	0
	Hubli	B.T. Cotton	NA	0	0	0
	Raichur	H-44 Cotton	15	15	15	6
Commodity	Lint		Arrivals (Quintal)	Arrivals (Quintal)	Arrivals (Quintal)	Arrivals (Quintal)
State	Centre	Variety	11-Mar-23	4-Mar-23	8-Feb-23	11-Mar-22
Punjab	Bhatinda	J-34	NA	0	0	1700
	Abohar	J-34	1190	1020	340	680
	Mansa	J-34	102	119	0	255
Haryana	Sirsa	J-34	510	510	510	1700
Rajasthan	Sri-Ganganagar	J-34	3000	2500	2000	1500

Cotton Association of India Spot Rates:

Trade Name	Staple	Micronaire	Strength/ GPT	Weekly Average Prices		+/- Change
				06th Mar'23 to 11th Mar'23	27th Feb'23 to 04th Mar'23	
Bengal Deshi (RG)/Assam Comilla (101)	Below 22mm	5.0 - 7.0	15	64733	64000	733
Bengal Deshi (SG)(201)	Below 22mm	5.0 - 7.0	15	65233	64500	733
J-34(202)	26mm	3.5 - 4.9	23	60367	60360	7
H-4/ MECH-1(105)	28mm	3.5 - 4.9	27	60367	60680	-313
Shankar-6(105)	29mm	3.5 - 4.9	28	62333	62600	-267
Bunny/ Brahma(105)	31mm	3.5 - 4.9	30	62800	63380	-580
MCU-5/ Surabhi(106)	32mm	3.3 - 4.9	31	64700	64700	Unch
DCH-32(107)	34mm	3.0 - 3.8	33	71833	71500	333

Cotton Yarn Prices

Cotton Yarn Prices	10-Mar-23	9-Mar-23	Change	10-Mar-23	9-Mar-23	Change
Varietiy	Prices FOB ,USD			Prices Kg Indian Port		
Ne 20/1 Carded Hosiery Yarn	2.86	2.86	Unch	234	234	Unch
Ne 20/1 Combed Hosiery Yarn	3.04	3.04	Unch	249	249	Unch
Ne 21/1 Carded Weaving Yarn	2.86	2.86	Unch	234	234	Unch
Ne 26/1 Combed Hosiery Yarn	3.16	3.16	Unch	259	259	Unch
Ne 30/1 Carded Hosiery Yarn	3.08	3.08	Unch	252	252	Unch
Ne 30/1 Combed Hosiery Yarn	3.22	3.22	Unch	264	264	Unch
Ne 32/1 Carded Weaving Yarn	3.14	3.14	Unch	257	257	Unch
Ne 34/1 Combed Hosiery Yarn	3.44	3.44	Unch	282	282	Unch
Ne 40/1 Combed Hosiery Yarn	3.59	3.59	Unch	294	294	Unch
Ne 40/1 Carded Weaving Yarn	3.35	3.35	Unch	274	274	Unch
Ne 30/2 Carded Hosiery Yarn	3.35	3.35	Unch	274	274	Unch
Ne 32/2 Combed Knitting Yarn	3.75	3.75	Unch	307	307	Unch
Ne 32/2 Carded Hosiery Yarn	3.41	3.41	Unch	279	279	Unch
Ne 40/2 Combed Hosiery Yarn	4.14	4.14	Unch	339	339	Unch

Ne 30/1 Combed Compact Weaving Yarn	3.41	3.41	Unch	279	279	Unch
Ne 40/1 Combed Compact Weaving Yarn	3.71	3.71	Unch	304	304	Unch
Ne 50/1 Combed Compact Weaving Yarn	4.02	4.02	Unch	329	329	Unch
Ne 16/1 Open End Yarn	2.37	2.37	Unch	194	194	Unch
Ne 21/1 Open End Yarn	2.55	2.55	Unch	209	209	Unch
Ne 24/1 Open End Yarn	2.86	2.86	Unch	234	234	Unch

Cottonseed and oilcake Prices:

Cotton Seed Oil Cake Prices		Prices (Rs./Quintal)		Change
State	Market	11-Mar-23	4-Mar-23	
Punjab	Bhatinda (Pakki)	3100	3200	-100
Punjab	Ludiana	3600	3570	30
Haryana	Sirsa	3100	3200	-100
Haryana	Hisar	3125	3225	-100
Rajasthan	Hanumangarh	3075	3175	-100
Rajasthan	Vijaynagar	3075	3175	-100
Madhya Pradesh	Indore	3095	3095	Unch
Madhya Pradesh	Khargone	2970	2970	Unch
Maharashtra	Wani	2970	2970	Unch
Maharashtra	Malkapur	2970	2970	Unch
Telegana	Warangal	2750	2800	-50
Telegana	Adilabad	3000	3000	Unch
Karnataka	Dharwad	2800	2800	Unch
Karnatka	Hubli	3100	3100	Unch
Gujarat	Dhasa ,Damnagar,Babra Good Qlty	2817	2883	-67

Cotton Seed Prices		Prices (Rs./Quintal)		Change
State	Market	10-Mar-23	3-Mar-23	
Punjab	Mansa	3300	3300	Unch
Punjab	Bhatinda	3300	3350	-50
Haryana	Adampur	3425	3625	-200
Haryana	Charkhi Dadari	3325	3525	-200
Rajasthan	Hanumangarh	3400	3600	-200
Rajasthan	Bikaner	3475	3675	-200
Madhya Pradesh	Sendhwa	3025	3125	-100

Madhya Pradesh	Barwaha	2920	3000	-80
Maharashtra	Malkapur	3050	3050	Unch
Maharashtra	Akot	3200	3200	Unch
Telegana	Madnoor	3000	3050	-50
Telegana	Jangaon	2970	3080	-110
Karnatka	Bijapur	2950	3150	-200
Karnatka	Hubli	2950	3150	-200
Gujarat	Mahuva,Rajula,S.Kundla,UNA	3000	3025	-25
Gujarat	Kadi	2950	3100	-150

Disclaimer

The information and opinions contained in the document have been compiled from sources believed to be reliable. The company does not warrant its accuracy, completeness and correctness. Use of data and information contained in this report is at your own risk. This document is not, and should not be construed as, an offer to sell or solicitation to buy any commodities. This document may not be reproduced, distributed or published, in whole or in part, by any recipient hereof for any purpose without prior permission from the Company. IASL and its affiliates and/or their officers, directors and employees may have positions in any commodities mentioned in this document (or in any related investment) and may from time to time add to or dispose of any such commodities (or investment). Please see the detailed disclaimer at © 2023 Indian Agribusiness Systems Ltd.