

COTTON WEEKLY RESEARCH REPORT20th March 2023**Domestic market summary****Major Market Highlights:**

- Cotton prices have registered a dip in prices this week, in all three zones.
- Cotton daily arrivals have increased after the Holi festival and were at around 1,15,000-1,20,000 bales per day. During the past week, arrivals were around 7 lakh bales.
- As per the Madhya Pradesh Association of Cotton Processors and Traders, about 50 percent of ginning units have closed their operations due to the unavailability of raw cotton, while those operating are getting just 30-40 percent raw cotton against their full capacity.
- Punjab cotton sowing is likely to start from 15th April 2023. The Punjab government has decided to provide subsidy up to 33% on Bt cottonseed to cotton farmers. During the previous season about 2.47 lakh hectares of land was under cotton cultivation. For the coming season, the government has set a target of around 3 lakh hectares for cotton sowing.
- According to Indian Cotton Association Limited, Cotton arrivals till 28th February in Punjab was reported at 1.69 lakh bales, in Haryana about 6.86 lakh bales and in Rajasthan about 22.53 lakh bales. Also, the cotton production is expected to fall in Punjab, and Haryana. While in Rajasthan production is expected to improve in the 2022-23 season. Overall in north zone cotton production is expected to fall at 42.09 lakh bales against 48.37 lakh bales during the previous season.

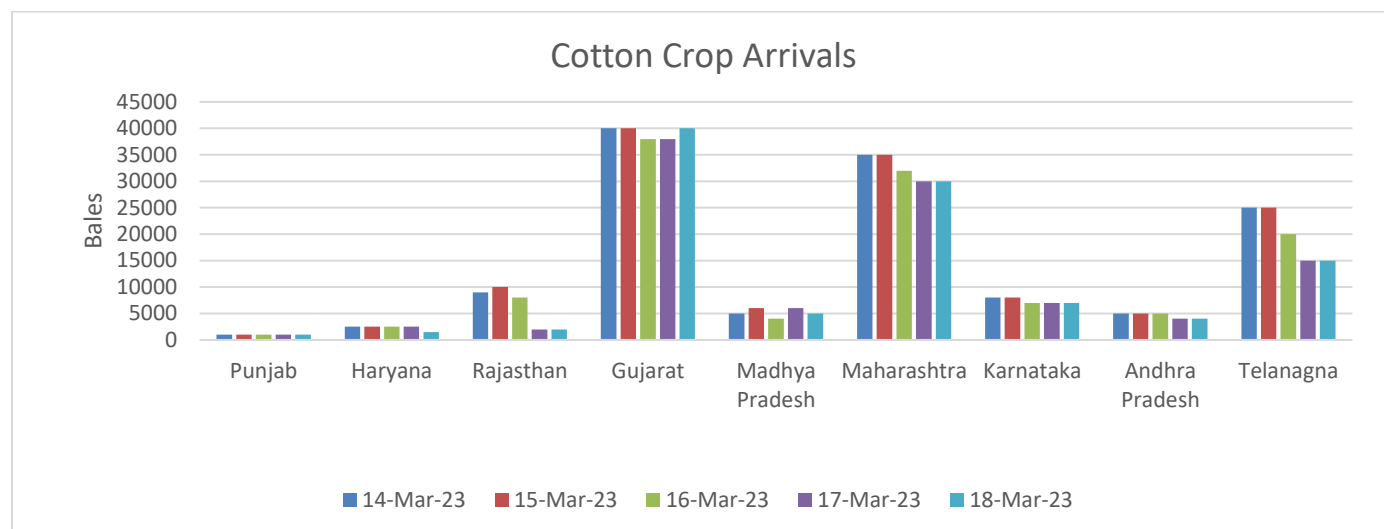
Production Update:

- The Cotton Association of India in its latest estimate of the cotton crop for 2022-23 season has reduced it by 8.50 lakh bales to 313 lakh bales from 321.50 lakh bales with reduction in Punjab, Haryana, Maharashtra, Telangana, Tamil Nadu, and Karnataka.
- Cotton imports were maintained at 12 lakh bales and exports at 30 lakh bales. Domestic consumption was estimated at 300 lakh bales. Overall, the ending stock for the 2022-23 season was estimated at 26.89 lakh bales. As per Cotton Association of India, Cotton arrivals between October 2022 to February 2023 were estimated at 154.84 lakh bales.

Cotton Balance Sheet	2021-22	2022-23
Opening Stock	71.84	31.89
Production	307.05	321.50
Imports	14	12
Domestic Consumption	318	300
Exports	43	30
Closing Stock	31.89	35.39
Source: CAI; unit- Lakh Bales		

- AgriWatch has estimated cotton production at 338 lakh bales for the 2022-23 season. We expect that about 40-45% of the cotton stock is still with farmers which may get released in the coming months. Cotton arrivals are continuously rising from northern and central India. Till February 2023 about 170 lakh bales have arrived in the market so far.
- As per the market sources, many Cotton associations are demanding that the government should remove 10% import duty on cotton as India's cotton production is lower this year too even if slightly higher than the previous season. If the import duty is not removed after June-July it will be difficult for Indian spinning mills to operate.

Cotton Crop Arrival & Prices:

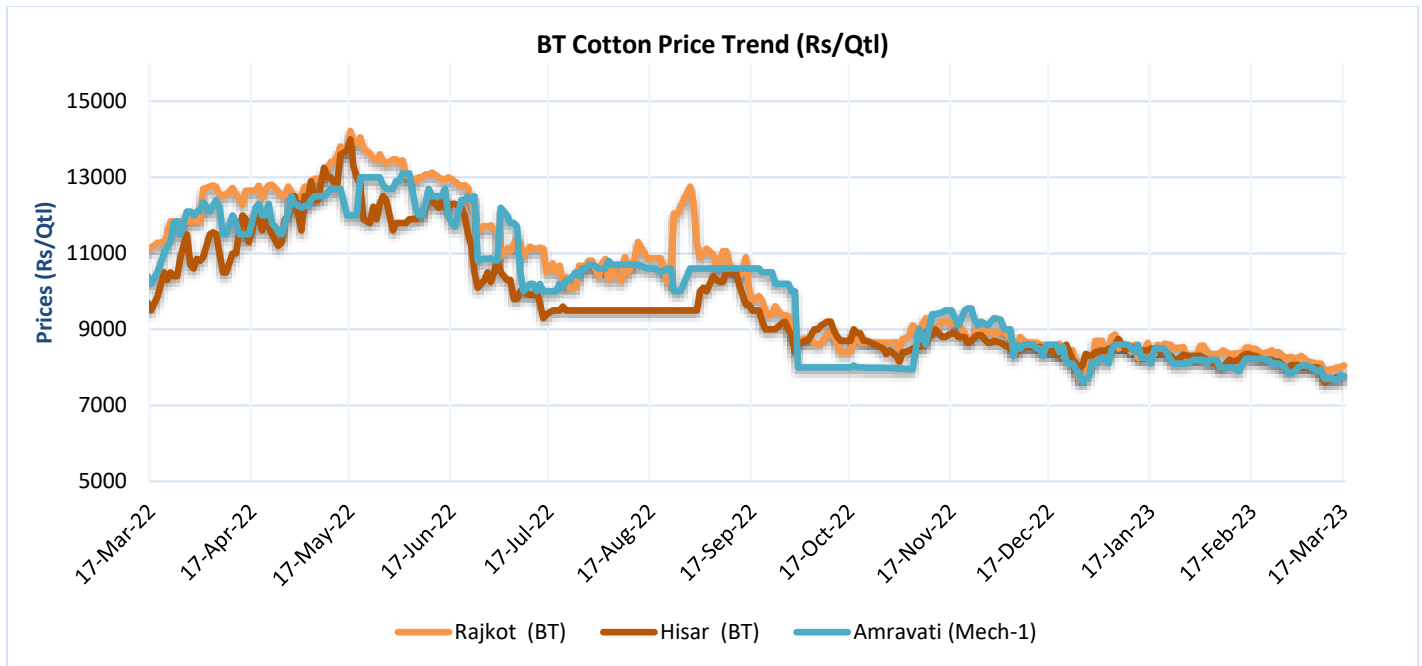


All India Cotton Arrivals 2022-23	
This Week	8 Lakh Bales
Cumulative Arrival	183 Lakh Bales
Cotton Consumption	124 Lakh Bales
Exports	8,00,000 Bales
Import	8,20,000 Bales

Domestic Cotton Prices Scenario

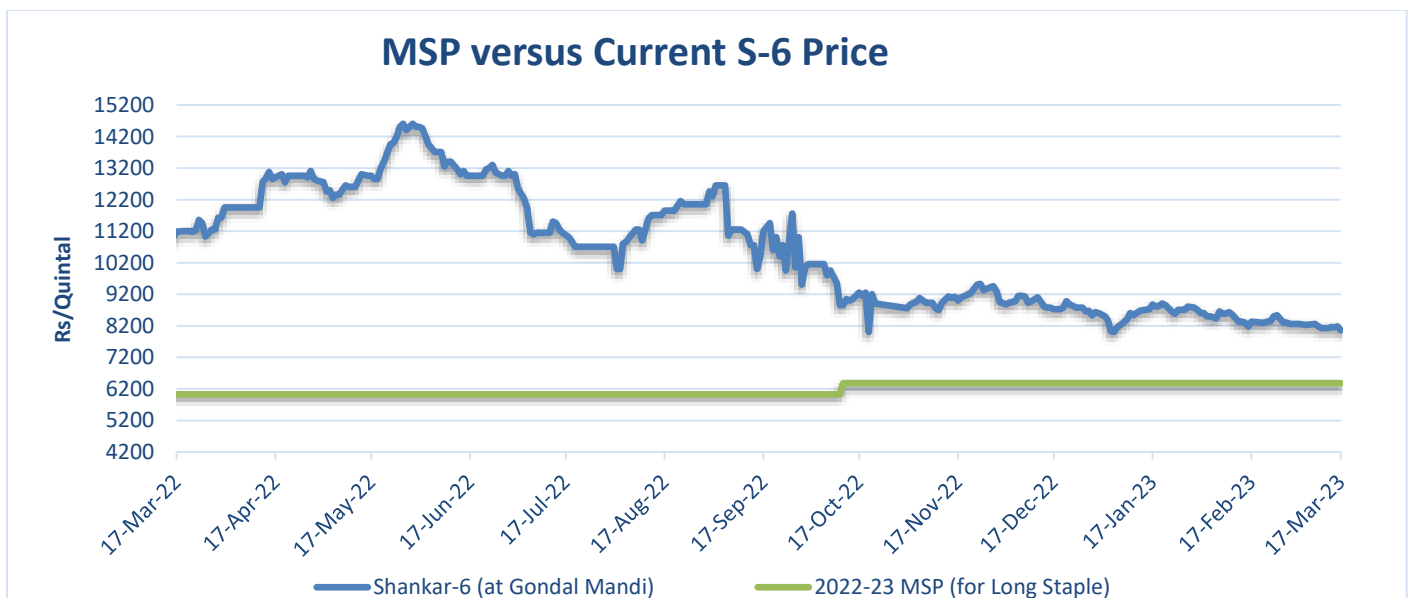
Kapas (Raw Cotton) Weekly Price Scenario

Weekly Price Review: Weekly BT Cotton average prices at Rajkot stood lower at Rs. 7,991/Qtl compared to previous week's Rs. 8,117/Qtl. Cotton prices at Amravati traded at Rs. 7,725 per quintal whereas prices in Hisar were lower at Rs. 7,733 per quintal during the past week. Prices have decreased during the past week in the major markets across the country due to the increase in arrivals.



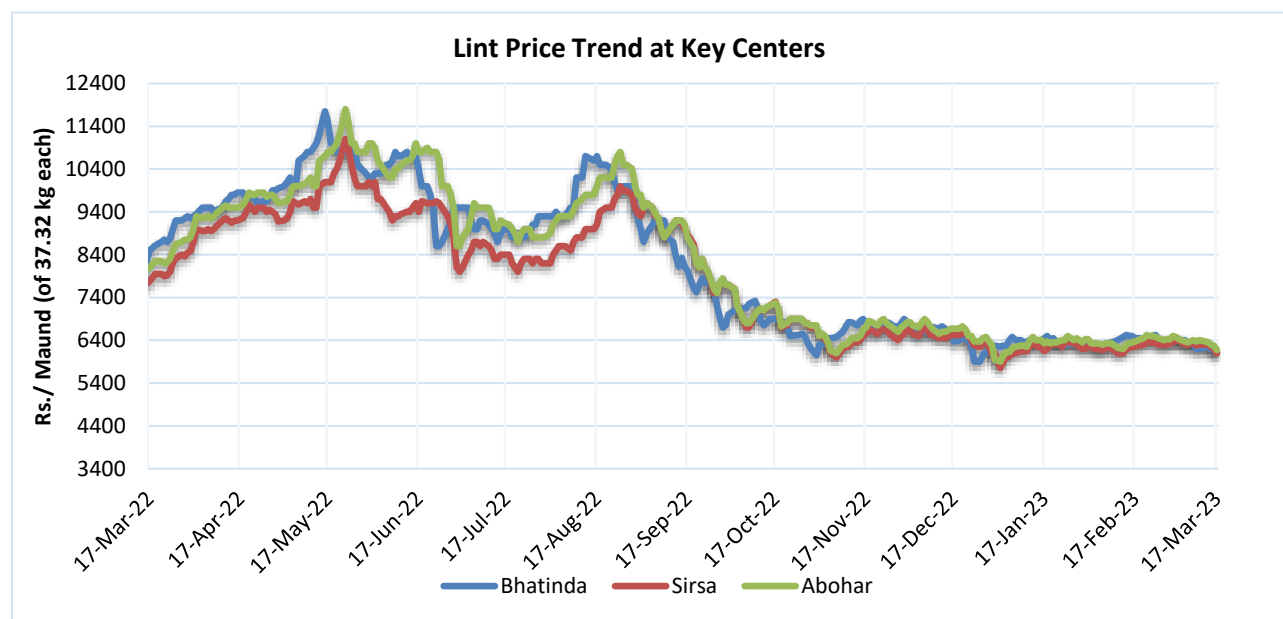
Spot Price Comparison

Cotton Shanker-6 at Gondal market traded lower at Rs. 7,835 per quintal against the previous week prices of Rs. 8,055 per quintal. The minimum support price of cotton for the 2022-23 season is at Rs. 6,380 per quintal.



Lint price Outlook

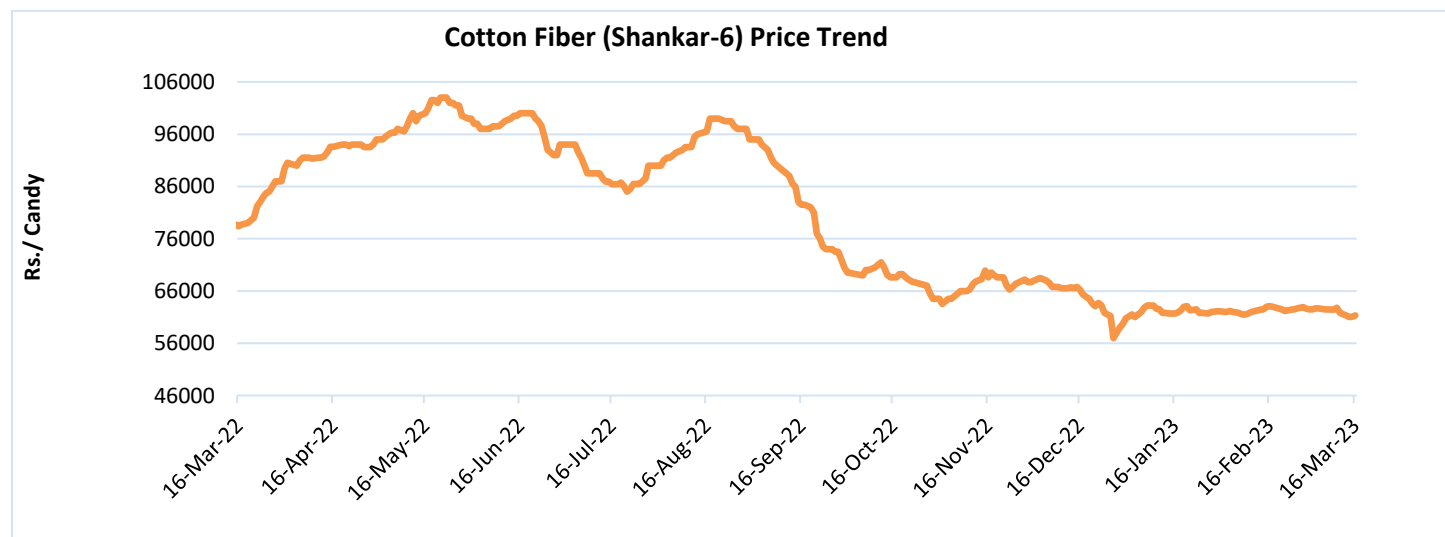
The average price stood lower at Rs. 6215/maund this week compared to Rs. 6368/maund previous week in Abohar, in Bhatinda prices were lower at Rs. 6215/maund, and in Sirsa were at Rs. 6115/maund from Rs. 6262/maund previous week.



Source: Agriwatch

Cotton Fiber Price Outlook

The average cotton fiber (Shankar-6) prices of premium quality have become slightly lower and is currently at trading Rs.61,120/candy and is likely to remain rangebound in the coming weeks.



Source: Cotton Association of India (CAI)

Cotton Seed Oil and Cotton Seed Oil Cake

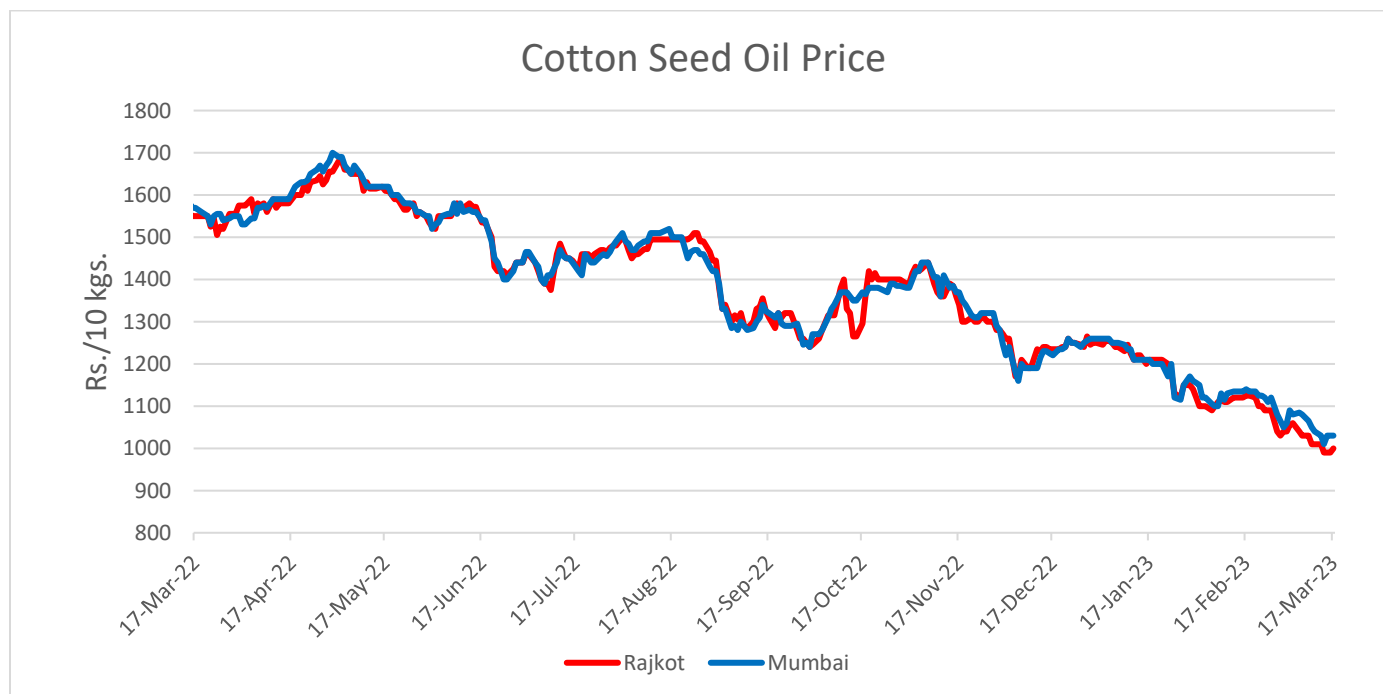
Cotton Seed Oil weekly

Price Scenario

Cottonseed oil prices have shown a weak trend across the major centers during the week ending on 17th Mar'23.

Center	Weekly Average Price as on (Rs/10 kg.)		% Change
	17-Mar-23	10-Mar-23	
Rajkot	998	1034	-3.45
Hyderabad	1029	1070	-3.82
Mumbai	1028	1072	-4.07

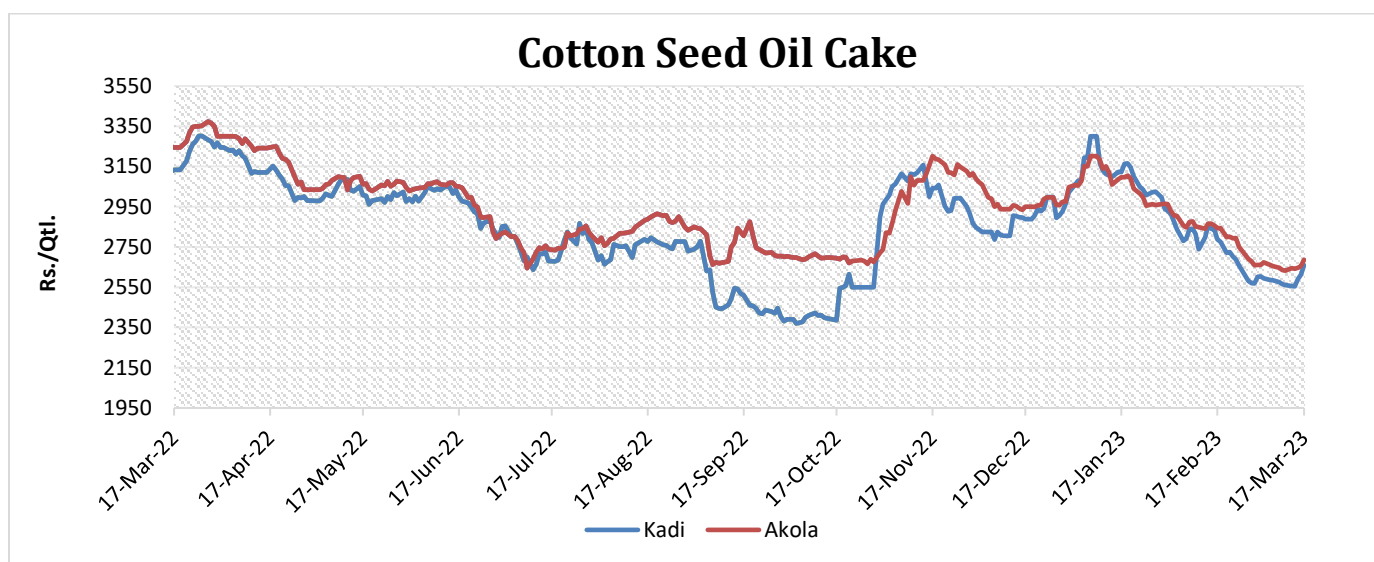
Source: Agriwatch



Cotton Seed Oil Cake Weekly Price Scenario

The average price of cottonseed oilcake in the Kadi market has decreased due to limited demand as compared to previous week. Prices in Kadi were at Rs. 2589 per quintal from Rs. 2581 per quintal and in Akola prices were at Rs. 2651 per quintal from Rs. 2654 per quintal the previous week. For the coming week we expect prices to increase due to tight supply.

Center	Weekly Average Price as on (Rs/quintal.) *		% Change
	17-Mar-23	10-Mar-23	
Kadi	2589	2581	0.31
Akola	2651	2654	-0.11



Source: NCDEX

NCDEX Cottonseed oilcake

Expiry Date	10.03.23	17.03.23	Change
April	2555	2680	125
May	2574	2690	116

Price Forecast for the coming week

Months	Past Week	Coming week
Price per quintal at Rajkot (Average of the month)	8000	8050-8250

Stock Summary

Stock with Spinners	Stock with Government, MCX, MNC, Traders, Ginners etc	Total
60.00	24.50	84.50

International Market Scenario

According to USDA WASDE report, U.S. cotton supply and demand forecasts for the 2022-23 season are unchanged since last month. The global 2022-23 cotton supply and demand forecasts for march month include lower consumption and trade, and higher production and stocks. Beginning stocks are almost 900,000 bales higher. World cotton consumption in 2022-23 season is 555,000 bales lower this month with reductions in Turkey, Pakistan, Indonesia, and Bangladesh.

Projected exports are lower for Brazil, India, and Argentina, with world trade totaling 785,000 bales lower. Production is more than 700,000 bales higher as larger expected crops in China, Australia, and Uzbekistan more than offset reduced prospects for India. At 91.1 million bales, 2022/23 world-ending stocks are projected 2.1 million higher than a month earlier and 5.0 million higher than in 2021/22.

USDA Balance Sheet

World Cotton Balance Sheet			
	2020-21	2021-22#	2022-23*
Area Harvested	31,366	32,533	31,611
Yield	773	775	792
Opening Stock	98,184	86,283	86,113
Production	1,11,494	1,15,901	1,15,090
Imports	48,677	42,691	39,576
Exports	48,833	42,858	39,596
Domestic Consumption	1,23,239	1,15,904	1,10,038

Ending Stock	86,283	86,113	91,145
--------------	--------	--------	--------

Source: USDA *Global projected 2022-23; #estimated 2021-22

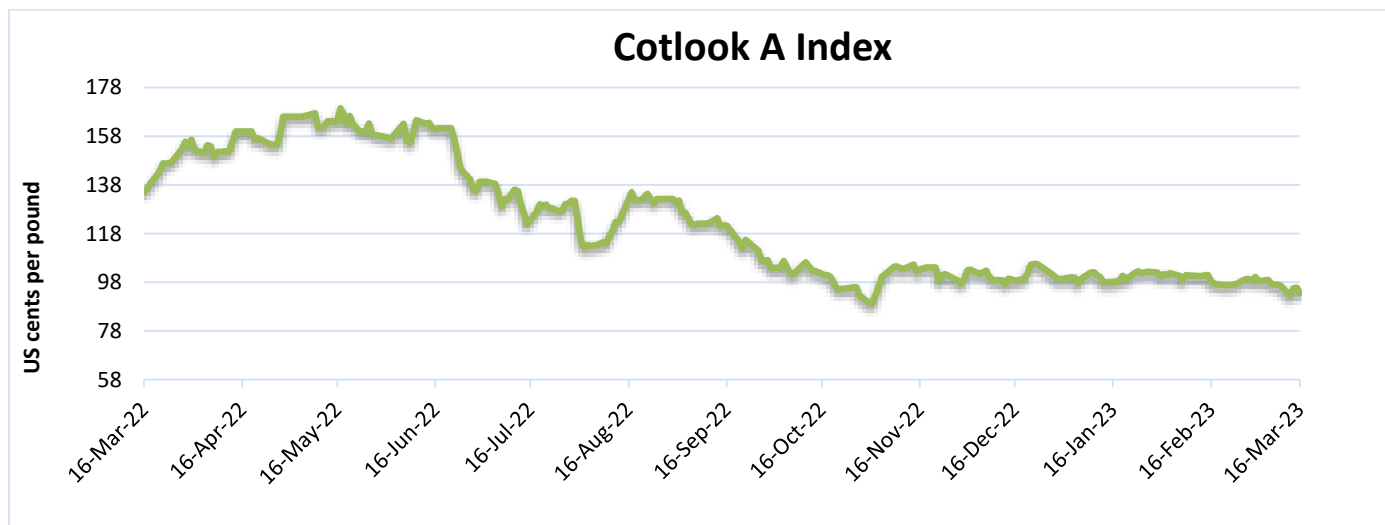
*Attribute Unit Description: Area in 1000 Ha; Yield of Cotton in Kg/Ha; Quantity of Cotton in 1000 480-lb Bales

Cotlook A Index

Cotlook A Index was lower this week. The Cotlook A Index was at 94.80 cents/lb lower by 3% as compared to the previous week.

Cotlook A Index	Weekly Average Price change as on		% Change
	16-Mar-23	09-Mar-23	
Prices	94.80	97.86	-3.13
Prices in US cents per Pound			

Source: Cotlook



China Cotton Index and Foreign Cotton Index

Cotton Index	Weekly Average Price as on		% Change
	17-Mar-23	10-Mar-23	
FC (S)	94.72	98.91	-4.24
FC (M)	93.56	91.71	-4.24
FC (L)	92.56	96.70	-4.28
Prices in US cents per Pound			

Source: China Cotton Association

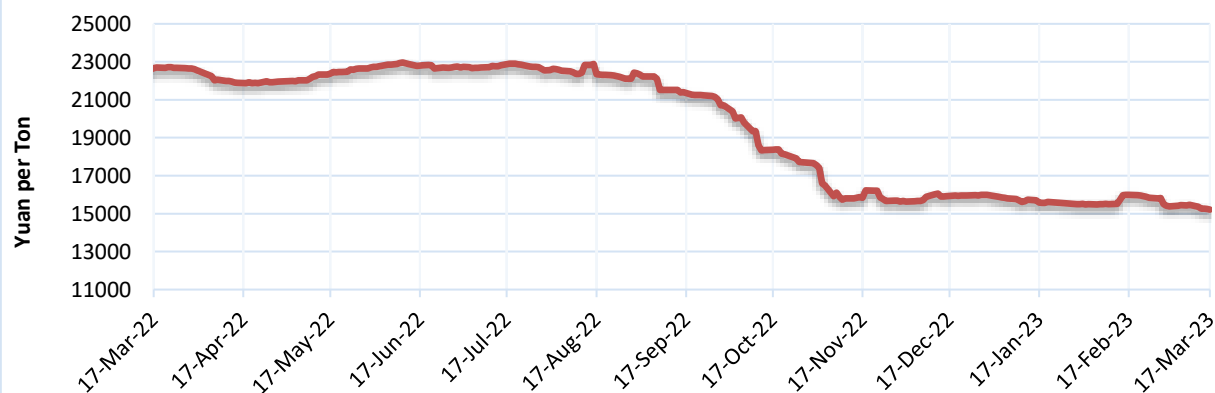
FC Index (M)



Cotton Index	Weekly Average Price as on		% Change
	18-Mar-23	10-Mar-23	
CCIndex(328)	15447.60	15620.00	-1.10
CCIndex(527)	14141.40	14674.00	-3.63
CCIndex(229)	15768.60	15511.75	1.66
Prices in Yuan per ton			

Source: China Cotton Association

China Cotton Index(328)

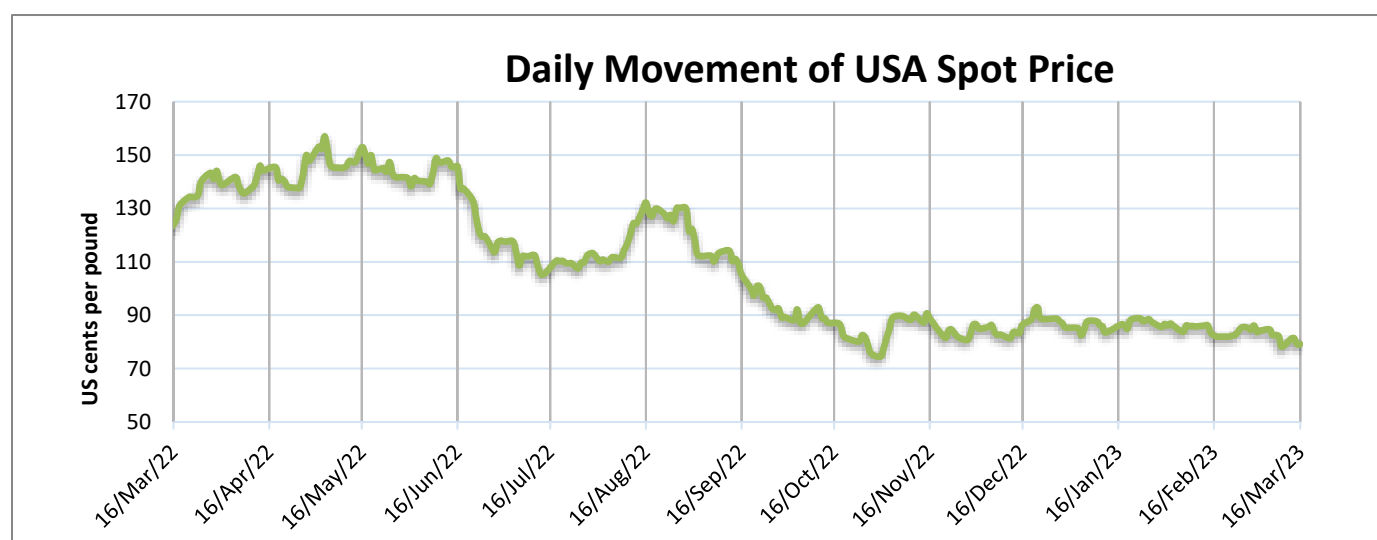


USA Spot Prices

U.S.A spot prices was at 79.80 cents per pound last week.

USA Spot Prices	Monthly Average Price as on		% Change
	16-Mar-23	09-Mar-23	
Prices	79.80	83.48	-4.41
Prices in US cents per Pound			

Source: USDA



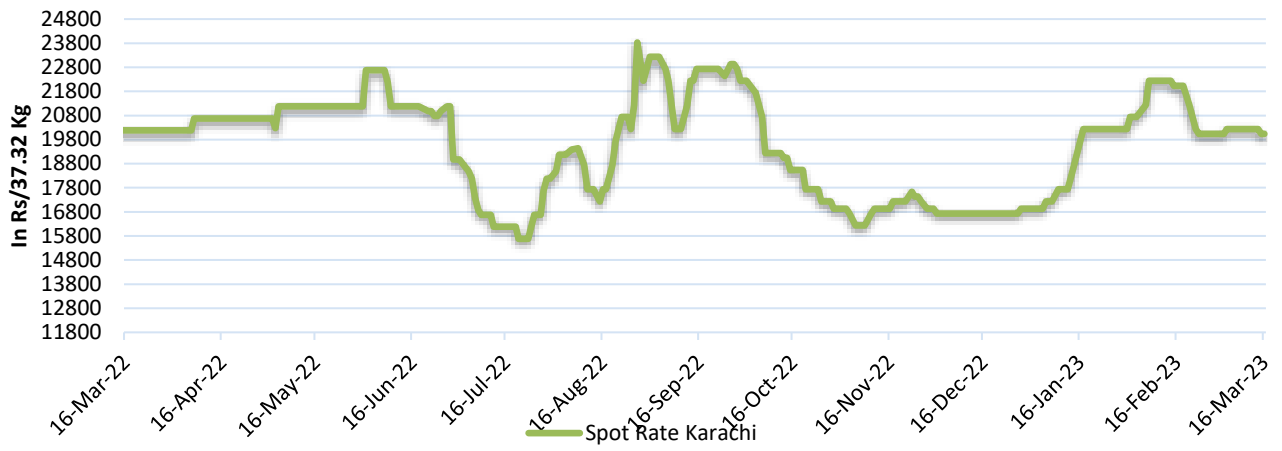
Pakistan Spot Prices

The Karachi spot price remained weak and were at Rs. 19975/q from the previous week. The local cotton market remained bearish and trading volume remained low.

Karachi Spot Prices	Weekly Average Price as on		% Change
	16-Mar-23	09-Mar-23	
Prices	19975	20235	-1.28
Prices in Rs per 37.32 Kg			



Spot Rate Karachi



Commodity: Cotton seed oilcake
Exchange: MCX
Contract: Mar
Expiry: Mar 30, 2023

Cottonseed Oilcake

Technical Chart:

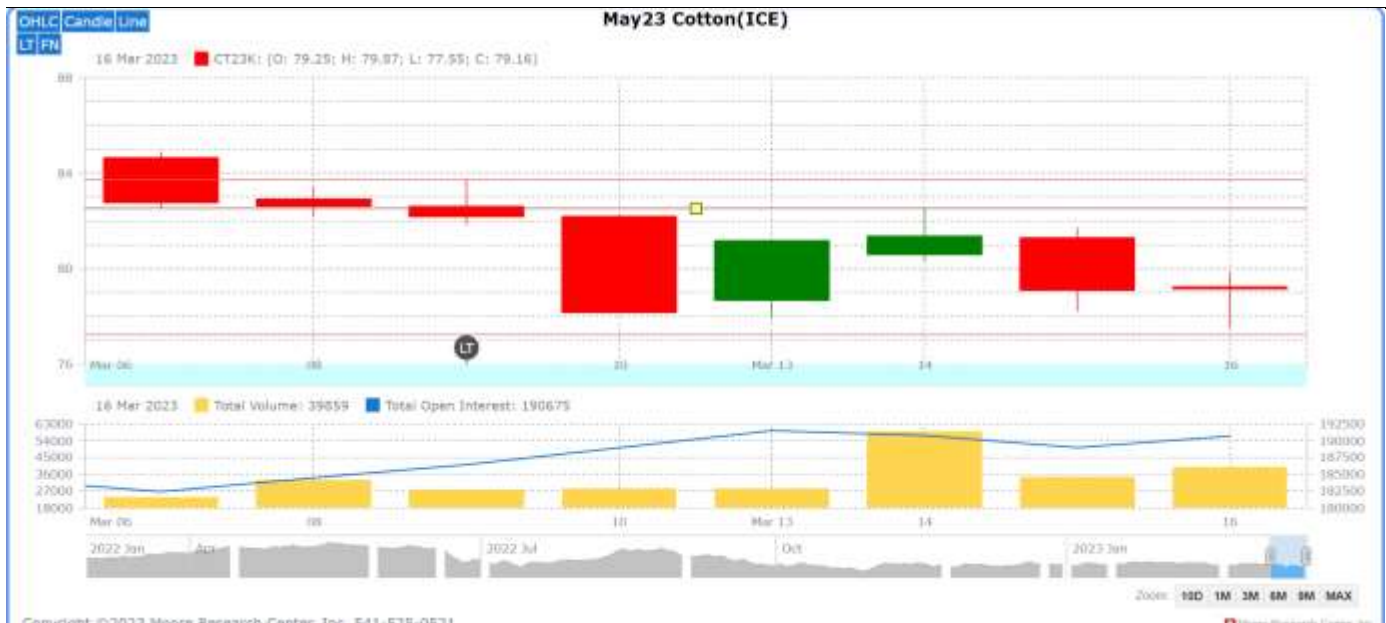


Technical Commentary:

- As evident from the above, overall trend remained bearish. Although, Prices have taken support at 2559 level and had retraced back during the last week.
- Currently trading below 18, and 9 DMA. RSI indicates slight buying strength.
- Prices have broken to more than 23% Fibonacci retracement level.
- Market is expected further to remain rangebound in the coming week.

Intraday Supports & Resistances			S1	S2	PCP	R1	R2
Cottonseed oilcake	NCDEX	Mar	2416	2466	2674	2692	2707
Intraday Trade Call			Call	Entry	T1	T2	SL
Cottonseed oilcake	NCDEX	Mar	Buy	2664	2507	2482	2563

Technical Analysis of Cotton Future (Mar'23 Contract) at ICE



- The Mar'23 contract showed downtrend during the past week.
- Total volume increased & Open Interest slightly decreased compared to past week.
- We expect cotton prices to remain sideways in the coming week.

Expected Price Range During Coming week

Expected Trend	Expected Trading Band
Range bound	72-85

Expected Support and Resistance

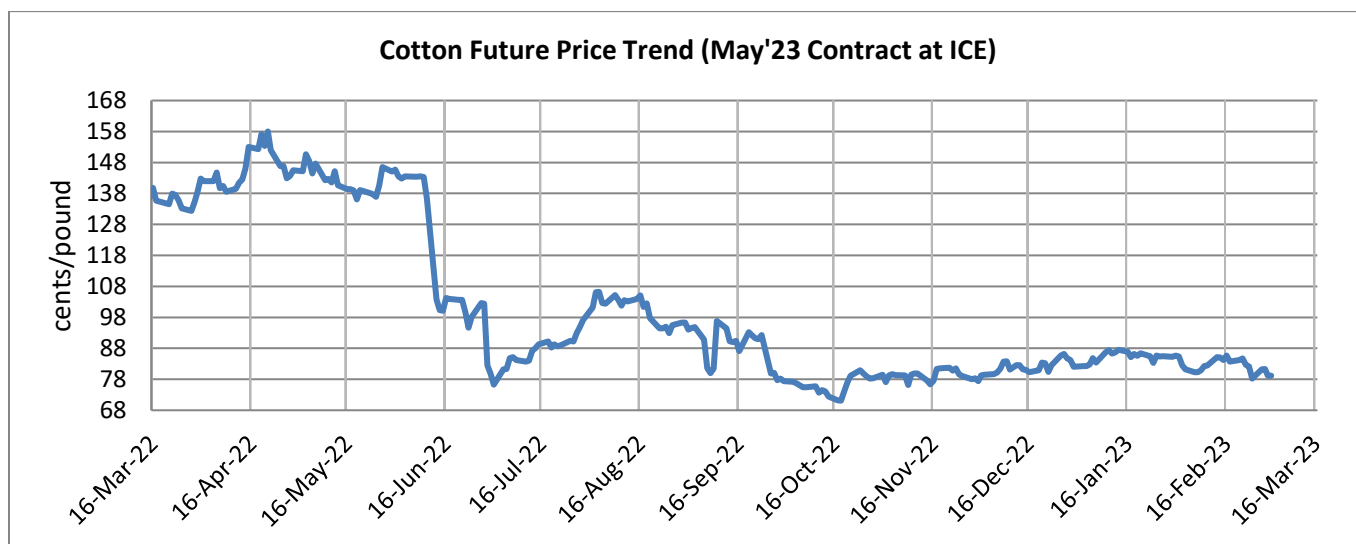
Support 1	Support 2	Resistance 1	Resistance 2
78	72	82	84

Figures in US cents/pound

Cotton Future Prices at ICE

Cotton Prices in Future Contract on ICE						Prices in cents/Lb	
Contracts	16-Mar-23	14-Feb-23	16-Dec-22	17-Sep-22	16-Mar-22	% Change over a month	% Change over previous year
May-23	79.16	85.70	82.08	93.88	119.80	-7.63	-33.92
Jul-23	79.70	86.16	82.03	90.85	116.00	-7.50	-31.29
Oct-23	80.55	85.21	80.68	101.24	106.96	-5.47	-24.69
Dec-23	80.63	85.07	80.22	99.24	102.63	-5.22	-21.44
Mar-23	80.02	85.40	81.92	96.15	99.03	-6.30	-19.20

Future Price Trend (Active Contract):



Cotton Yarn

As per the market sources, Cotton yarn prices in South India remained stable last week, despite slower demand from the downstream industry. In Mumbai and Tiruppur market, cotton yarn was sold at previous levels. However, spinning mills in South India were aggressively selling yarn in Maharashtra, as weaving industries were facing a labour shortage due to the absence of migrant workers after the Holi festival.

In Mumbai, the 60 count carded cotton yarn of warp and weft varieties were traded at Rs.1,525-1,540 and Rs.1,400-1,450 per 5 kg. The 60 count combed warp was priced at Rs.342-345 per kg. Meanwhile, the 80

count carded (weft) cotton yarn was sold at Rs.1,440-1,480 per 4.5 kg, and the 44/46 count carded cotton yarn (warp) was priced at Rs.280-285 per kg.

Cotton Domestic Weekly Price

Cotton Prices at Key Spot Markets:

Commodity	Kapas		Weekly Average Prices (Rs./Quintal)		Change
State	Centre	Variety	13th Mar'23 to 18th Mar'23	06th Mar'23 to 11th Mar'23	
Gujarat	Ahmedabad	Shankar-6	7729	8196	-467
	Gondal	Shankar-6	7863	8022	-158
	Rajkot	B.T. Cotton	8006	8098	-93
	Patan	B.T. Cotton	7931	7950	-19
	Kadi	B.T. Cotton	7767	7896	-129
	Deesa	B.T. Cotton	1326	1379	-53
	Dhrol	B.T. Cotton	7780	7926	-146
Haryana	Bhiwani	B.T. Cotton	7646	7867	-221
	Adampur	B.T. Cotton	7711	7925	-214
	Fatehabad	B.T. Cotton	7663	7775	-113
	Uchana	B.T. Cotton	7690	7680	10
	Dabwali	B.T. Cotton	7488	7693	-205
Rajasthan	Hanumangarh	B.T. Cotton	7730	7867	-137
	Rawatsar	B.T. Cotton	7866	7866	Unch
Madhya Pradesh	Khandwa	Mech-1	7920	7900	20
	Khargaon	Mech-1	7623	7623	0
Maharashtra	Amravati	Mech-1	7733	7700	33
	Jamner	Medium Staple	NA	NA	-
Telangana	Adilabad	Un-Ginned	7370	7370	Unch
Andhra Pradesh	Adoni	Un-Ginned	7520	7639.833333	-120
Karnataka	Bijapur	Bunny	8514	8500	14
	Hubli	D.C.H.	8000	8000	Unch
	Raichur	H-44 Cotton	7800	7950	-150
Commodity	Lint		Prices (Rs./Maund of 37.32kg each)		Change
State	Centre	Variety	13th Mar'23 to 18th Mar'23	06th Mar'23 to 11th Mar'23	

Punjab	Bhatinda	J-34	6208	6329	-121
	Abohar	J-34	6207	6288	-81
	Mansa	J-34	6000	5258	742
Haryana	Sirsa	J-34	6108	6225	-117
Rajasthan	Sri-Ganganagar	J-34	6035	6110	-75

Cotton Arrivals in Key Centers:

Commodity	Kapas		Weekly Sum Arrivals (Quintal)		Change
State	Centre	Variety	13th Mar'23 to 18th Mar'23	06th Mar'23 to 11th Mar'23	
Gujarat	Ahmedabad	Shankar-6	56667	55250	1417
	Gondal	Shankar-6	7050	7467	-417
	Rajkot	B.T. Cotton	2250	1697	553
	Patan	B.T. Cotton	3459	1580	1879
	Kadi	B.T. Cotton	17500	15000	2500
	Dhrol	B.T. Cotton	421	230	191
Haryana	Bhiwani	B.T. Cotton	417	567	-150
	Adampur	B.T. Cotton	963	1388	-425
	Fatehabad	B.T. Cotton	271	178	93
	Uchana	B.T. Cotton	200	258	-58
	Dabwali	B.T. Cotton	200	258	-58
Rajasthan	Hanumangarh	B.T. Cotton	1100	1500	-400
	Rawatsar	B.T. Cotton	1100	1500	-400
Madhya Pradesh	Khandwa	Mech-1	2000	900	1100
	Khargaon	Mech-1	2507	2507	-
Maharashtra	Amravati	Mech-1	20667	20667	-
Telangana	Adilabad	Un-Ginned	63112	63112	-
Andhra Pradesh	Adoni	Un-Ginned	775	813	-38
Karnataka	Bijapur	Bunny	2089	1899	189
	Hubli	D.C.H.	20	0	20
	Raichur	H-44 Cotton	14	12	2
Commodity	Lint		Weekly Sum Arrivals (Quintal)		Change
State	Centre	Variety	13th Mar'23 to 18th Mar'23	06th Mar'23 to 11th Mar'23	
Punjab	Bhatinda	J-34	-	0	-
	Abohar	J-34	652	1020	-368

	Mansa	J-34	99	65	34
Haryana	Sirsa	J-34	439	368	71
Rajasthan	Sri-Ganganagar	J-34	2000	2250	-250

Week on Week Price: Scenario of Cotton:

Commodity	Kapas		Today	Week Ago	Month Ago	Year Ago
State	Centre	Variety	17-Mar-23	9-Mar-23	15-Feb-23	17-Mar-22
Gujarat	Ahmedabad	Shankar-6	7800	8125	8550	11500
	Gondal	Shankar-6	7880	8055	8530	11255
	Rajkot	B.T. Cotton	8050	8095	8525	0
	Patan	B.T. Cotton	7950	7985	8470	0
	Kadi	B.T. Cotton	7800	7900	8400	10500
	Deesa	B.T. Cotton	NA	1430	1445	NA
	Dhrol	B.T. Cotton	NA	8100	7100	NA
Haryana	Bhiwani	B.T. Cotton	7700	7950	8200	NA
	Bhiwani	Desi	NA	0	0	NA
	Adampur	B.T. Cotton	7765	8000	8350	9500
	Fatehabad	B.T. Cotton	7690	7810	8265	10000
	Jind	B.T. Cotton	NR	0	0	9400
	Uchana	B.T. Cotton	7690	0	0	9800
	Dabwali	B.T. Cotton	NR	7695	8360	10000
Rajasthan	Hanumangarh	B.T. Cotton	Closed	7900	8500	0
	Rawatsar	B.T. Cotton	7850	0	0	0
Madhya Pradesh	Khandwa	Mech-1	7900	0	8000	0
	Khargaon	Mech-1	NA	0	8200	0
Maharashtra	Amravati	Mech-1	7750	7900	8100	10200
	Jamner	Medium Staple	NA	0	0	0
Telangana	Adilabad	Un-Ginned	7380	0	7850	9800
Andhra Pradesh	Adoni	Un-Ginned	7492	7611	8139	10466
Karnataka	Bijapur	Bunny	7890	8060	8680	10869
	Hubli	D.C.H.	NA	0	0	0
	Hubli	B.T. Cotton	NA	0	0	0
	Raichur	H-44 Cotton	7700	8000	8100	10300

Commodity	Lint		Today	Week Ago	Month Ago	Year Ago
State	Centre	Variety	17-Mar-23	9-Mar-23	15-Feb-23	17-Mar-22
Punjab	Bhatinda	J-34	6175	6350	6525	8250
	Abohar	J-34	6175	6300	6525	8300
	Mansa	J-34	6000	6300	6475	8300
Haryana	Sirsa	J-34	6075	6250	6375	8000
Rajasthan	Sri-Ganganagar	J-34	6110	6110	0	7708

Cotton Arrivals in Key Centers:

Commodity	Kapas		Arrivals (Quintal)	Arrivals (Quintal)	Arrivals (Quintal)	Arrivals (Quintal)
State	Centre	Variety	17-Mar-23	9-Mar-23	15-Feb-23	17-Mar-22
Gujarat	Ahmedabad	Shankar-6	59500	51000	51000	37400
	Gondal	Shankar-6	7250	7500	7725	0
	Rajkot	B.T. Cotton	1900	1400	2650	0
	Patan	B.T. Cotton	3865	1455	3590	0
	Kadi	B.T. Cotton	20000	10000	35000	12500
	Deesa	B.T. Cotton	NA	0	0	-
	Dhrol	B.T. Cotton	NA	185	604	-
Haryana	Bhiwani	B.T. Cotton	400	400	800	-
	Bhiwani	Desi	NA	0	0	-
	Adampur	B.T. Cotton	NA	1700	2040	85-0
	Fatehabad	B.T. Cotton	450	85	200	400
	Jind	B.T. Cotton	NR	0	0	816
	Uchana	B.T. Cotton	NR	300	200	500
	Dabwali	B.T. Cotton	NR	300	200	500
Rajasthan	Hanumangarh	B.T. Cotton	500	NA	NA	NA
	Rawatsar	B.T. Cotton	500	NA	NA	NA
Madhya Pradesh	Khandwa	Mech-1	2500	0	4000	0
	Khargaon	Mech-1	NA	0	4200	0
Maharashtra	Amravati	Mech-1	20000	20000	20000	15000
	Jamner	Medium Staple	NA	0	0	0
Telangana	Adilabad	Un-Ginned	51321.6	0	45360.5	8229.5
Andhra Pradesh	Adoni	Un-Ginned	758	738	1107	332
Karnataka	Bijapur	Bunny	1261	2053	3430	449

	Hubli	D.C.H.	NA	0	0	0
	Hubli	B.T. Cotton	NA	0	0	0
	Raichur	H-44 Cotton	13	10	16	4
Commodity	Lint		Arrivals (Quintal)	Arrivals (Quintal)	Arrivals (Quintal)	Arrivals (Quintal)
State	Centre	Variety	17-Mar-23	9-Mar-23	15-Feb-23	17-Mar-22
Punjab	Bhatinda	J-34	NA	0	0	3400
	Abohar	J-34	340	850	340	680
	Mansa	J-34	85	68	0	510
Haryana	Sirsa	J-34	425	170	510	1020
Rajasthan	Sri-Ganganagar	J-34	2000	1500	0	1000

Cotton Association of India Spot Rates:

Trade Name	Staple	Micronaire	Strength/ GPT	Weekly Average Prices		+/- Change
				13th Mar'23 to 18th Mar'23	06th Mar'23 to 11th Mar'23	
Bengal Deshi (RG)/Assam Comilla (101)	Below 22mm	5.0 - 7.0	15	64140	64525	-385
Bengal Deshi (SG)(201)	Below 22mm	5.0 - 7.0	15	64640	65025	-385
J-34(202)	26mm	3.5 - 4.9	23	58900	60100	-1200
H-4/ MECH-1(105)	28mm	3.5 - 4.9	27	58240	60125	-1885
Shankar-6(105)	29mm	3.5 - 4.9	28	61060	62075	-1015
Bunny/ Brahma(105)	31mm	3.5 - 4.9	30	61700	62575	-875
DCH-32(107)	34mm	3.0 - 3.8	33	71500	71750	-250

Cotton Yarn Prices

Cotton Yarn Prices	17-Mar-23	10-Mar-23	Change	17-Mar-23	10-Mar-23	Change
Varieti	Prices FOB ,USD			Prices Kg Indian Port		
Ne 20/1 Carded Hosiery Yarn	2.86	2.86	Unch	234	234	Unch
Ne 20/1 Combed Hosiery Yarn	3.04	3.04	Unch	249	249	Unch
Ne 21/1 Carded Weaving Yarn	2.86	2.86	Unch	234	234	Unch
Ne 26/1 Combed Hosiery Yarn	3.16	3.16	Unch	259	259	Unch
Ne 30/1 Carded Hosiery Yarn	3.08	3.08	Unch	252	252	Unch

Ne 30/1 Combed Hosiery Yarn	3.22	3.22	Unch	264	264	Unch
Ne 32/1 Carded Weaving Yarn	3.14	3.14	Unch	257	257	Unch
Ne 34/1 Combed Hosiery Yarn	3.44	3.44	Unch	282	282	Unch
Ne 40/1 Combed Hosiery Yarn	3.59	3.59	Unch	294	294	Unch
Ne 40/1 Carded Weaving Yarn	3.35	3.35	Unch	274	274	Unch
Ne 30/2 Carded Hosiery Yarn	3.35	3.35	Unch	274	274	Unch
Ne 32/2 Combed Knitting Yarn	3.75	3.75	Unch	307	307	Unch
Ne 32/2 Carded Hosiery Yarn	3.41	3.41	Unch	279	279	Unch
Ne 40/2 Combed Hosiery Yarn	4.14	4.14	Unch	339	339	Unch
Ne 30/1 Combed Compact Weaving Yarn	3.41	3.41	Unch	279	279	Unch
Ne 40/1 Combed Compact Weaving Yarn	3.71	3.71	Unch	304	304	Unch
Ne 50/1 Combed Compact Weaving Yarn	4.02	4.02	Unch	329	329	Unch
Ne 16/1 Open End Yarn	2.37	2.37	Unch	194	194	Unch
Ne 21/1 Open End Yarn	2.55	2.55	Unch	209	209	Unch
Ne 24/1 Open End Yarn	2.86	2.86	Unch	234	234	Unch

Cottonseed and oilcake Prices:

Cotton Seed Oil Cake Prices		Weekly Average Prices (Rs./Quintal)		Change
State	Market	13th Mar'23 to 18th Mar'22	06th Mar'23 to 11th Mar'23	
Punjab	Bhatinda (Pakki)	3153	3100	53
Punjab	Ludiana	3653	3600	53
Haryana	Sirsa	3163	3142	21
Haryana	Hisar	3188	3167	21
Rajasthan	Hanumangarh	3138	3117	21
Rajasthan	Vijaynagar	3138	3117	21
Madhya Pradesh	Indore	3067	3095	-28
Madhya Pradesh	Khargone	2942	2970	-28
Maharastra	Wani	2942	2970	-28
Maharastra	Malkapur	2892	2970	-78
Telegana	Warangal	2783	2783	Unch
Telegana	Adilabad	2742	3000	-258
Karnatka	Dharwad	2800	2800	Unch
Karnatka	Hubli	3058	3100	-42
Gujarat	Dhasa ,Damnagar,Babra Good Qlty	2864	2833	31

Cotton Seed Prices		Weekly Average Prices (Rs./Quintal)		Change
State	Market	13th Mar'23 to 18th Mar'22	06th Mar'23 to 11th Mar'23	
Punjab	Mansa	3313	3300	13
Punjab	Bhatinda	3313	3300	13
Haryana	Adampur	3488	3500	-13
Haryana	Charkhi Dadari	3388	3400	-13
Rajasthan	Hanumangarh	3463	3475	-13
Rajasthan	Bikaner	3538	3550	-13
Madhya Pradesh	Sendhwa	3083	3092	-8
Madhya Pradesh	Barwaha	3012	2973	38
Maharastra	Malkapur	3103	3050	53
Maharastra	Akot	3253	3200	53
Telegana	Madnoor	3073	3067	6
Telegana	Jangaon	3045	3030	15
Karnatka	Bijapur	2925	3058	-133
Karnatka	Hubli	2925	3058	-133
Gujarat	Mahuva,Rajula,S.Kundla,UNA	2917	3008	-92
Gujarat	Kadi	2996	2921	75

Disclaimer

The information and opinions contained in the document have been compiled from sources believed to be reliable. The company does not warrant its accuracy, completeness and correctness. Use of data and information contained in this report is at your own risk. This document is not, and should not be construed as, an offer to sell or solicitation to buy any commodities. This document may not be reproduced, distributed or published, in whole or in part, by any recipient hereof for any purpose without prior permission from the Company. IASL and its affiliates and/or their officers, directors and employees may have positions in any commodities mentioned in this document (or in any related investment) and may from time to time add to or dispose of any such commodities (or investment). Please see the detailed disclaimer at © 2023 Indian Agribusiness Systems Ltd.