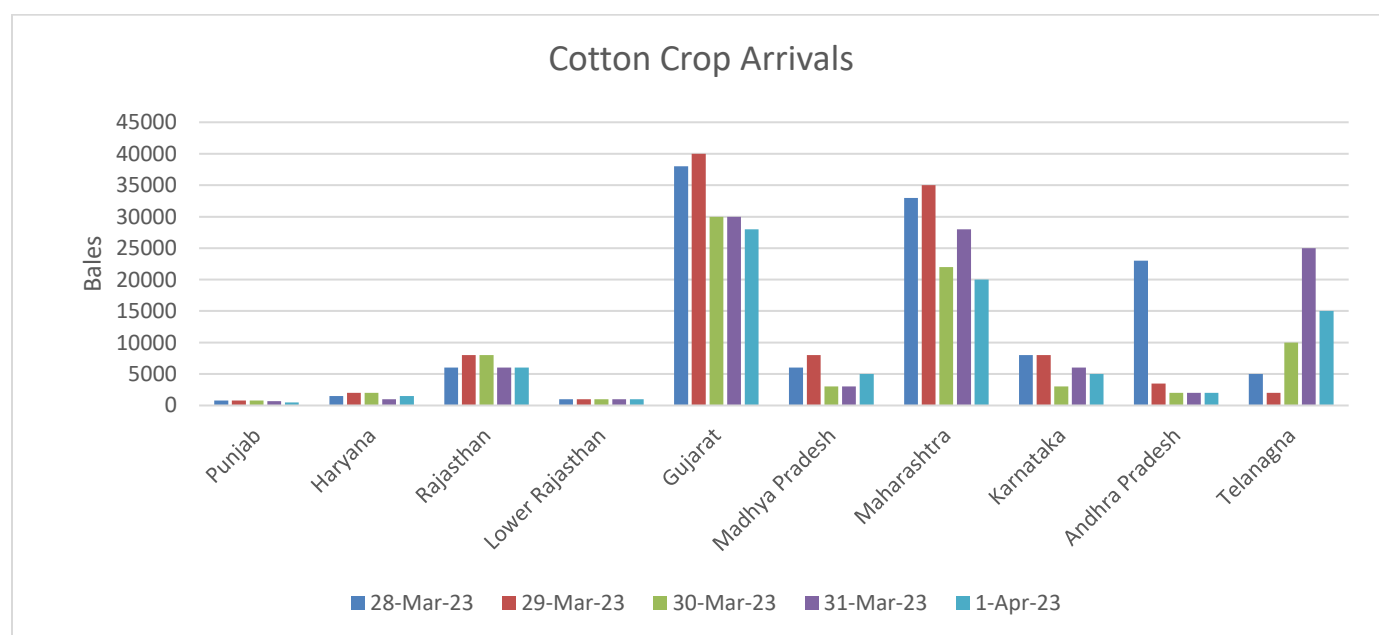


**COTTON WEEKLY RESEARCH REPORT**

03<sup>rd</sup> April 2023

**Domestic market summary**
**Major Market Highlights:**

- Cotton prices have witnessed a stable to firm trend during the past week across India.
- Rajkot and some other major markets were closed due to the financial year ending.
- Central government has increased the price of Bollgard-2 seed by Rs.43 for the 450-gram packet, taking the rate from Rs.810 to Rs.853. Earlier, Punjab has declared a 33% subsidy on BT cottonseed for the coming kharif 2023-24 season.
- Cotton seed oilcake prices may rise in the coming month due to improved demand from the stockiest. During the previous week, cottonseed oilcake prices have risen by Rs.100 per quintal.
- The Cottonseed oilcake prices in Bhatinda- Abohar belt was earlier at Rs. 3200-3300 per quintal which is now trading at Rs.3400 per quintal. In Rajasthan too the prices rose by Rs. 60 per quintal. Also, due to lower cotton production estimates during the ongoing season, there is lower availability of cottonseed oilcake in most of the markets across India.

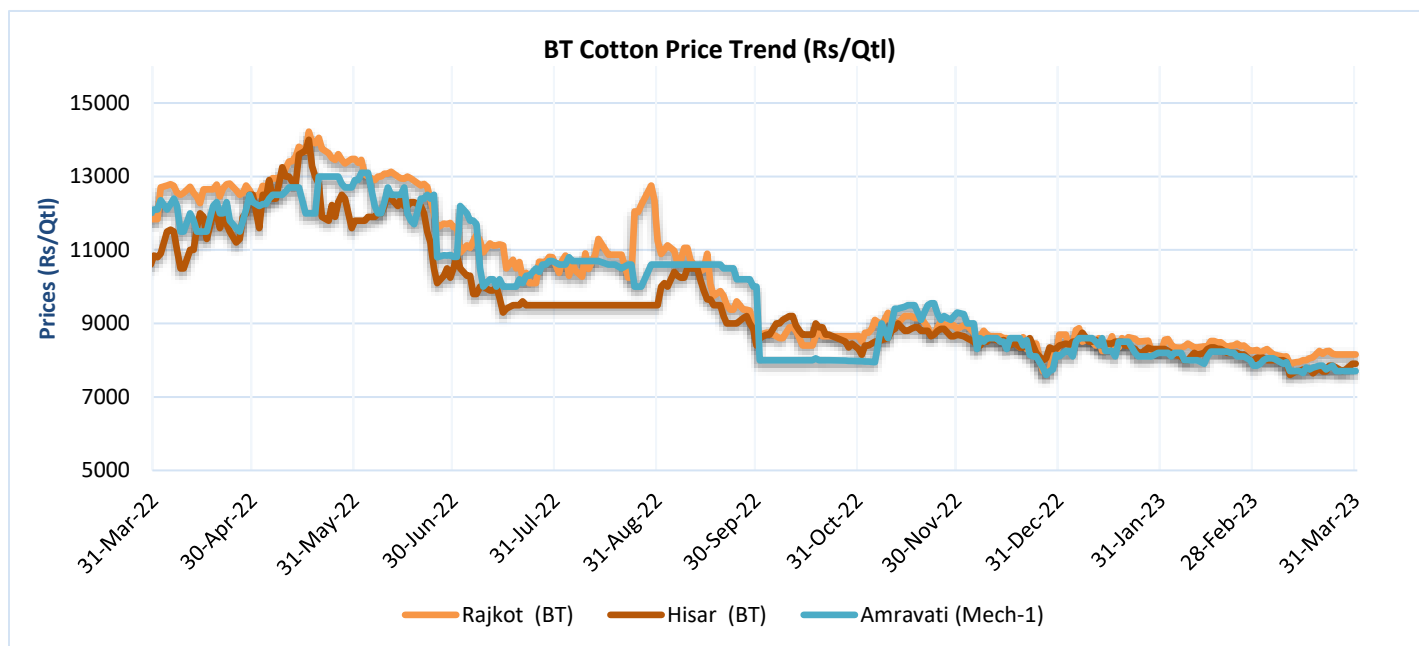
**Cotton Crop Arrival & Prices:**


All India Cotton Arrivals 2022-23	
This Week	7 Lakh Bales
Cumulative Arrival	190 Lakh Bales
Cotton Consumption	128 Lakh Bales
Exports	8.5 lakh Bales
Import	8.7 lakh Bales

## **Domestic Cotton Prices Scenario**

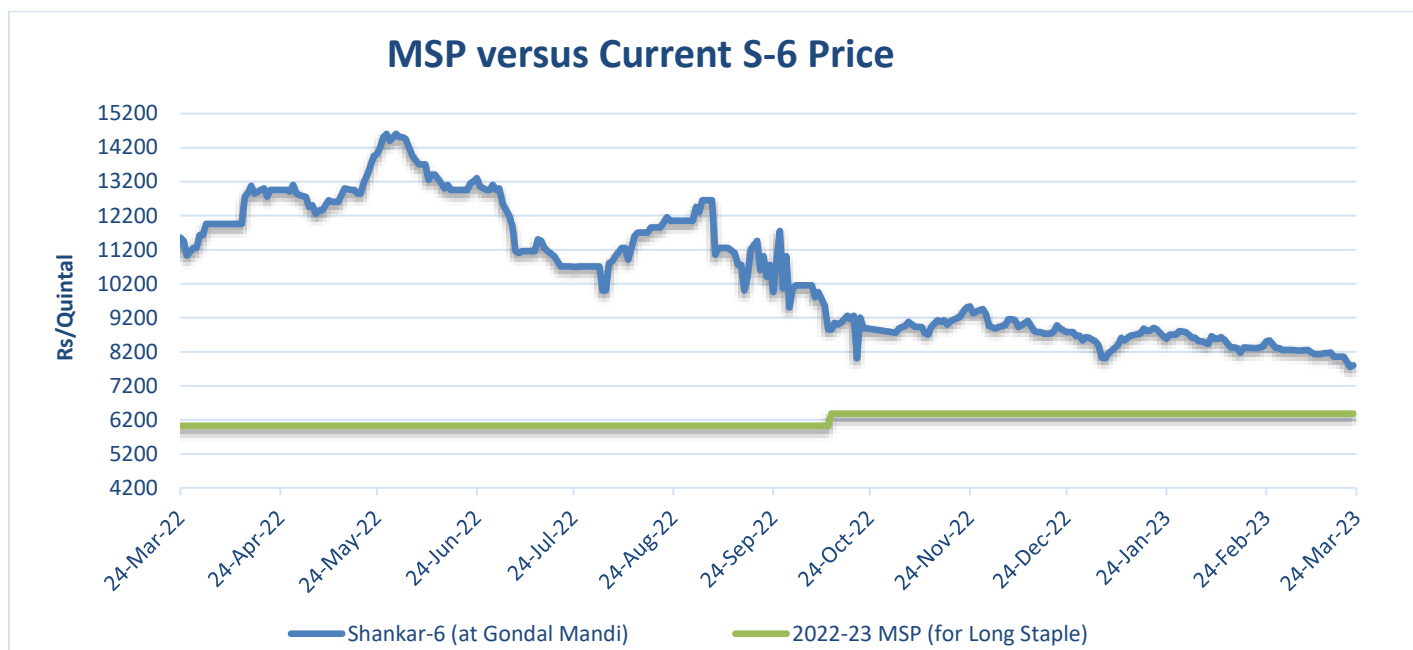
### **Kapas (Raw Cotton) Weekly Price Scenario**

**Weekly Price Review:** Weekly BT Cotton average prices at Rajkot stood lower at Rs. 8,155/Qtl compared to previous week's Rs. 8,217/Qtl. Cotton prices at Amravati traded at Rs. 7,700 per quintal whereas prices in Hisar were lower at Rs. 7,815 per quintal during the past week.



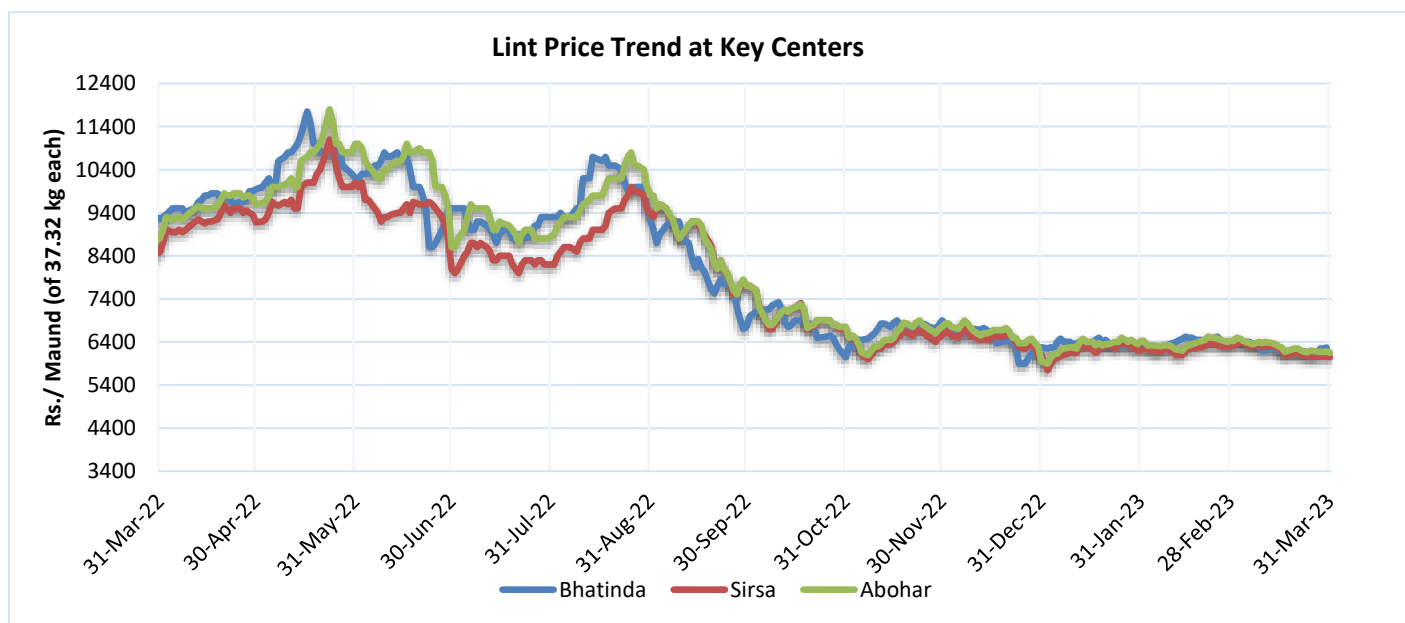
### **Spot Price Comparison**

Cotton Shanker-6 at Gondal market traded stable at Rs. 7,992 per quintal. Gondal market was closed due to the Financial year Ending during the last week. The minimum support price of cotton for the 2022-23 season is at Rs. 6,380 per quintal.



## Lint price Outlook

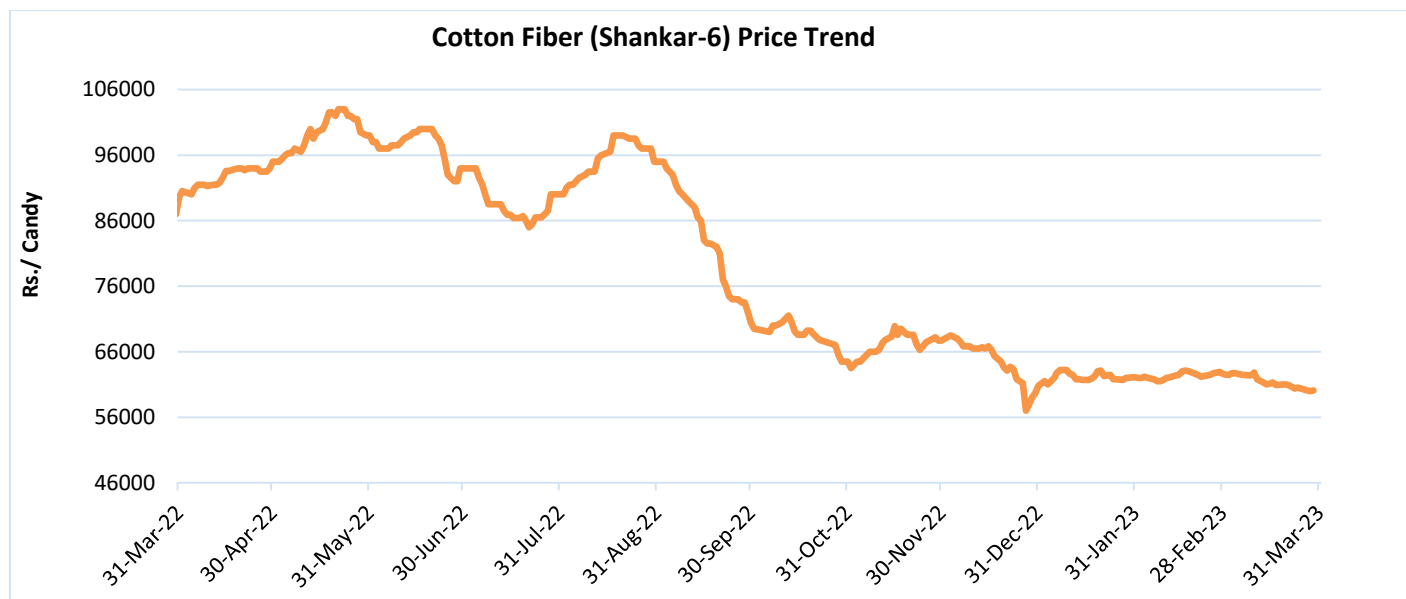
The average price stood higher at Rs. 6204/maund this week compared to Rs. 6181/maund previous week in Abohar, in Bhatinda prices were lower at Rs. 6135/maund, and in Sirsa were at Rs. 6135/maund from Rs. 6071/maund previous week.



Source: Agriwatch

## Cotton Fiber Price Outlook

The average cotton fiber (Shankar-6) prices of premium quality have become slightly lower and is currently at trading Rs.60,266/candy and is likely to remain rangebound in the coming weeks.



Source: Cotton Association of India (CAI)

## Cotton Seed Oil and Cotton Seed Oil Cake

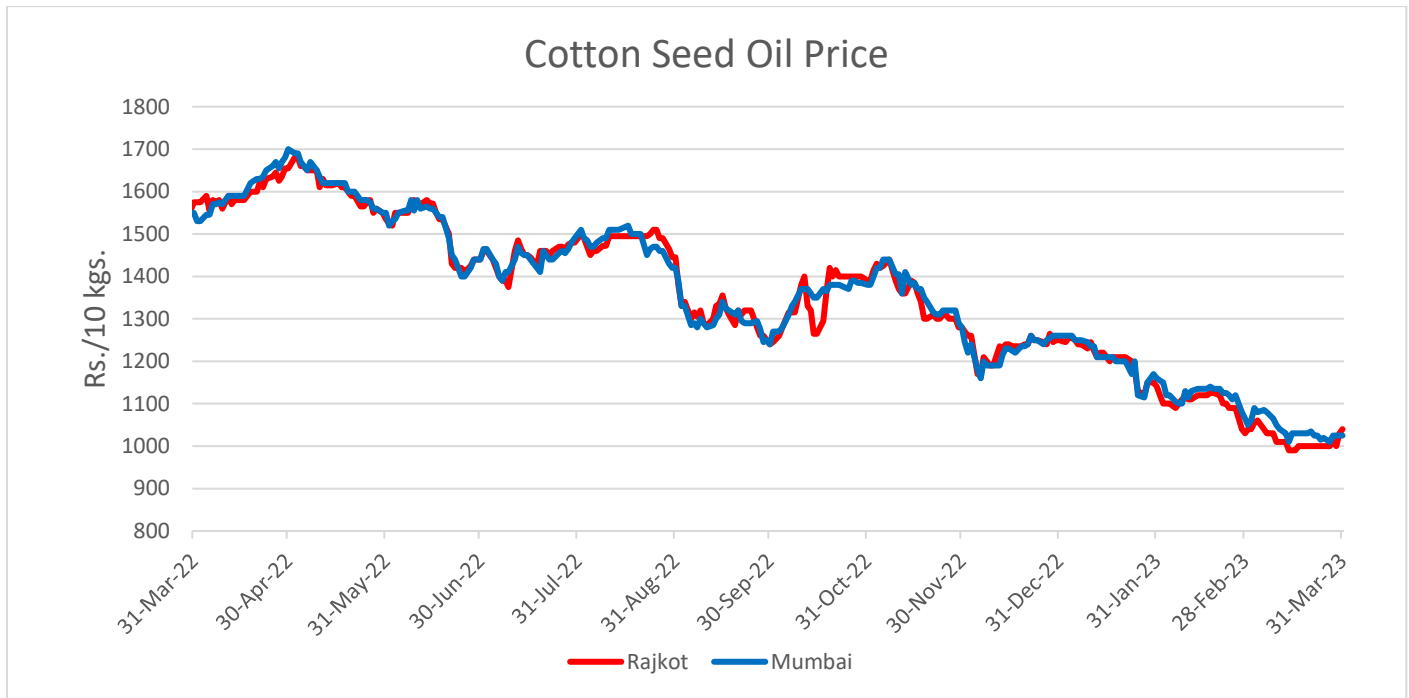
### Cotton Seed Oil weekly

#### Price Scenario

Cottonseed oil prices have shown a weak trend across the major centers during the week ending on 31st Mar'23.

Center	Weekly Average Price as on (Rs/10 kg.)		% Change
	31-Mar-23	24-Mar-23	
Rajkot	1013	1000	1.33
Hyderabad	1000	1005	-0.50
Mumbai	1022	1027	-0.52

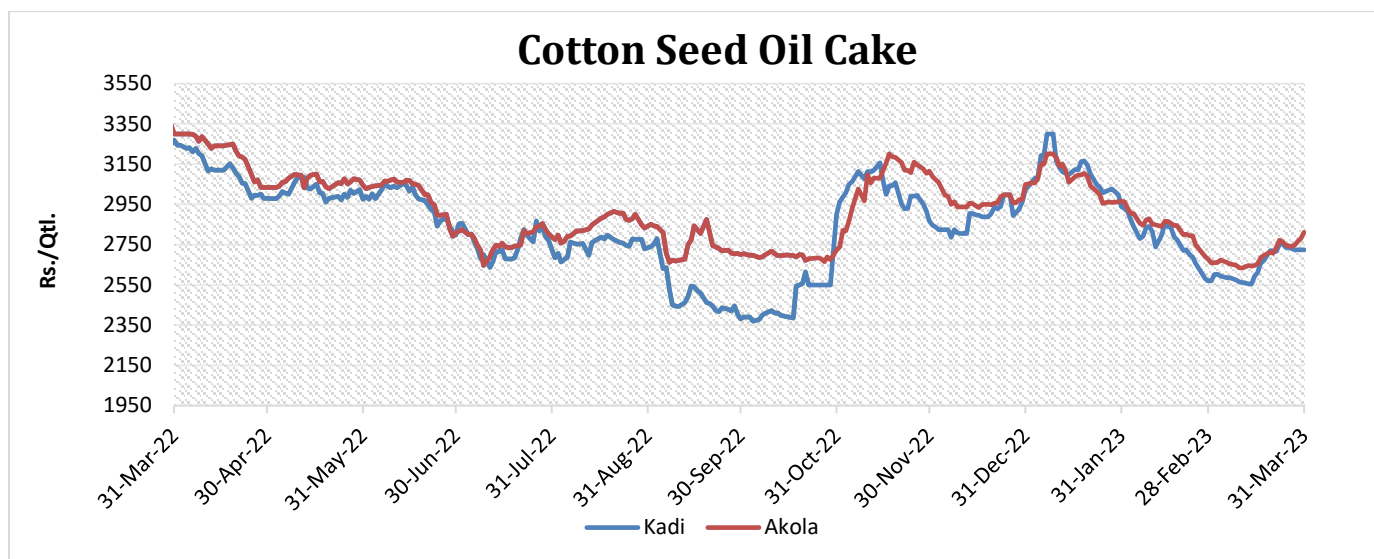
Source: Agriwatch



### Cotton Seed Oil Cake Weekly Price Scenario

The average price of cottonseed oilcake in the Kadi market has increased due to tight supply as compared to previous week. Prices in Kadi were at Rs. 2728 per quintal from Rs. 2722 per quintal and in Akola prices were at Rs. 2766 per quintal from Rs. 2731 per quintal the previous week.

Center	Weekly Average Price as on (Rs/quintal.) *		% Change
	31-Mar-23	24-Mar-23	
Kadi	2728	2722	0.22
Akola	2766	2731	1.29



Source: NCDEX

#### NCDEX Cottonseed oilcake

Expiry Date	31.03.23	17.03.23	Change
April	2815	2680	150
May	2852	2690	154

#### Price Forecast for the coming week

Months	Past Week	Coming week
Price per quintal at Rajkot (Average of the month)	8000	8050-8250

#### Stock Summary

Stock with Spinners	Stock with Government, MCX, MNC, Traders, Ginners etc	Total
64.00	21.25	85.25

### International Market Scenario

The U.S. cotton export sales report for this week shows mixed results for the current and upcoming crop year. Net upland sales for 2022-2023 were 3,10,300 bales with 2,72,500 upland shipments and 16,900 net Pima sales with 7,100 Pima shipments, making the total sales 3,27,200. For the 2023-2024 crop year, net upland sales were 21,300 bales and net Pima sales were 400 bales, with a total of 21,700.

According to the National Food Security and Research (NFSR), Pakistan cotton production is expected to fall to 4.78 million bales against the target of 9 million bales. The floods last year have affected the standing cotton crop. Lower cotton production has also hampered the textile industry. NFSR has proposed to fix the cotton intervention price at PKR 8,500/40kg to revive cotton production, bring about stability in the domestic cotton market.

### USDA Balance Sheet

World Cotton Balance Sheet			
	2020-21	2021-22#	2022-23*
Area Harvested	31,366	32,533	31,611
Yield	773	775	792
Opening Stock	98,184	86,283	86,113
Production	1,11,494	1,15,901	1,15,090
Imports	48,677	42,691	39,576
Exports	48,833	42,858	39,596
Domestic Consumption	1,23,239	1,15,904	1,10,038
Ending Stock	86,283	86,113	91,145

Source: USDA \*Global projected 2022-23; #estimated 2021-22

\*Attribute Unit Description: Area in 1000 Ha; Yield of Cotton in Kg/Ha; Quantity of Cotton in 1000 480-lb Bales

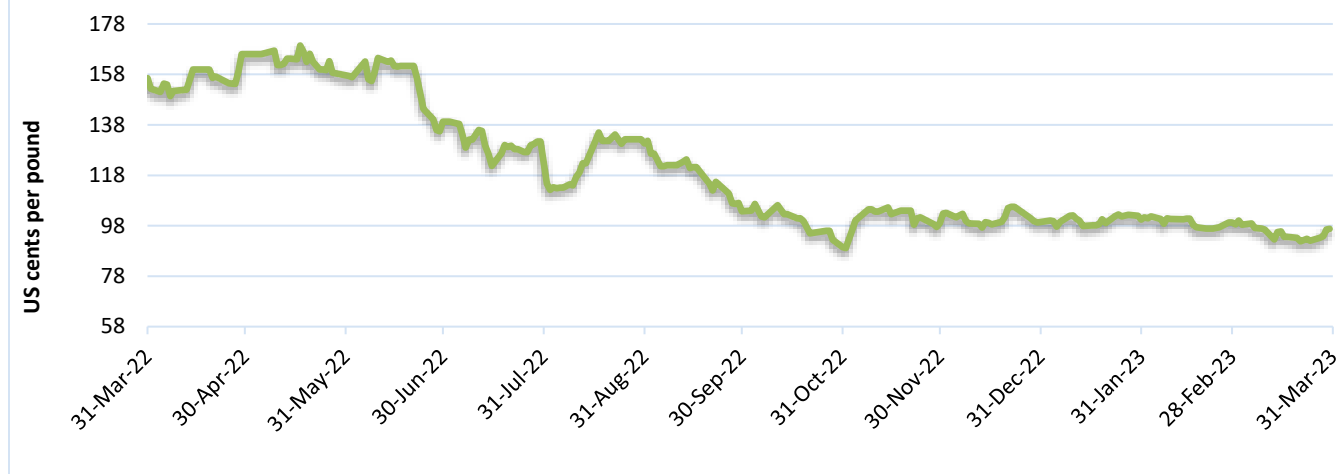
### Cotlook A Index

Cotlook A Index was higher this week. The Cotlook A Index was at 94.46 cents/lb lower by 1% as compared to the previous week.

Cotlook A Index	Weekly Average Price change as on		% Change
	30-Mar-23	23-Mar-23	
Prices	94.46	92.73	1.87
Prices in US cents per Pound			

Source: Cotlook

### Cotlook A Index



### China Cotton Index and Foreign Cotton Index

Cotton Index	Weekly Average Price as on		% Change
	31-Mar-23	24-Mar-23	
FC (S)	95.74	92.51	3.49
FC (M)	94.50	91.26	3.55
FC (L)	93.49	90.26	3.58
Prices in US cents per Pound			

Source: China Cotton Association

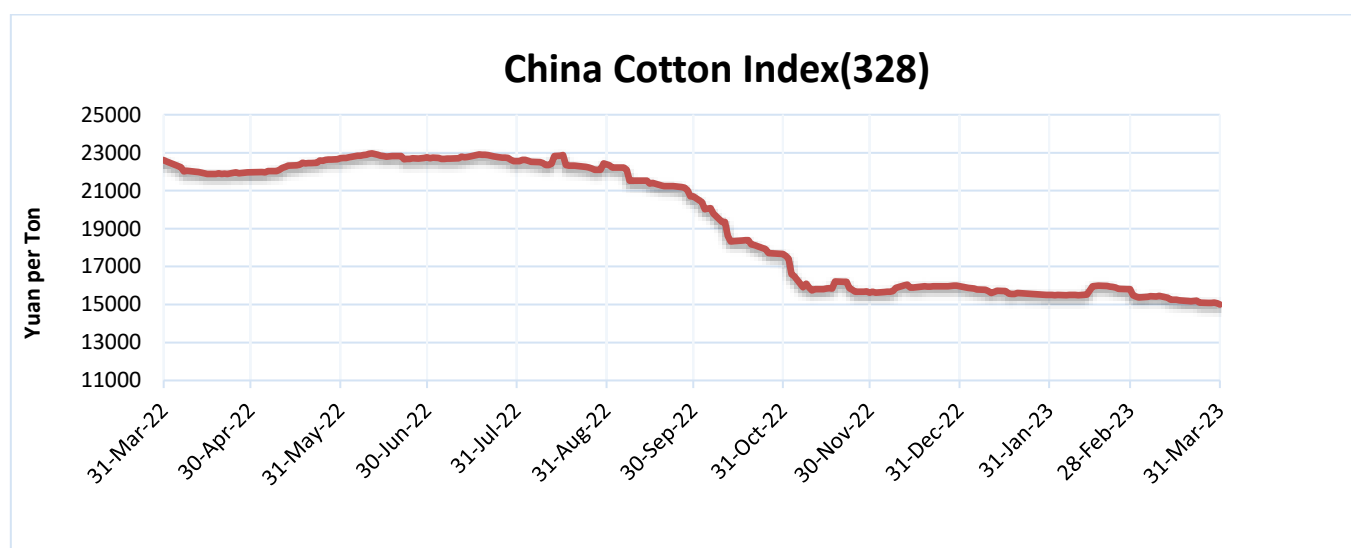
### FC Index (M)





Cotton Index	Weekly Average Price as on		% Change
	31-Mar-23	24-Mar-23	
CCIndex(328)	15269.40	15221.80	0.31
CCIndex(527)	13952.60	13905.80	0.34
CCIndex(229)	15570.60	15538.00	0.21
Prices in Yuan per ton			

Source: China Cotton Association

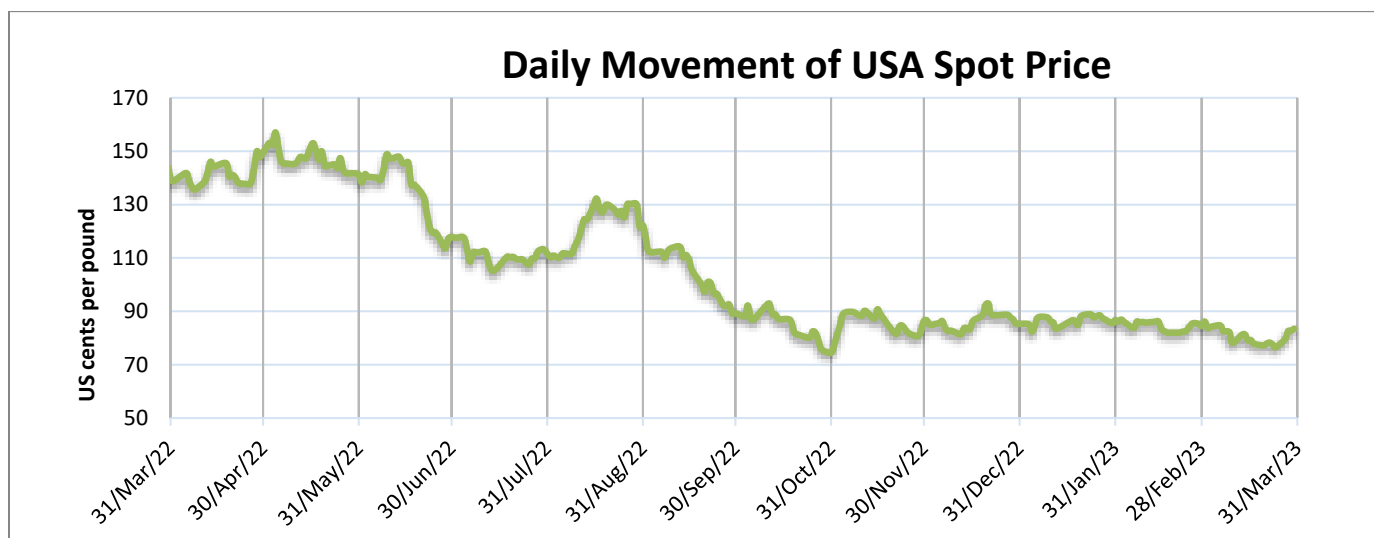


## USA Spot Prices

U.S.A spot prices was at 80.97 cents per pound last week.

USA Spot Prices	Monthly Average Price as on		% Change
	30-Mar-23	23-Mar-23	
Prices	80.97	77.75	4.14
Prices in US cents per Pound			

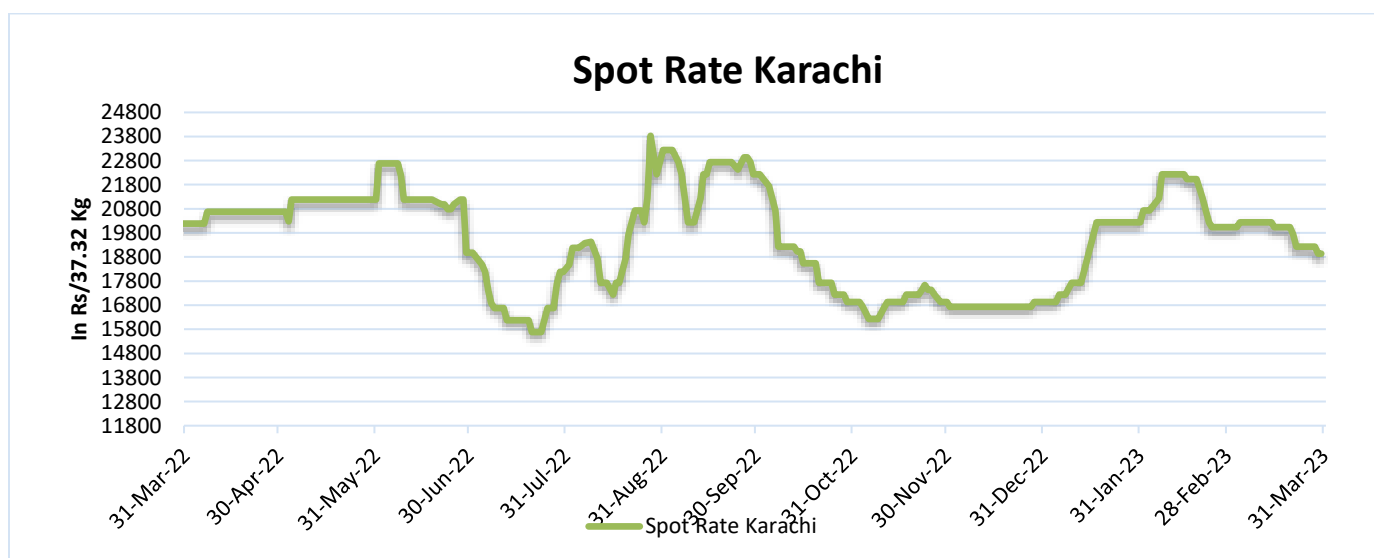
Source: USDA



## Pakistan Spot Prices

The Karachi spot price remained weak and were at Rs. 18935/q from the previous week. The local cotton market remained bearish and trading volume remained low.

Karachi Spot Prices	Weekly Average Price as on		% Change
	31-Mar-23	22-Mar-23	
Prices	18935	19175	-1.25
Prices in Rs per 37.32 Kg			



**Commodity: Cotton seed oilcake**
**Exchange: MCX**
**Contract: Apr**
**Expiry: Apr 30, 2023**

### Cottonseed Oilcake

#### Technical Chart:

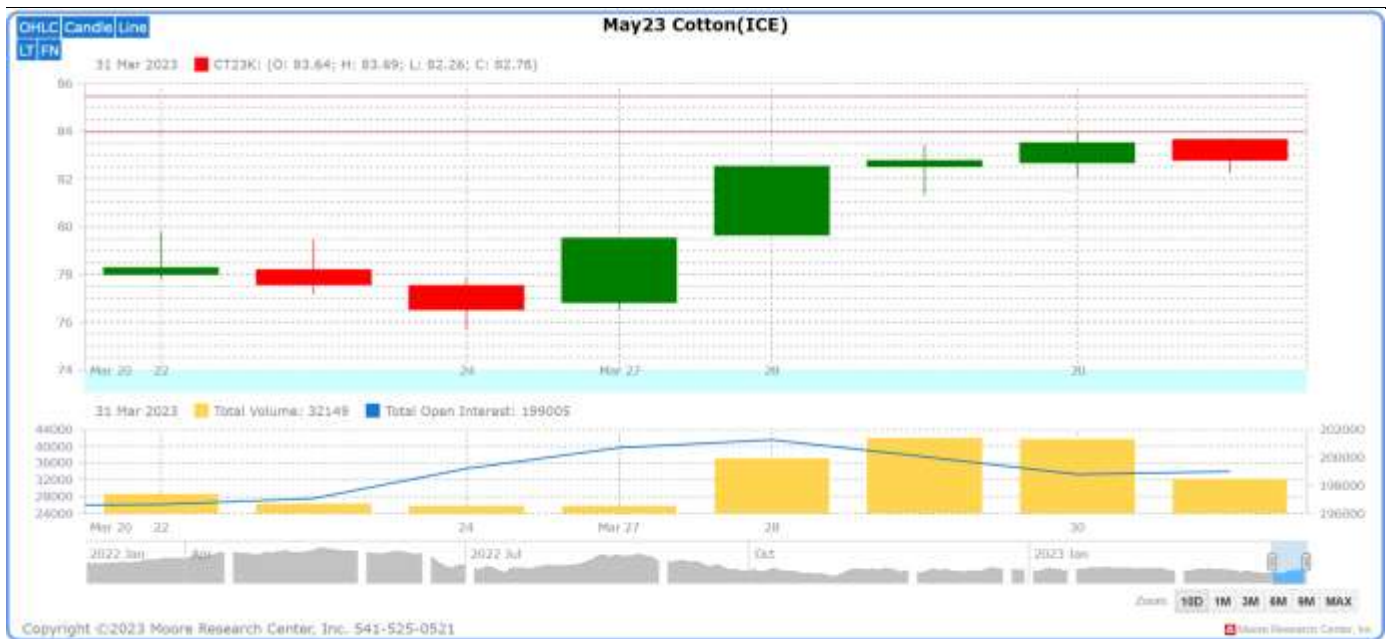


#### Technical Commentary:

- As evident from the above, overall trend remained up and intact, although, prices have taken support at 2650 level and retraced back during the last week.
- Currently trading above 18, and 9 DMA. RSI indicates slight buying strength.
- Market is expected further to remain rangebound in the coming week.

Intraday Supports & Resistances			S1	S2	PCP	R1	R2
Cottonseed oilcake	NCDEX	April	2647	2717	2817	2977	3037
Intraday Trade Call			Call	Entry	T1	T2	SL
Cottonseed oilcake	NCDEX	April	Buy	2827	2927	2947	2757

### Technical Analysis of Cotton Future (Mar'23 Contract) at ICE



- The Mar'23 contract showed downtrend during the past week.
- Total volume increased & Open Interest slightly decreased compared to past week.
- We expect cotton prices to remain sideways in the coming week.

### Expected Price Range During Coming week

Expected Trend	Expected Trading Band
Range bound	84-88

### Expected Support and Resistance

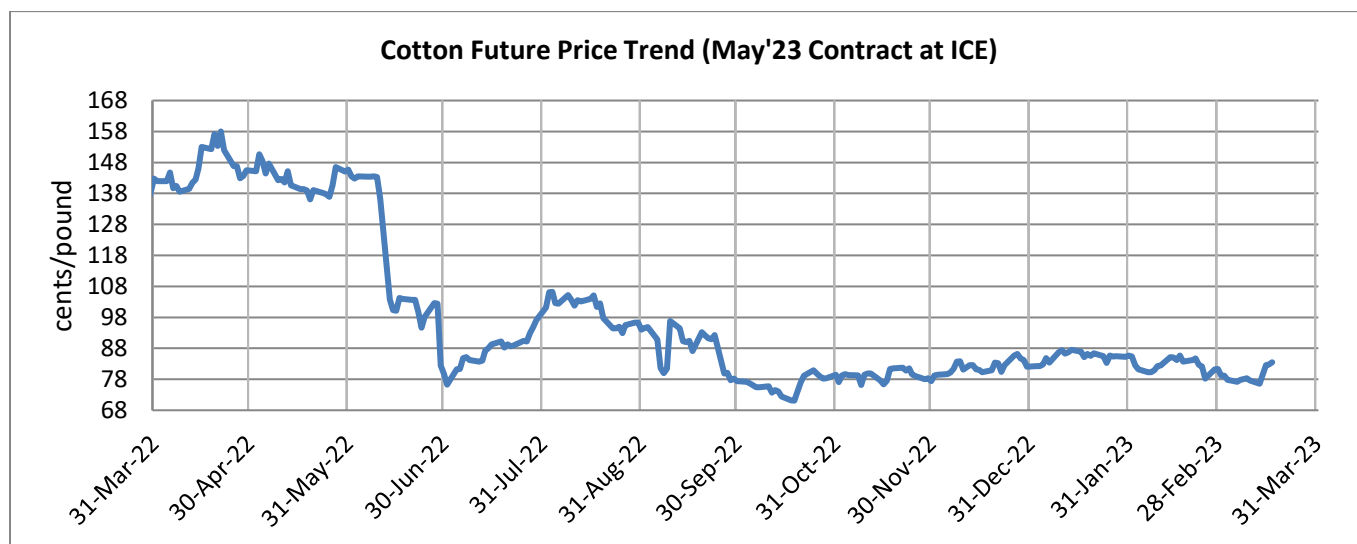
Support 1	Support 2	Resistance 1	Resistance 2
80	78	84	86

Figures in US cents/pound

## Cotton Future Prices at ICE

Cotton Prices in Future Contract on ICE						Prices in cents/Lb	
Contracts	30-Mar-23	28-Feb-23	30-Dec-22	01-Oct-22	30-Mar-22	% Change over a month	% Change over previous year
May-23	83.50	84.03	83.45	80.78	139.84	-0.63	-40.29
Jul-23	83.87	84.46	83.38	79.02	136.20	-0.70	-38.42
Oct-23	84.19	84.35	80.74	92.14	118.64	-0.19	-29.04
Dec-23	83.88	83.83	80.88	84.20	112.44	0.06	-25.40
Mar-23	83.57	84.19	83.37	82.19	107.45	-0.74	-22.22

## Future Price Trend (Active Contract):



## Cotton Yarn

As per the market sources, Cotton yarn prices in South India remained steady today with slow demand, but the increase in cotton prices boosted sentiments in the yarn market. Cotton yarn prices remained stable in Mumbai amid poor demand.

In Mumbai, 60 count carded cotton yarn of warp and weft varieties were traded at Rs.1,525-1,540 and Rs.1,400-1,450 per 5 kg (GST extra) respectively; 60 combed warp was priced at Rs.342-345 per kg; 80 carded (weft) cotton yarn was sold at Rs.1,440-1,480 per 4.5 kg.

## Cotton Domestic Weekly Price

### Cotton Prices at Key Spot Markets:

Commodity	Kapas		Weekly Average Prices (Rs./Quintal)		Change
State	Centre	Variety	27th Mar'23 to 01st Apr'23	20th Mar'23 to 25th Mar'23	
Gujarat	Ahmedabad	Shankar-6	7750	7855	-105
	Gondal	Shankar-6	Closed	7993	-
	Rajkot	B.T. Cotton	Closed	8207	-
	Patan	B.T. Cotton	Closed	8039	-
	Kadi	B.T. Cotton	7750	7883	-133
	Deesa	B.T. Cotton	Closed	1334	-
	Dhrol	B.T. Cotton	Closed	7708	-
Haryana	Bhiwani	B.T. Cotton	7717	7717	Unch
	Bhiwani	Desi	Closed	Closed	-
	Adampur	B.T. Cotton	7829	7799	30
	Fatehabad	B.T. Cotton	7665	7708	-43
	Jind	B.T. Cotton	Closed	Closed	-
	Uchana	B.T. Cotton	Closed	Closed	-
	Dabwali	B.T. Cotton	Closed	Closed	-
Rajasthan	Hanumangarh	B.T. Cotton	7800	7783	17
	Rawatsar	B.T. Cotton	7800	7863	-63
Madhya Pradesh	Khandwa	Mech-1	7667	7800	-133
	Khargaon	Mech-1	7693	7795	-103
Maharashtra	Amravati	Mech-1	7717	7800	-83
	Jamner	Medium Staple	Closed	Closed	-
Uttar Pradesh	Hathras	B.T. Cotton	Closed	Closed	-
	Hathras	Desi	Closed	Closed	-
Telangana	Adilabad	Un-Ginned	7365	7310	55
Andhra Pradesh	Adoni	Un-Ginned	7433.2	7531.333333	-98
Karnataka	Bijapur	Bunny	7956	7935	22
	Hubli	D.C.H.	Closed	Closed	-
	Hubli	B.T. Cotton	Closed	Closed	-
	Raichur	H-44 Cotton	7767	7700	67
Commodity	Lint		Prices (Rs./Maund of 37.32kg each)		Change
State	Centre	Variety	27th Mar'23 to 01st Apr'23	20th Mar'23 to 25th Mar'23	
Punjab	Bhatinda	J-34	6212	6180	32

	Abohar	J-34	6216	6176	40
	Mansa	J-34	6138	6146	-8
<b>Haryana</b>	Sirsa	J-34	6138	6068	70
<b>Rajasthan</b>	Sri-Ganganagar	J-34	6022	6024	-2

**Cotton Arrivals in Key Centers:**

Commodity	Kapas		Weekly Sum Arrivals (Quintal)		
State	Centre	Variety	27th Mar'23 to 01st Apr'23	20th Mar'23 to 25th Mar'23	Change
<b>Gujarat</b>	Ahmedabad	Shankar-6	34000	47600	-13600
	Gondal	Shankar-6	Closed	7367	-
	Rajkot	B.T. Cotton	Closed	2767	-
	Patan	B.T. Cotton	Closed	3579	-
	Kadi	B.T. Cotton	15000	24167	-9167
	Deesa	B.T. Cotton	Closed	Closed	-
	Dhrol	B.T. Cotton	Closed	410	-
<b>Haryana</b>	Bhiwani	B.T. Cotton	500	817	-317
	Bhiwani	Desi	Closed	Closed	-
	Adampur	B.T. Cotton	646	710	-64
	Fatehabad	B.T. Cotton	238	196	43
	Jind	B.T. Cotton	Closed	Closed	-
	Uchana	B.T. Cotton	Closed	Closed	-
	Dabwali	B.T. Cotton	Closed	Closed	-
<b>Rajasthan</b>	Hanumangarh	B.T. Cotton	400	540	-140
	Rawatsar	B.T. Cotton	400	540	-140
<b>Madhya Pradesh</b>	Khandwa	Mech-1	4000	2750	1250
	Khargaon	Mech-1	1850	6500	-4650
<b>Maharashtra</b>	Amravati	Mech-1	21000	20667	333
	Jamner	Medium Staple	Closed	Closed	-
<b>Uttar Pradesh</b>	Hathras	B.T. Cotton	Closed	Closed	-
	Hathras	Desi	Closed	Closed	-
<b>Telangana</b>	Adilabad	Un-Ginned	81062	49781	31281
<b>Andhra Pradesh</b>	Adoni	Un-Ginned	1046	725	321
<b>Karnataka</b>	Bijapur	Bunny	1578	1074	504
	Hubli	D.C.H.	Closed	Closed	-
	Hubli	B.T. Cotton	Closed	Closed	-
	Raichur	H-44 Cotton	13	12	2
Commodity	Lint		Weekly Sum Arrivals (Quintal)		
State	Centre	Variety	27th Mar'23 to 01st Apr'23	20th Mar'23 to 25th Mar'23	Change
<b>Punjab</b>	Bhatinda	J-34	Closed	Closed	-
	Abohar	J-34	368	524	-156

	Mansa	J-34	85	102	<b>-17</b>
<b>Haryana</b>	Sirsa	J-34	204	241	<b>-37</b>
<b>Rajasthan</b>	Sri-Ganganagar	J-34	325	500	<b>-175</b>

**Week on Week Price: Scenario of Cotton:**

Commodity	Kapas		Today	Week Ago	Month Ago	Year Ago
State	Centre	Variety	31-Mar-23	23-Mar-23	1-Mar-23	31-Mar-22
<b>Gujarat</b>	Ahmedabad	Shankar-6	Closed	7875	8150	Closed
	Gondal	Shankar-6	Closed	8055	8130	Closed
	Rajkot	B.T. Cotton	Closed	8250	8280	Closed
	Patan	B.T. Cotton	Closed	7985	8090	Closed
	Kadi	B.T. Cotton	Closed	7900	8250	12500
	Deesa	B.T. Cotton	Closed	Closed	1350	Closed
	Dhrol	B.T. Cotton	Closed	Closed	8150	Closed
<b>Haryana</b>	Bhiwani	B.T. Cotton	7750	7700	8000	Closed
	Bhiwani	Desi	NA	0	0	Closed
	Adampur	B.T. Cotton	7900	7850	8070	10850
	Fatehabad	B.T. Cotton	7700	7690	7890	11400
	Jind	B.T. Cotton	NR	Closed	0	11500
	Uchana	B.T. Cotton	NA	Closed	7930	11100
	Dabwali	B.T. Cotton	NR	0	7800	11000
<b>Rajasthan</b>	Hanumangarh	B.T. Cotton	8000	7800	8100	11900
	Rawatsar	B.T. Cotton	Closed	7950	8150	11200
<b>Madhya Pradesh</b>	Khandwa	Mech-1	Closed	7800	8000	0
	Khargaon	Mech-1	Closed	7795	7765	0
<b>Maharashtra</b>	Amravati	Mech-1	7750	7800	0	12100
	Jamner	Medium Staple	NA	0	0	0
<b>Telangana</b>	Adilabad	Un-Ginned	NA	0	7480	10355
<b>Andhra Pradesh</b>	Adoni	Un-Ginned	7401	0	7921	12059
<b>Karnataka</b>	Bijapur	Bunny	8020	8010	8060	12401
	Hubli	D.C.H.	NA	0	8150	0
	Hubli	B.T. Cotton	NA	0	0	0
	Raichur	H-44 Cotton	7700	7800	7900	11000
Commodity	Lint		Today	Week Ago	Month Ago	Year Ago
State	Centre	Variety	31-Mar-23	23-Mar-23	1-Mar-23	31-Mar-22
<b>Punjab</b>	Bhatinda	J-34	6270	6175	6375	9300



	Abohar	J-34	6270	6175	6350	9300
	Mansa	J-34	6200	6200	6325	9300
<b>Haryana</b>	Sirsa	J-34	6250	6062	6300	9000
<b>Rajasthan</b>	Sri-Ganganagar	J-34	NA	6063	6157	8601

**Cotton Arrivals in Key Centers:**

Commodity	Kapas		Arrivals (Quintal)	Arrivals (Quintal)	Arrivals (Quintal)	Arrivals (Quintal)
State	Centre	Variety	31-Mar-23	23-Mar-23	1-Mar-23	31-Mar-22
<b>Gujarat</b>	Ahmedabad	Shankar-6	Closed	42500	68000	0
	Gondal	Shankar-6	Closed	7450	7820	0
	Rajkot	B.T. Cotton	Closed	2600	3200	0
	Patan	B.T. Cotton	Closed	3767	3403	0
	Kadi	B.T. Cotton	Closed	20000	30000	5000
	Deesa	B.T. Cotton	NA	0	0	0
	Dhrol	B.T. Cotton	Closed	0	528	0
<b>Haryana</b>	Bhiwani	B.T. Cotton	NA	1500	700	0
	Bhiwani	Desi	NA	0	0	0
	Adampur	B.T. Cotton	340	680	1020	1020
	Fatehabad	B.T. Cotton	25	350	200	250
	Jind	B.T. Cotton	NR	0	0	850
	Uchana	B.T. Cotton	NR	0	300	500
	Dabwali	B.T. Cotton	NR	0	300	500
<b>Rajasthan</b>	Hanumangarh	B.T. Cotton	Closed	500	1000	500
	Rawatsar	B.T. Cotton	Closed	500	1000	500
<b>Madhya Pradesh</b>	Khandwa	Mech-1	Closed	3000	4000	0
	Khargaon	Mech-1	Closed	6500	8800	0
<b>Maharashtra</b>	Amravati	Mech-1	20000	20000	0	16000
	Jamner	Medium Staple	NA	0	0	0
<b>Telangana</b>	Adilabad	Un-Ginned	NA	0	90895.6	1035.5
<b>Andhra Pradesh</b>	Adoni	Un-Ginned	1029	0	1733	1588
<b>Karnataka</b>	Bijapur	Bunny	661	1113	3162	469
	Hubli	D.C.H.	NA	0	38	0
	Hubli	B.T. Cotton	NA	0	0	0
	Raichur	H-44 Cotton	10	10	15	5
Commodity	Lint		Arrivals (Quintal)	Arrivals (Quintal)	Arrivals (Quintal)	Arrivals (Quintal)
State	Centre	Variety	31-Mar-23	23-Mar-23	1-Mar-23	31-Mar-22
<b>Punjab</b>	Bhatinda	J-34	NA	0	0	2550
	Abohar	J-34	170	1020	680	255

	Mansa	J-34	85	85	85	255
<b>Haryana</b>	Sirsa	J-34	NA	340	340	680
<b>Rajasthan</b>	Sri-Ganganagar	J-34	NA	500	3000	300

**Cotton Association of India Spot Rates:**

Trade Name	Staple	Micronaire	Strength/ GPT	Weekly Average Prices		+/- Change
				27th Mar'23 to 01st Apr'23	20th Mar'23 to 25th Mar'23	
Bengal Deshi (RG)/Assam Comilla (101)	Below 22mm	5.0 - 7.0	15	66575	65000	1575
Bengal Deshi (SG)(201)	Below 22mm	5.0 - 7.0	15	67075	65500	1575
J-34(202)	26mm	3.5 - 4.9	23	58800	58550	250
H-4/ MECH-1(105)	28mm	3.5 - 4.9	27	58275	57950	325
Shankar-6(105)	29mm	3.5 - 4.9	28	60500	60550	-50
Bunny/ Brahma(105)	31mm	3.5 - 4.9	30	61500	61475	25
MCU-5/ Surabhi(106)	32mm	3.3 - 4.9	31	Closed	Closed	-
DCH-32(107)	34mm	3.0 - 3.8	33	71000	71500	-500

Cotton Yarn Prices	31-Mar-23	24-Mar-23	Change	31-Mar-23	24-Mar-23	Change
Variety	Prices FOB ,USD			Prices Kg Indian Port		
Ne 20/1 Carded Hosiery Yarn	2.79	2.86	-0.07	229	234	-5.00
Ne 20/1 Combed Hosiery Yarn	2.97	3.04	-0.07	244	249	-5.00
Ne 21/1 Carded Weaving Yarn	2.79	2.86	-0.07	229	234	-5.00
Ne 26/1 Combed Hosiery Yarn	3.09	3.16	-0.07	254	259	-5.00
Ne 30/1 Carded Hosiery Yarn	3.03	3.08	-0.05	249	252	-3.00
Ne 30/1 Combed Hosiery Yarn	3.15	3.22	-0.07	259	264	-5.00
Ne 32/1 Carded Weaving Yarn	3.07	3.14	-0.07	252	257	-5.00
Ne 34/1 Combed Hosiery Yarn	3.37	3.44	-0.07	277	282	-5.00
Ne 40/1 Combed Hosiery Yarn	3.52	3.59	-0.07	289	294	-5.00
Ne 40/1 Carded Weaving Yarn	3.27	3.35	-0.08	269	274	-5.00
Ne 30/2 Carded Hosiery Yarn	3.27	3.35	-0.08	269	274	-5.00
Ne 32/2 Combed Knitting Yarn	3.67	3.75	-0.08	302	307	-5.00
Ne 32/2 Carded Hosiery Yarn	3.33	3.41	-0.08	274	279	-5.00
Ne 40/2 Combed Hosiery Yarn	4.06	4.14	-0.08	334	339	-5.00

Ne 30/1 Combed Compact Weaving Yarn	3.33	3.41	-0.08	274	279	-5.00
Ne 40/1 Combed Compact Weaving Yarn	3.64	3.71	-0.07	299	304	-5.00
Ne 50/1 Combed Compact Weaving Yarn	3.94	4.02	-0.08	324	329	-5.00
Ne 16/1 Open End Yarn	2.3	2.37	-0.07	189	194	-5.00
Ne 21/1 Open End Yarn	2.48	2.55	-0.07	204	209	-5.00
Ne 24/1 Open End Yarn	2.79	2.86	-0.07	229	234	-5.00

### Cottonseed and oilcake Prices:

Cotton Seed Oil Cake Prices		Weekly Average Prices (Rs./Quintal)		Change
State	Market	27th Mar'23 to 31st Mar'22	20th Mar'23 to 25th Mar'22	
Punjab	Bhatinda (Pakki)	3300	3227	73
Punjab	Ludiana	3790	3727	63
Haryana	Sirsa	3250	3225	25
Haryana	Hisar	3275	3250	25
Rajasthan	Hanumangarh	3175	3175	Unch
Rajasthan	Vijaynagar	3175	3175	Unch
Madhya Pradesh	Indore	3263	3183	79
Madhya Pradesh	Khargone	3096	3067	29
Maharastra	Wani	3133	3075	58
Maharastra	Malkapur	3167	3142	25
Telegana	Warangal	2895	2850	45
Telegana	Adilabad	2855	2813	42
Karnatka	Dharwad	2850	2833	17
Karnatka	Hubli	3050	3050	Unch
Gujarat	Dhasa ,Damnagar,Babra Good Qlty	3058	2997	61

Cotton Seed Prices		Weekly Average Prices (Rs./Quintal)		Change
State	Market	27th Mar'23 to 31st Mar'22	20th Mar'23 to 25th Mar'22	
Punjab	Mansa	3417	3360	57
Punjab	Bhatinda	3400	3333	67
Haryana	Adampur	3454	3525	-71
Haryana	Charkhi Dadari	3454	3425	29
Rajasthan	Hanumangarh	3529	3500	29

Rajasthan	Bikaner	3604	3575	29
Madhya Pradesh	Sendhwa	3175	3154	21
Madhya Pradesh	Barwaha	3225	3133	92
Maharastra	Malkapur	3096	3122	-26
Maharastra	Akot	3237	3288	-52
Telegana	Madnoor	3250	3150	100
Telegana	Jangaon	3204	3075	129
Karnatka	Bijapur	3033	2983	50
Karnatka	Hubli	3033	2983	50
Gujarat	Mahuva,Rajula,S.Kundla,UNA	3150	3017	133
Gujarat	Kadi	3250	3158	92

### Disclaimer

The information and opinions contained in the document have been compiled from sources believed to be reliable. The company does not warrant its accuracy, completeness and correctness. Use of data and information contained in this report is at your own risk. This document is not, and should not be construed as, an offer to sell or solicitation to buy any commodities. This document may not be reproduced, distributed or published, in whole or in part, by any recipient hereof for any purpose without prior permission from the Company. IASL and its affiliates and/or their officers, directors and employees may have positions in any commodities mentioned in this document (or in any related investment) and may from time to time add to or dispose of any such commodities (or investment). Please see the detailed disclaimer at © 2023 Indian Agribusiness Systems Ltd.