

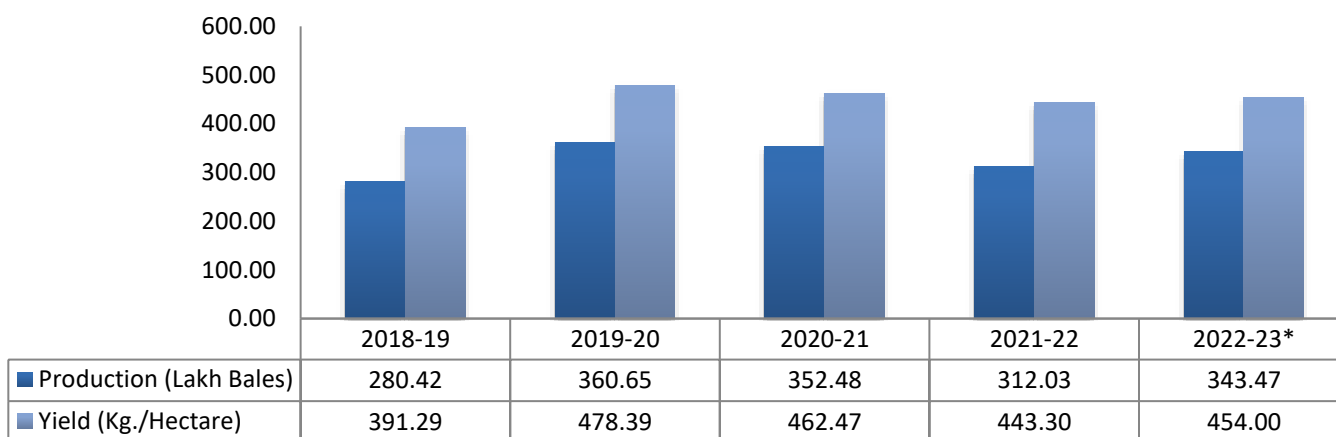
Domestic market summary**Major Market Highlights:**

- Indian market sentiment turned bullish during the last week. Raw cotton prices have increased amid decline in arrivals.
- The Southern India Mills Association (SIMA), has urged the farmers to dispose the stocked cotton before the monsoon begins to fetch better prices of the produce as it will be difficult to gin cotton during the rainy season. Also, the quality of cotton might deteriorate during the rainy season and farmers may get lower prices.
- **As per the market sources, in central India i.e., in Maharashtra about 40% of the crop has been damaged due to rains and hailstorm during the ongoing season.** However, cotton prices continue to fall at Arvi market and were trading at Rs. 7650 per quintal against the previous week price of Rs. 7700 per quintal.
- Cotton sowing in Haryana is likely to get completed by 31st May 2023. The area under the cotton acreages is likely to remain same as that of previous season. As per Agriwatch sources, around 6 lakh hectares of area is sown till 29th May'23 under the cotton crop as compared to previous season acreages of 6.50 lakh hectares.

Production Estimate:

- As per the Third Advance Estimates by the Ministry of Agriculture and Farmers Welfare, Cotton production during the 2022-23 season across India is estimated at 343.47 lakh bales higher from previous estimate of 337.23 lakh bales.

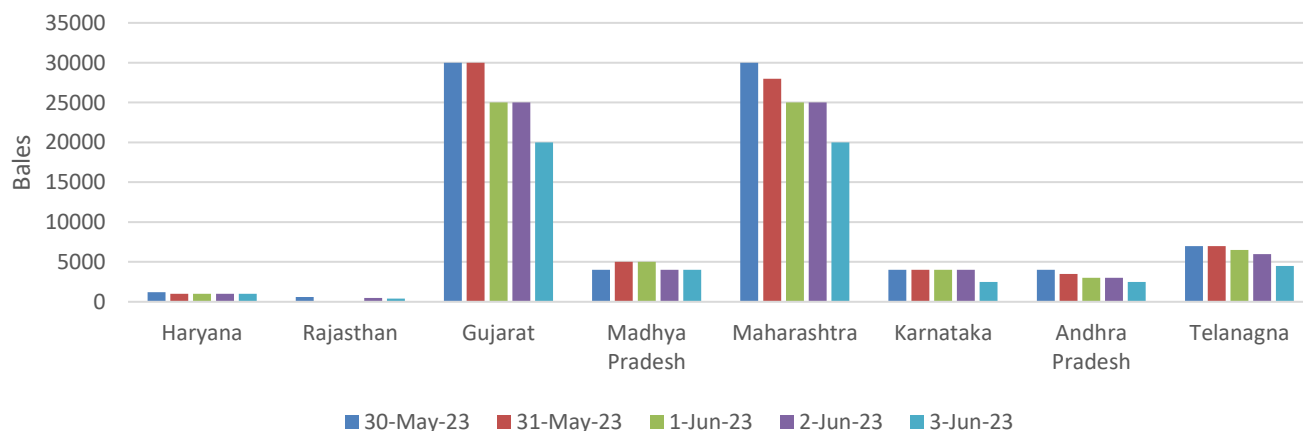
Production and Yield



Source: Ministry of Agriculture and Farmers Welfare

Cotton Crop Arrival

Cotton Crop Arrivals



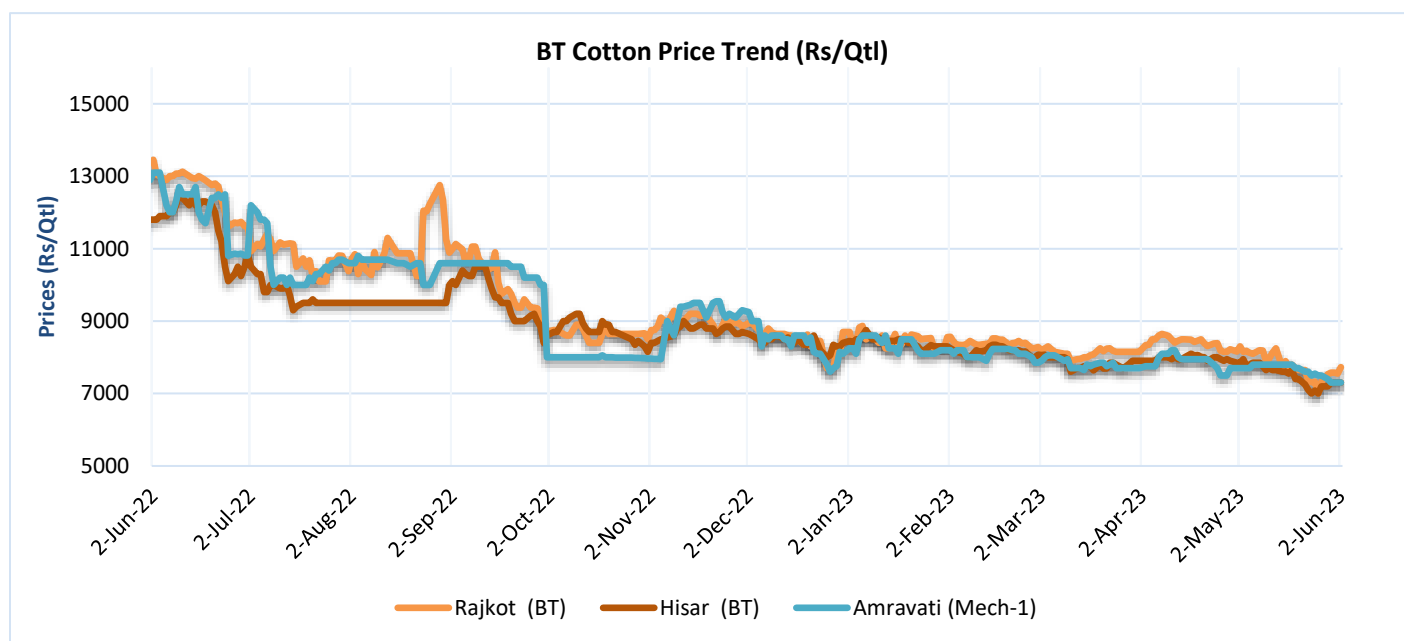
All India Cotton Arrivals 2022-23

This Week	7 Lakh Bales
Cumulative Arrival	256 Lakh Bales
Cotton Consumption	192 Lakh Bales
Exports	11.50 lakh Bales
Import	11.00 lakh Bales

Domestic Cotton Prices Scenario

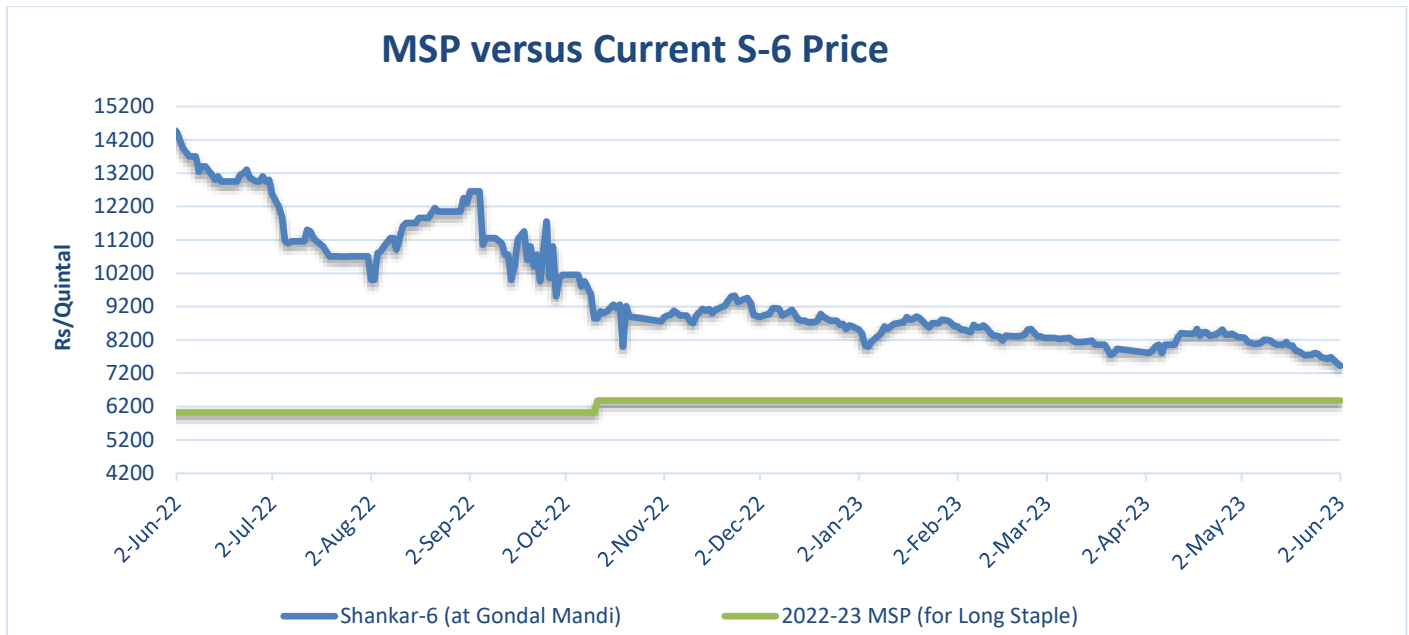
Kapas (Raw Cotton) Weekly Price Scenario

Weekly Price Review: Weekly BT Cotton average prices at Rajkot stood slightly higher at Rs. 7,594/Qtl compared to the previous week's Rs. 7,379/Qtl. Cotton prices in Hisar too were lower at Rs. 7280 per quintal during the past week.



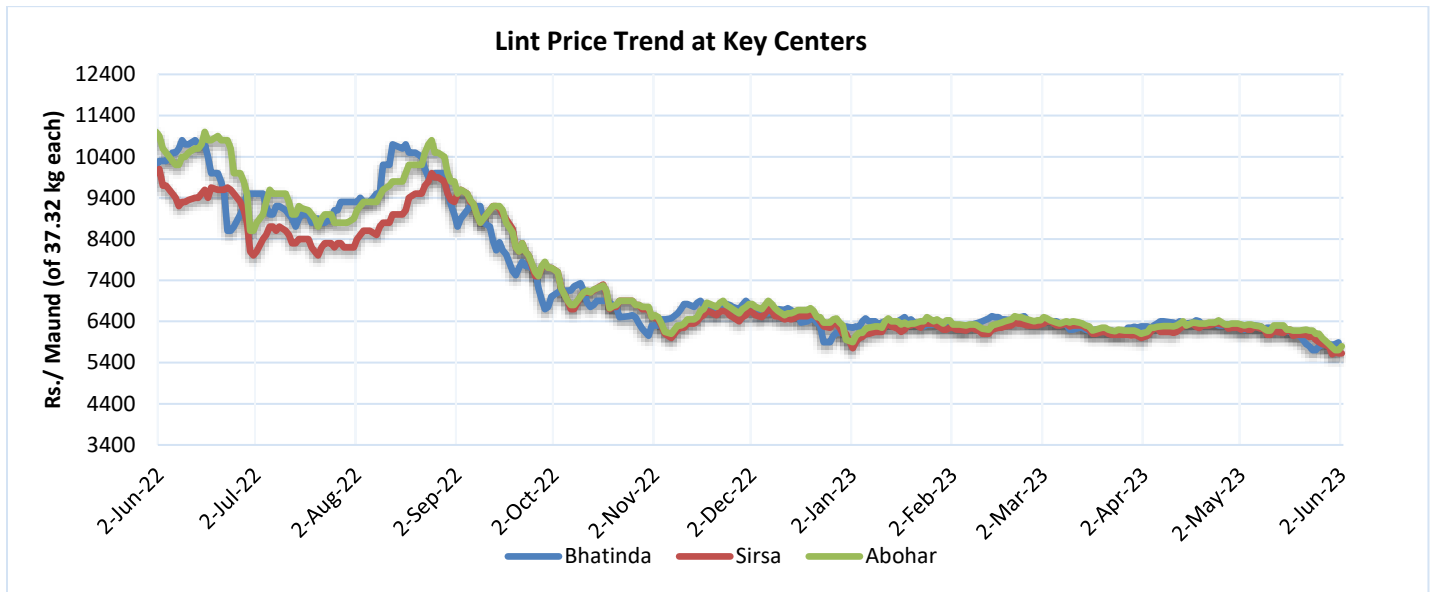
Spot Price Comparison

Cotton Shanker-6 at Gondal market traded higher at Rs.7,573 per quintal against the previous week price of Rs. 7,284 per quintal. The minimum support price of cotton for the 2022-23 season is at Rs. 6,380 per quintal.



Lint price Outlook

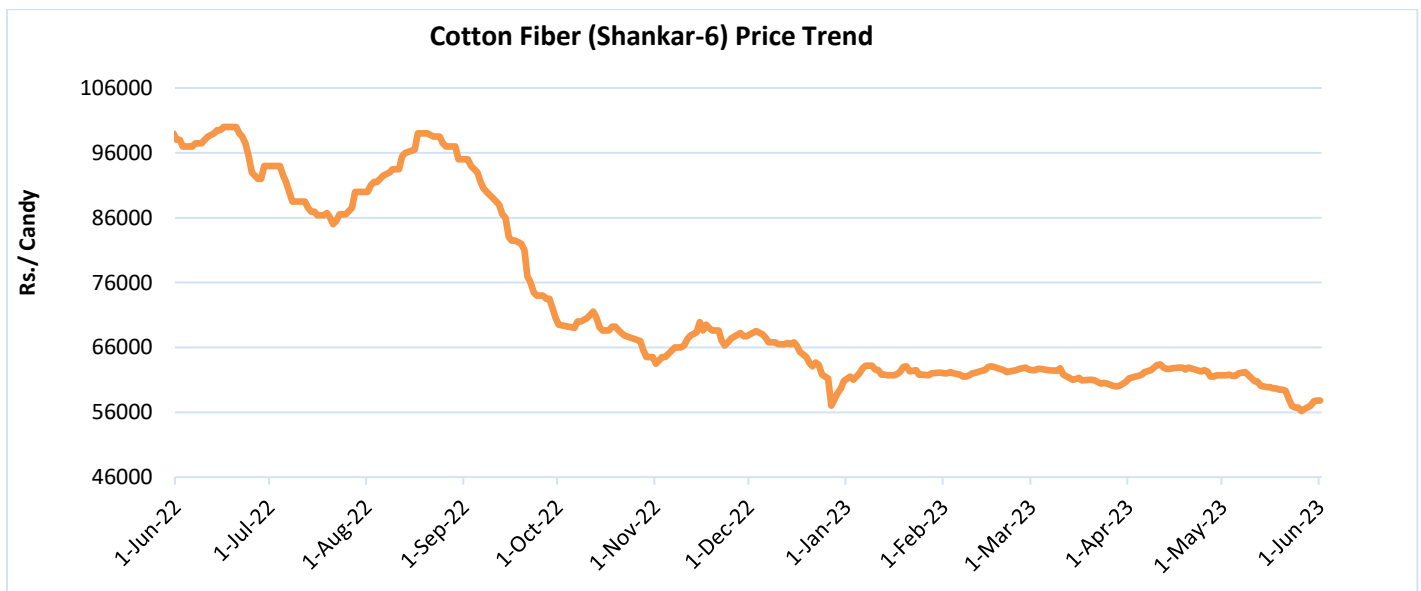
The average price stood higher at Rs. 5900/maund this week compared to Rs. 5805/maund previous week in Abohar, in Bhatinda prices were lower at Rs. 5848/maund, and in Sirsa were at Rs. 5720/maund from Rs. 5705/maund previous week.



Source: Agriwatch

Cotton Fiber Price Outlook

The average cotton fiber (Shankar-6) premium quality is currently at trading Rs.57,800/candy and is likely to trade rangebound in the coming weeks as cotton arrivals have decreased in the market.



Source: Cotton Association of India (CAI)

Cotton Seed Oil and Cotton Seed Oil Cake

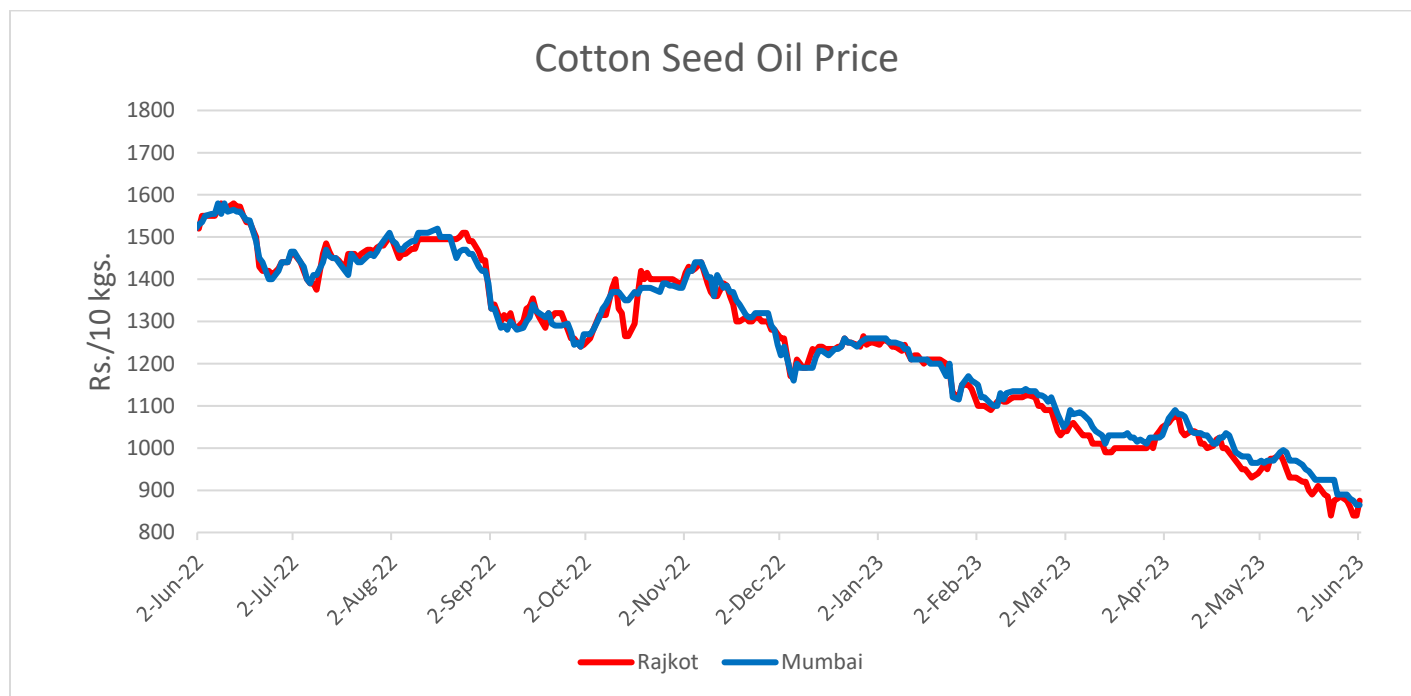
Cotton Seed Oil weekly

Price Scenario

Cottonseed oil prices have shown a weak trend across the major centers during the week ending on 03rd June 2023 in tandem with all the edible oils.

Centre	Weekly Average Price as on (Rs/10 kg.)		% Change
	03-Jun-23	26-May-23	
Rajkot	863	880	-1.99
Mumbai	878	919	-4.52

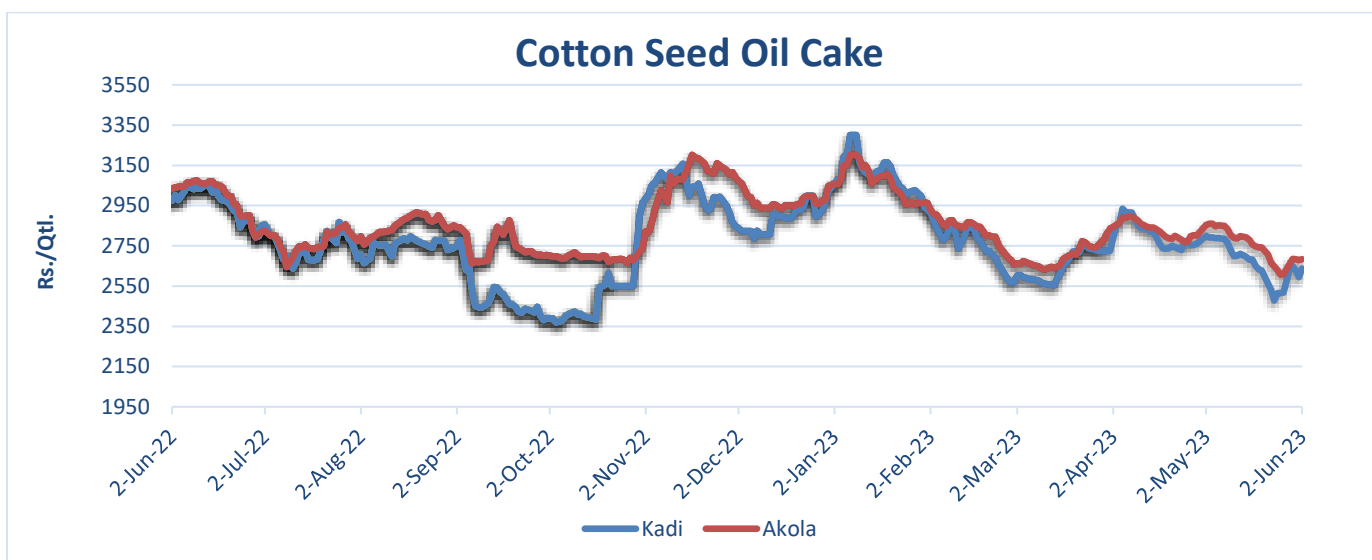
Source: Agriwatch



Cotton Seed Oil Cake Weekly Price Scenario

The average price of cottonseed oilcake in the Kadi market has increased due to increased demand as compared to the previous week. Prices in Kadi were at Rs. 2610 per quintal from Rs. 2538 per quintal and in Akola prices were at Rs. 2666 per quintal from Rs. 2667 per quintal the previous week.

Center	Weekly Average Price as on (Rs/quintal.) *		% Change
	02-Jul-23	26-May-23	
Kadi	2610	2538	2.82
Akola	2666	2667	-0.02



Source: Agriwatch

NCDEX Cottonseed oilcake

Expiry Date	02.06.23	26.05.23	Change
Jun	2625	2488	137
Jul	2653	2517	136

Price Forecast for the coming week

Months	Past Week	Coming week
Price per quintal at Rajkot (Average of the month)	7650	7350-7850

Cotton Stock Summary

Stock with Spinners	Stock with Government, MCX, MNC, Traders, Ginners etc	Total
52.00	36.00	88.00

Unit: Lakh Bales

International Market Scenario

The USDA's crop progress report for the week ending on May 21st indicates that 60% of the cotton crop was planted which was 45% in previous week and 66% in previous year. Cotton squaring stands at 3% which was 7% previous season.

As per Cotlook Outlook, the global raw cotton production is forecast to be lower by 69,000 tonne to 24,852,000 tonne during the 2022-23 season. Reduction for the African Franc Zone and the United States were partially offset by increase for China and Australia.

According to USDA Cotton and Product outlook report, May 2023 report, global cotton production is up from the previous month to 116.5 million bales and attributed to higher production in China, Mexico, and Uzbekistan. However, consumption maybe lower by 500,000 bales to 109.6 million and attributed to lower use in Bangladesh.

USDA Balance Sheet

World Cotton Balance Sheet			
	2020-21	2021-22#	2022-23*
Area Harvested	31,299	32,486	31,855
Yield	774	775	795
Opening Stock	98,234	86,217	86,159
Production	1,11,273	1,15,780	1,16,355
Imports	48,561	42,620	37,867
Exports	48,872	42,997	38,274
Domestic Consumption	1,23,118	1,15,900	1,09,631
Ending Stock	86,217	86,159	92,633

Source: USDA *Global projected 2022-23; #estimated 2021-22

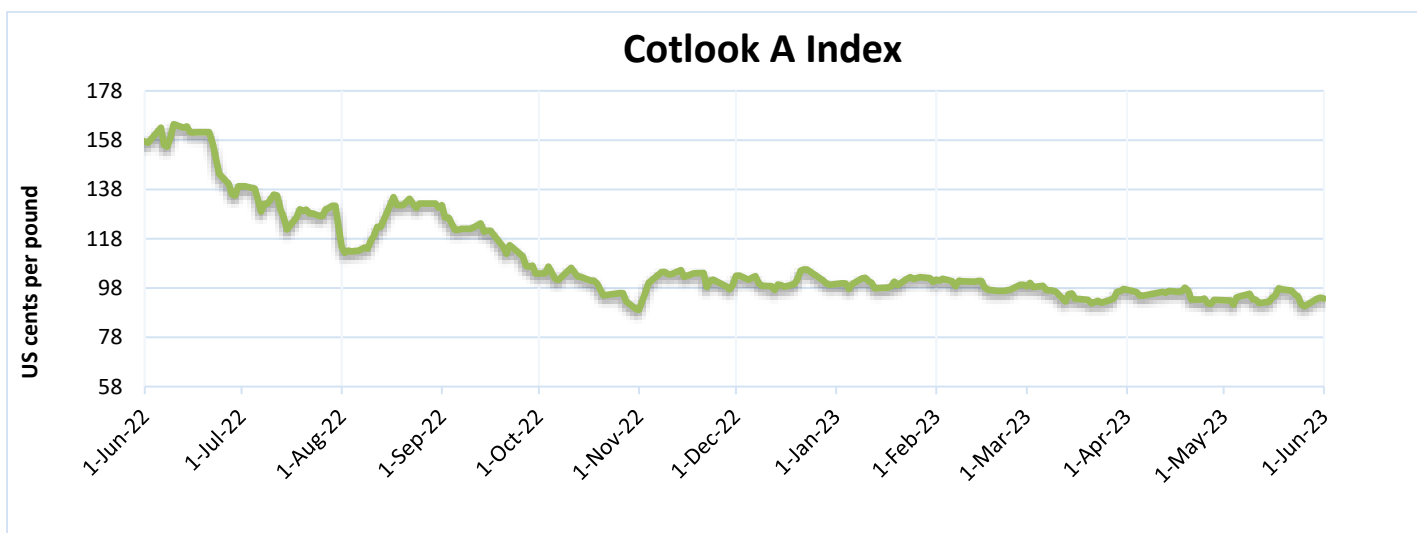
*Attribute Unit Description: Area in 1000 Ha; Yield of Cotton in Kg/Ha; Quantity of Cotton in 1000 480-lb Bales

Cotlook A Index

Cotlook A Index was slightly higher this week at 92.71 cents/lb lower by -2% as compared to the previous week.

Cotlook A Index	Weekly Average Price change as on		% Change
	01-Jun-23	25-May-23	
Prices	92.71	95.11	-2.52
Prices in US cents per Pound			

Source: Cotlook

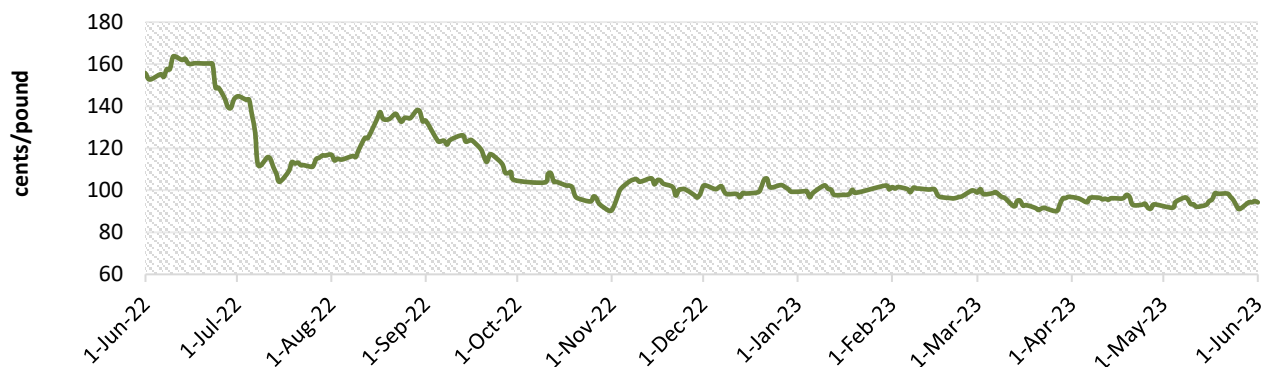


China Cotton Index and Foreign Cotton Index

Cotton Index	Weekly Average Price as on		% Change
	01-Jun-23	26-May-23	
FC (S)	95.51	96.60	-1.13
FC (M)	93.72	94.88	-1.22
FC (L)	92.71	93.86	-1.23
Prices in US cents per Pound			

Source: China Cotton Association

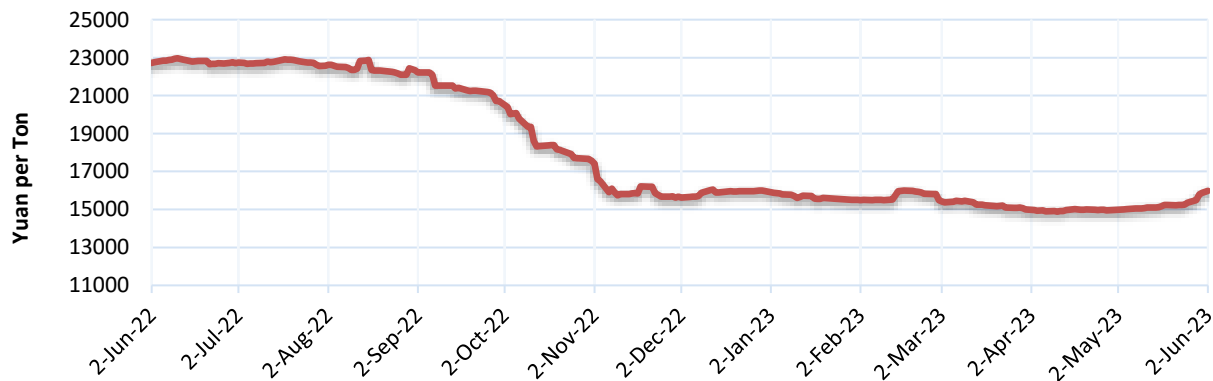
FC Index (M)



Cotton Index	Weekly Average Price as on		% Change
	02-Jun-23	26-May-23	
CCIndex(328)	16436.20	16570.40	-0.81
CCIndex(527)	15108.60	15224.00	-0.76
CCIndex(229)	16667.40	16815.40	-0.88
Prices in Yuan per ton			

Source: China Cotton Association

China Cotton Index(328)

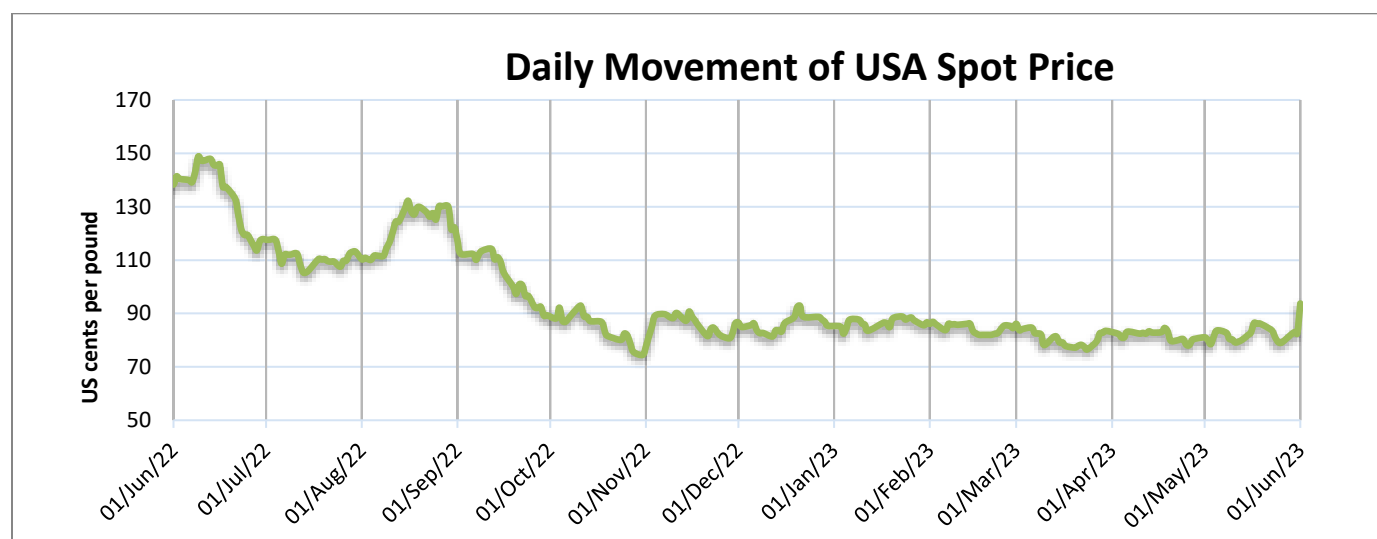


USA Spot Prices

U.S.A spot prices was at 83.49 cents per pound last week.

USA Spot Prices	Monthly Average Price as on		% Change
	01-Jun-23	25-May-23	
Prices	83.49	82.75	0.90
Prices in US cents per Pound			

Source: USDA

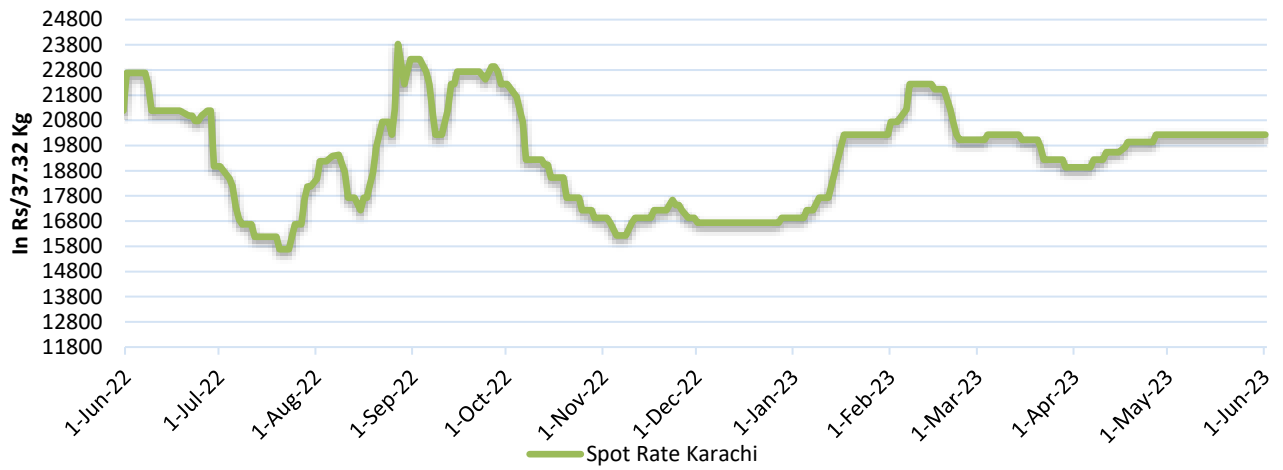


Pakistan Spot Prices

The Karachi spot price remained stable and were at Rs. 20235/q from the previous week.

Karachi Spot Prices	Weekly Average Price as on		% Change
	01-Jun-23	25-May-23	
Prices	20235	20235	-
Prices in Rs per 37.32 Kg			

Spot Rate Karachi



Commodity: Cotton seed oilcake
Exchange: MCX
Contract: June
Expiry: Jun 30, 2023

Cottonseed Oilcake

Technical Chart:



Technical Commentary:

- As evident from the chart, candlestick formation indicates sideways market condition during the last week.
- Both momentum indicator MACD and Oscillator RSI further pointing towards a weak market condition.
- We expect prices to correct in the coming week.

Intraday Supports & Resistances			S1	S2	PCP	R1	R2
Cottonseed oilcake	NCDEX	Jun	2501	2551	2617	2777	2792
Intraday Trade Call			Call	Entry	T1	T2	SL
Cottonseed oilcake	NCDEX	Jun	Sell	2627	2592	2567	2648

Technical Analysis of Cotton Future (Jul'23 Contract) at ICE



- The Jul'23 contract has moved up an intact during the last week.
- Total volume decreased & Open Interest slightly increased compared to the previous week.
- We expect cotton prices to trade sideways in the coming week.

Expected Price Range During Coming week

Expected Trend	Expected Trading Band
Range bound	86-88

Expected Support and Resistance

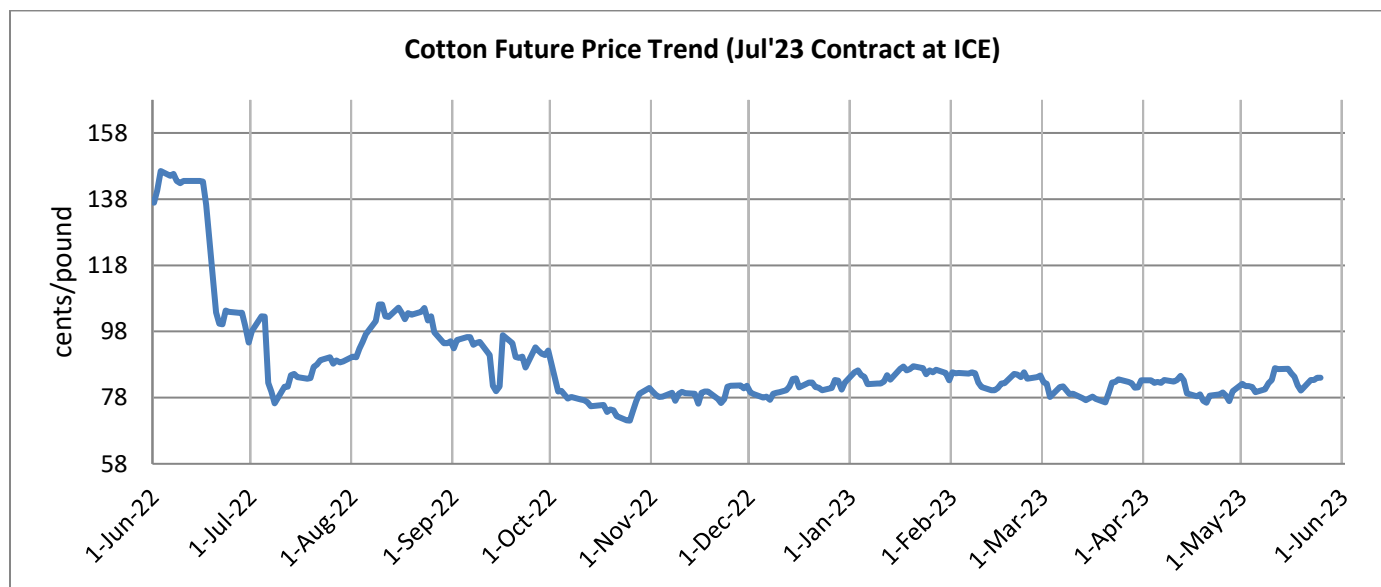
Support 1	Support 2	Resistance 1	Resistance 2
84.80	80.35	87.50	88.75

Figures in US cents/pound

Cotton Future Prices at ICE

Cotton Prices in Future Contract on ICE						Prices in cents/Lb	
Contract	31-May-23	01-May-23	02-Mar-22	02-Dec-22	31-May-22	% Change over a month	% Change over previous year
Jul-23	83.99	81.31	84.41	81.99	138.98	3.30	-39.57
Oct-23	80.91	81.96	84.20	81.71	130.08	-1.28	-37.80
Dec-23	80.21	81.21	83.75	79.43	122.45	-1.23	-34.50
Mar-24	80.22	81.13	82.85	83.20	118.17	-1.12	-32.11
May-24	80.32	79.54	83.71	82.56	114.96	0.98	-30.13

Future Price Trend (Active Contract):



Cotton Yarn

- As per the market sources, Cotton yarn prices across north India declined due to weak demand, with significant drops in Ludhiana and Delhi market. In Ludhiana market, prices have seen a decline of Rs. 2 per kg in cotton yarn prices, reflecting bearish market sentiment as buyers remained scarce. The 30-count cotton combed yarn was traded at Rs. 262-272 per kg; 20 and 25 count combed yarn were sold at Rs. 252-257 per kg and Rs.257-262 per kg respectively.

Cotton Domestic Weekly Price

Cotton Prices at Key Spot Markets:

Commodity	Kapas		Weekly Average Prices (Rs./Quintal)		Change
State	Centre	Variety	29th May'23 to 03rd June'23	22nd May'23 to 27th May'23	
Gujarat	Ahmedabad	Shankar-6	7575	7150	425
	Gondal	Shankar-6	7595	7292	303
	Rajkot	B.T. Cotton	7649	7324	325
	Patan	B.T. Cotton	7714	7298	416
	Kadi	B.T. Cotton	7250	7146	104
	Deesa	B.T. Cotton	995	1006	-11
	Dhrol	B.T. Cotton	7207	6948	259
Haryana	Bhiwani	B.T. Cotton	7183	7050	133
	Adampur	B.T. Cotton	7283	7105	178
	Fatehabad	B.T. Cotton	7042	6913	129
Rajasthan	Hanumangarh	B.T. Cotton	7100	7167	-67
	Rawatsar	B.T. Cotton	7188	7010	178
Madhya Pradesh	Khandwa	Mech-1	7300	7200	100
	Khargaon	Mech-1	7290	7055	235
Maharashtra	Amravati	Mech-1	7320	-	-
	Jamner	Medium Staple	7175	-	-
Telangana	Adilabad	Un-Ginned	6853	6646	207
Andhra Pradesh	Adoni	Un-Ginned	7160.6	6936.5	224
Karnataka	Bijapur	Bunny	7669	7526	143
	Raichur	H-44 Cotton	7320	7140	180
Commodity	Lint		Prices (Rs./Maund of 37.32kg each)		Change
State	Centre	Variety	29th May'23 to 03rd June'23	22nd May'23 to 27th May'23	
Punjab	Bhatinda	J-34	5875	5817	58
	Abohar	J-34	5908	5804	104
Haryana	Sirsa	J-34	5725	5692	33
Rajasthan	Sri-Ganganagar	J-34	5625	5605	20

Cotton Arrivals in Key Centers:

Commodity	Kapas		Weekly Sum Arrivals (Quintal)		Change
State	Centre	Variety	29th May'23 to 03rd June'23	22nd May'23 to 27th May'23	
Gujarat	Ahmedabad	Shankar-6	45900	52417	-6517
	Gondal	Shankar-6	6979	6850	129
	Rajkot	B.T. Cotton	1550	1540	10
	Patan	B.T. Cotton	1033	2305	-1271
	Kadi	B.T. Cotton	15833	15333	500
	Dhrol	B.T. Cotton	50	60	-10
Haryana	Bhiwani	B.T. Cotton	308	340	-32
	Adampur	B.T. Cotton	442	425	17
	Fatehabad	B.T. Cotton	30	30	Unch
Rajasthan	Hanumangarh	B.T. Cotton	500	667	-167
	Rawatsar	B.T. Cotton	500	667	-167
Madhya Pradesh	Khandwa	Mech-1	1500	1438	63
	Khargaon	Mech-1	2967	5650	-2683
Telangana	Adilabad	Un-Ginned	3674	16541	-12867
Andhra Pradesh	Adoni	Un-Ginned	441	1423	-982
Karnataka	Bijapur	Bunny	1198	2023	-825
	Raichur	H-44 Cotton	9	10	-1
Commodity	Lint		Weekly Sum Arrivals (Quintal)		Change
State	Centre	Variety	29th May'23 to 03rd June'23	22nd May'23 to 27th May'23	
Punjab	Bhatinda	J-34	-	-	-
	Abohar	J-34	56	111	-54
Haryana	Sirsa	J-34	57	272	-215

Week on Week Price: Scenario of Cotton:

Commodity	Kapas		Today	Week Ago	Month Ago	Year Ago
State	Centre	Variety	2-Jun-23	26-May-23	3-May-23	2-Jun-22
Gujarat	Ahmedabad	Shankar-6	7625	7050	8150	12500
	Gondal	Shankar-6	7580	7180	8055	13155
	Rajkot	B.T. Cotton	7730	7000	8150	13450

	Patan	B.T. Cotton	7815	7250	8105	0
	Kadi	B.T. Cotton	7250	7000	8000	0
	Deesa	B.T. Cotton	950	1060	1311	1890
	Dhrol	B.T. Cotton	7150	6760	7840	12625
Haryana	Bhiwani	B.T. Cotton	7250	7000	7900	0
	Bhiwani	Desi	NA	0	0	0
	Adampur	B.T. Cotton	7300	7000	7950	11800
	Fatehabad	B.T. Cotton	7000	6800	7575	-
Rajasthan	Hanumangarh	B.T. Cotton	7100	7100	7500	-
	Rawatsar	B.T. Cotton	7250	6950	7811	-
Madhya Pradesh	Khandwa	Mech-1	NA	7200	7880	-
	Khargaon	Mech-1	7330	7000	7700	-
Maharashtra	Amravati	Mech-1	7300	-	7700	13100
	Jamner	Medium Staple	NA	-	0	12500
Telangana	Adilabad	Un-Ginned	6830	6530	7220	0
Andhra Pradesh	Adoni	Un-Ginned	NA	6681	7599	12977
Karnataka	Bijapur	Bunny	7729	7340	8300	12163
	Raichur	H-44 Cotton	7500	6900	7950	13300
Commodity	Lint		Today	Week Ago	Month Ago	Year Ago
State	Centre	Variety	2-Jun-23	26-May-23	3-May-23	2-Jun-22
Punjab	Bhatinda	J-34	5950	5700	6225	10200
	Abohar	J-34	5950	5700	6225	10200
Haryana	Sirsa	J-34	5750	5625	6225	9200
Rajasthan	Sri-Ganganagar	J-34	5640	5546	6063	0

Cotton Arrivals in Key Centers:

Commodity	Kapas		Arrivals (Quintal)	Arrivals (Quintal)	Arrivals (Quintal)	Arrivals (Quintal)
State	Centre	Variety	2-Jun-23	26-May-23	3-May-23	2-Jun-22
Gujarat	Ahmedabad	Shankar-6	42500	51000	47600	6800
	Gondal	Shankar-6	7000	6900	7700	10500
	Rajkot	B.T. Cotton	1150	0	1200	900
	Patan	B.T. Cotton	1620	1690	1935	0
	Kadi	B.T. Cotton	15000	15000	20000	0
	Dhrol	B.T. Cotton	41	40	43.5	2

Haryana	Bhiwani	B.T. Cotton	400	300	600	0
	Adampur	B.T. Cotton	340	510	510	340
	Fatehabad	B.T. Cotton	25	25	50	0
Rajasthan	Hanumangarh	B.T. Cotton	500	0	500	0
	Rawatsar	B.T. Cotton	500	0	500	0
Madhya Pradesh	Khandwa	Mech-1	NA	1500	0	0
	Khargaon	Mech-1	1800	4500	0	0
Maharashtra	Amravati	Mech-1	NA	0	16000	11000
	Jamner	Medium Staple	NA	0	0	29
Telangana	Adilabad	Un-Ginned	1895.5	17894.5	6631	0
Andhra Pradesh	Adoni	Un-Ginned	NA	1074	2244	312
Karnataka	Bijapur	Bunny	1145	2132	1345	358
	Raichur	H-44 Cotton	8	11	9	6
Commodity	Lint		Arrivals (Quintal)	Arrivals (Quintal)	Arrivals (Quintal)	Arrivals (Quintal)
State	Centre	Variety	2-Jun-23	26-May-23	3-May-23	2-Jun-22
Punjab	Bhatinda	J-34	NA	0	0	0
	Abohar	J-34	17	51	170	0
Haryana	Sirsa	J-34	34	85	170	85

Cotton Association of India Spot Rates:

Trade Name	Staple	Micronaire	Strength/ GPT	Weekly Average Prices		+/- Change
				29th May'23 to 03rd June'23	22nd May'23 to 27th May'23	
Bengal Deshi (RG)/Assam Comilla (101)	Below 22mm	5.0 - 7.0	15	64340	63000	1340
Bengal Deshi (SG)(201)	Below 22mm	5.0 - 7.0	15	64840	63500	1340
J-34(202)	26mm	3.5 - 4.9	23	54780	54280	500
H-4/ MECH-1(105)	28mm	3.5 - 4.9	27	56180	55060	1120
Shankar-6(105)	29mm	3.5 - 4.9	28	57920	56880	1040
Bunny/ Brahma(105)	31mm	3.5 - 4.9	30	59380	58260	1120
DCH-32(107)	34mm	3.0 - 3.8	33	72400	72540	-140

Cottonseed and oilcake Prices:

Cotton Seed & Oil Cake Weekly

Cotton Seed Oil Cake Prices		Weekly Average Prices (Rs./Quintal)		Change
State	Market	29th May'23 to 03rd Jun'23	22nd May'23 to 27th May'23	
Punjab	Bhatinda (Pakki)	3400	3310	90
Punjab	Ludiana	3750	3712	38
Haryana	Sirsa	3092	3055	37
Haryana	Hisar	3083	3075	8
Rajasthan	Hanumangarh	2983	2975	8
Rajasthan	Vijaynagar	3025	3025	Unch
Madhya Pradesh	Indore	3066	2973	93
Madhya Pradesh	Khargone	2995	2914	81
Maharastra	Wani	3145	3039	106
Maharastra	Malkapur	3020	2948	73
Telegana	Warangal	2848	2787	62
Telegana	Adilabad	2780	2800	-20
Karnatka	Dharwad	2833	2850	-17
Karnatka	Hubli	3050	3050	Unch
Gujarat	Dhasa ,Damnagar,Babra Good Qlty	2853	2725	128

Cotton Seed Prices		Weekly Average Prices (Rs./Quintal)		Change
State	Market	29th May'23 to 03rd Jun'23	22nd May'23 to 27th May'23	
Punjab	Mansa	3250	3252	-2
Punjab	Bhatinda	3300	3218	82
Haryana	Adampur	3338	3330	8
Haryana	Charkhi Dadari	3238	3230	8
Rajasthan	Hanumangarh	3383	3375	8
Rajasthan	Bikaner	3433	3408	25
Madhya Pradesh	Sendhwa	2908	2746	163
Madhya Pradesh	Barwaha	2908	2758	150
Maharastra	Malkapur	2950	2858	92
Maharastra	Akot	3100	3017	83
Telegana	Madnoor	3008	2867	142
Telegana	Jangaon	2975	2879	96
Karnatka	Bijapur	2900	2767	133
Karnatka	Hubli	2900	2767	133

Gujarat	Mahuva,Rajula,S.Kundla,UNA	2821	2704	117
Gujarat	Kadi	2892	2754	138

Disclaimer

The information and opinions contained in the document have been compiled from sources believed to be reliable. The company does not warrant its accuracy, completeness and correctness. Use of data and information contained in this report is at your own risk. This document is not, and should not be construed as, an offer to sell or solicitation to buy any commodities. This document may not be reproduced, distributed or published, in whole or in part, by any recipient hereof for any purpose without prior permission from the Company. IASL and its affiliates and/or their officers, directors and employees may have positions in any commodities mentioned in this document (or in any related investment) and may from time to time add to or dispose of any such commodities (or investment). Please see the detailed disclaimer at © 2023 Indian Agribusiness Systems Ltd.