

Contents:

- ❖ **Summary**
- ❖ **Trend – Raw Material, Feed**
- ❖ **Outlook**
- ❖ **Annexure– Prices**

Summary

Agriwatch expects that Maize would trade steady to range-bound, as expectation of an increase in new crop arrivals containing high moisture percentage in coming week would weigh on market sentiments. On the other hand, if demand from local millers and cattle feed makers continues, it would support the market at the lower level.

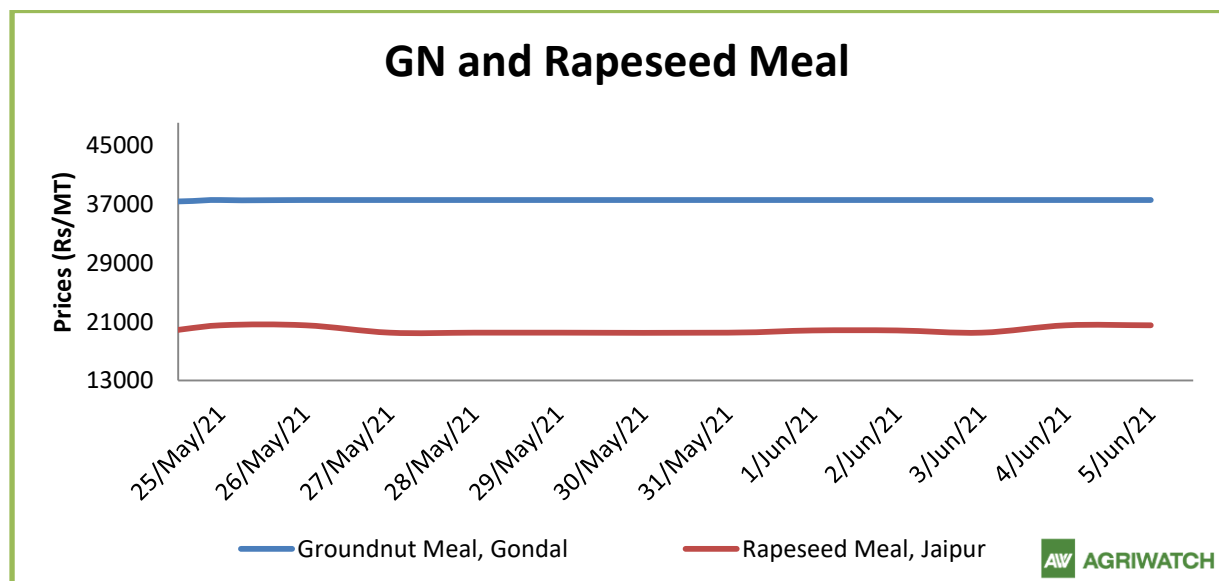
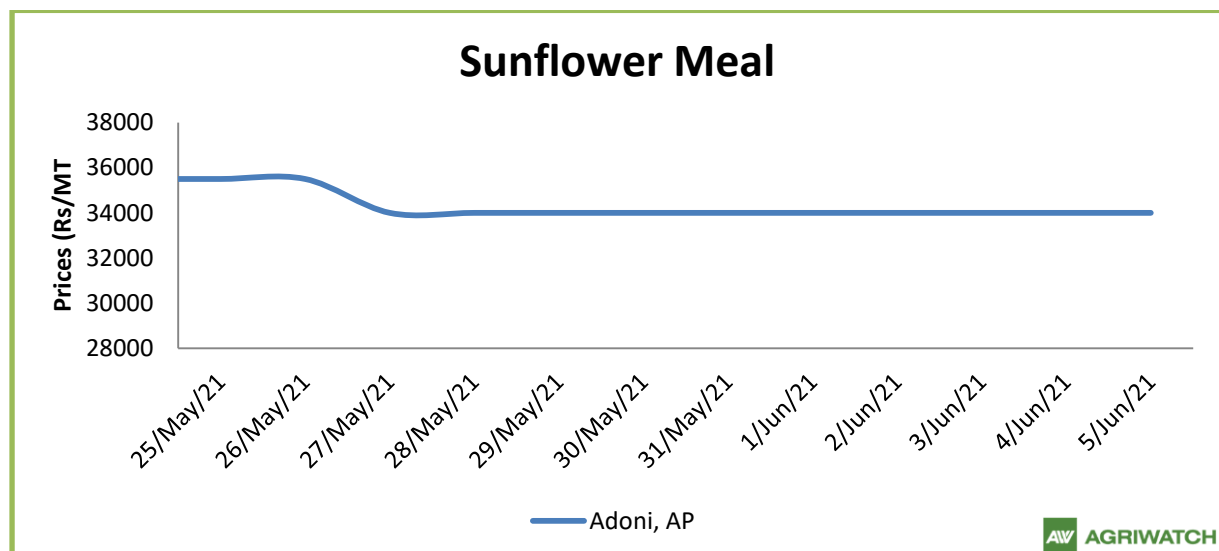
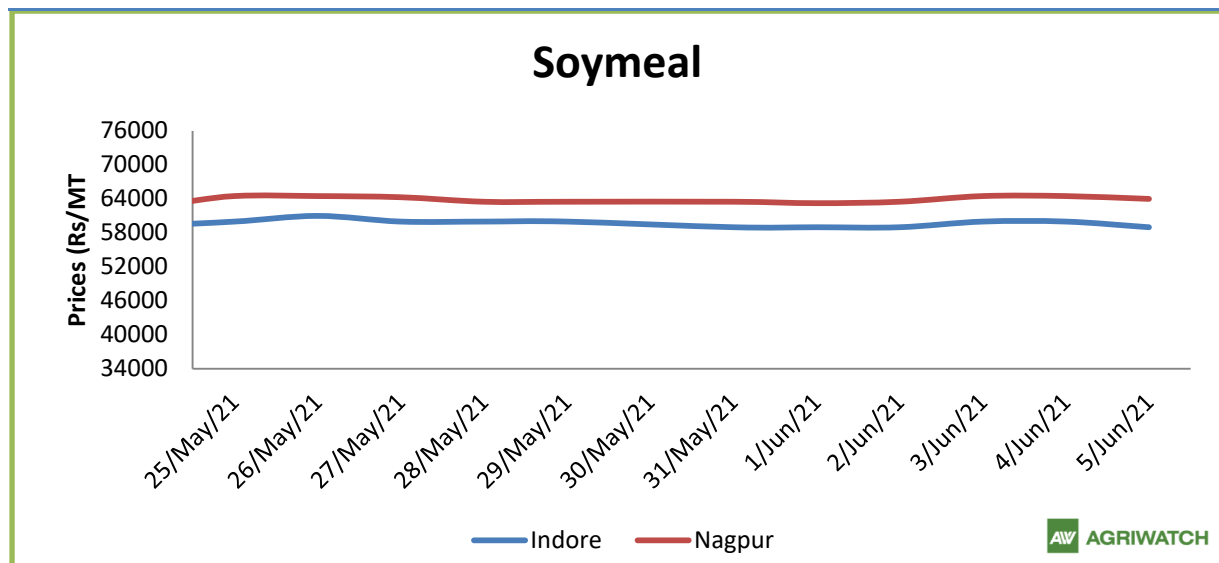
Sources revealed that around 60% crop has been harvested in Bihar. Maize arrivals in Bihar markets contain 15-20% moisture due to rainfall in previous week. In Karnataka and Telangana Maize crop arrivals are small in quantity. According to sources 2, 22, 063 MT Maize has been procured in Andhra Pradesh valued Rs. 410.82 Crore.

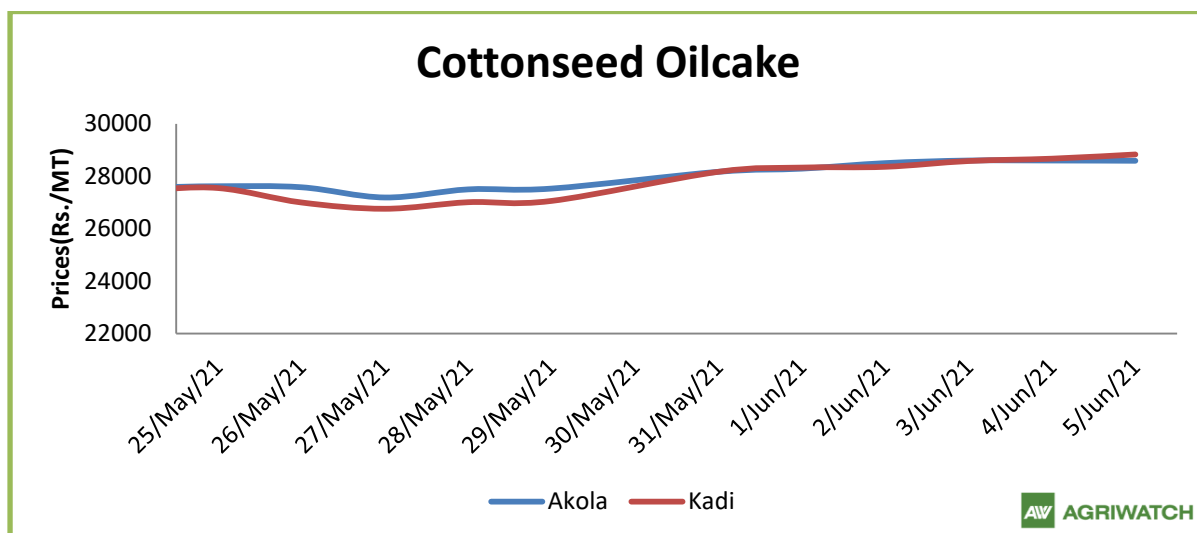
The major market of New Delhi for cottonseed oil was closed due to lockdown restrictions. The cottonseed oil prices have decreased from the previous week by 2- 3 percent in Hyderabad and Mumbai market and the cottonseed oilcake prices have also decreased by around 1 percent. The average price of cottonseed oilcake in the Kadi market was Rs. 2748 per quintal from Rs. 2758 per quintal, whereas, in Akola prices have increased slightly and were at Rs. 2787 per quintal from Rs. 2760 per quintal the previous week.

Soybean declined amid heavy supplies after ease of lock down restrictions. The soybean prices will feature range-bound movement with firm bias on rise in crushing demand for seed. Bullish sentiments in international soybean markets will also lend a support. The prices (Nagpur, Plant basis) are expected to feature range bound movement in the price band of 7,150 – 7,400 level. Soymeal prices are expected to rise on improved offtake from the poultry and feed manufacturers, also strong soymeal export sales and bullish sentiments in overseas markets will support prices. The soymeal exports continued to be strong since the commencement of marketing season. Soy meal, Indore is expected to be in the range of 60,000 – 62,500 MT levels during the week.

Rapeseed-mustard is expected to feature range-bound movement on firm-bias on good in demand at the higher prices. The seed prices are likely to witness the price levels between 7,250 –7,600/Qtl; levels during the week.

Trend – Raw Material, Fee





Source: AgriWatch

Soy meal

The domestic soymeal fell in tandem with the soybean as the meal buyers refrained to offtake at the price which were too high after they jumped in recent weeks. The domestic soymeal declined by -0.95% compared to the previous week. The soymeal along with other oilmeal exports continued remain strong in June 2021, as in the recent months.

In this regard, the solvent Extractors' Association of India has already urged SEBI for the intervention on NCDEX soy futures to maintain orderly development in soybean contract. The association believes that the market is widely dominated by the speculators and it's heading upwards everyday.

In the letter to SEBI on Friday, Atul Chaturvedi, President of SEA of India, said both soy crushing and poultry industry is negatively hit in the process. July soymeal futures settled \$ 4.60 higher at \$ 3.90 per short ton, on Friday. The prices are up amid china's good demand.

World 2021/22 soymeal production is estimated higher at 260.31 million tonnes vs 253.12 million tonnes against last year record, in its May report.

Higher 2021/22 US soybean planting estimates in the prospective planting report on May 17 indicates higher availability of the bean and subsequently meal if the crop yield stands at normal.

Robust Chinese soy demand, lower than expected soybean production estimates in US and Argentina will remain bullish for soymeal for some more time. The gains in local soymeal will be supported by the strong and continued overseas soymeal demand of Indian origin.

India's Apr 2021 soymeal exports increased by 53% to 39,705 metric tonnes compared to 25,940 metric tonnes in the same period last year. Further, the soymeal shipments improved by +126% to 15,64,833 metric tonnes in aggregate, during the last ten months (Apr.-Mar.) of financial year 2020-21 compared to 69,2833 metric tonnes during the corresponding period last year.

India's export of oilmeals for the month of April 2021 is reported at 303,458 metric tonnes compared to 102,150 metric tonnes in April 2020 i.e. up by +197%.

The overall export of oilmeals during April to March 2021 is also reported up by +51% at 36,80084 metric tonnes compared to 24,33617 metric tonnes during the same period last year.

Of the total soymeal exports of 3,21,435 metric tonnes in March 2021, Germany, Vietnam and South Korea remained top buyers with imports figures touching 73,700 metric tonnes, 66,044 metric tonnes and 44,240 tonnes respectively.

Rapeseed - Mustard Seed

Rapeseed-mustard witnessed mild gains as domestic demand increased after ease of lock down restrictions at various trading centers. Firmness in mustard oil is also supporting prices to rise.

In Jaipur, Rapeseed Mustard traded 1% higher Rs.7295/Qtl this week as compared to Rs 7254 last week.

The crushing of the seed is at the good pace on higher mustard oil demand.

NAFED had commenced procuring the rapeseed-mustard and has procured 0.03 MT of rapeseed-mustard valued Rs 0.014 Lakh from Madhya Pradesh at MSP (Rs 4650/qtl) under PSS. However, the procurement couldn't pick-up the pace due to COVID lockdown restrictions.

AW has revised India's 2021/22 rapeseed-mustard production up to 8.54 million tonnes from 8.0 million tonnes estimated in its previous forecast and it is up 18% from 7.21 million tonnes estimated last season. The Government estimation of mustard crop is high at 10.4 MT. The COOIT has estimated mustard production at 8.90 MT.

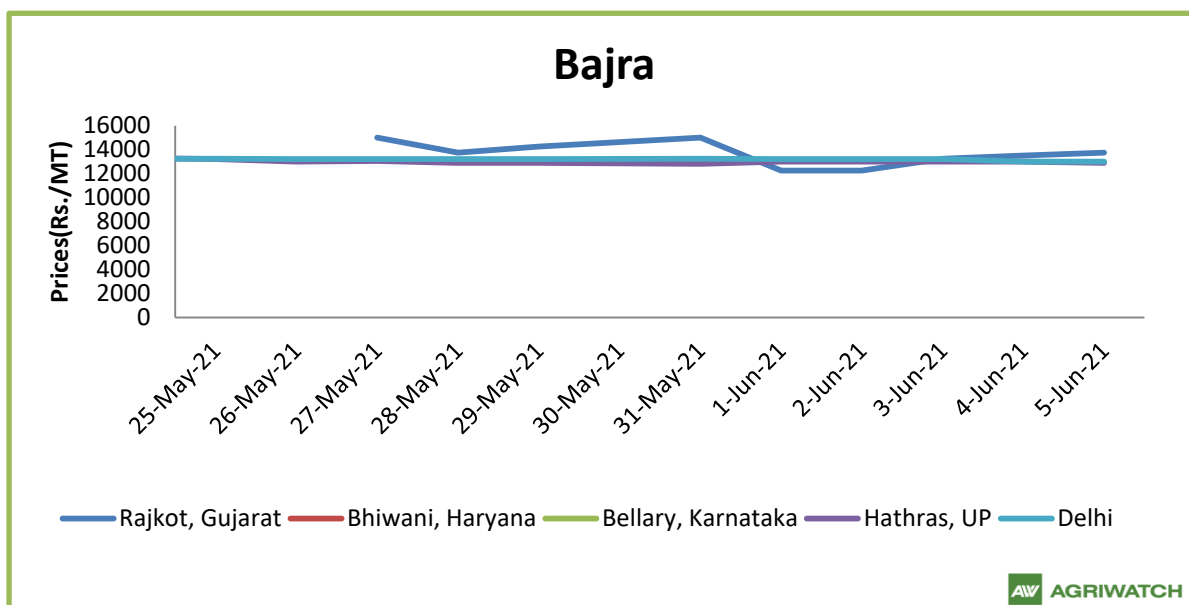
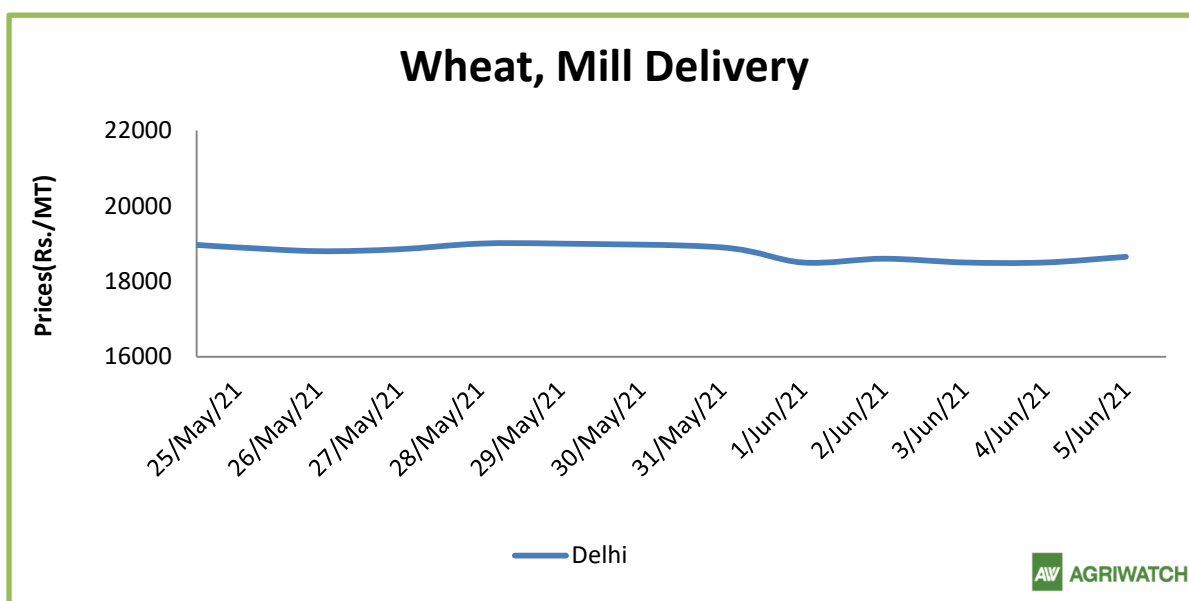
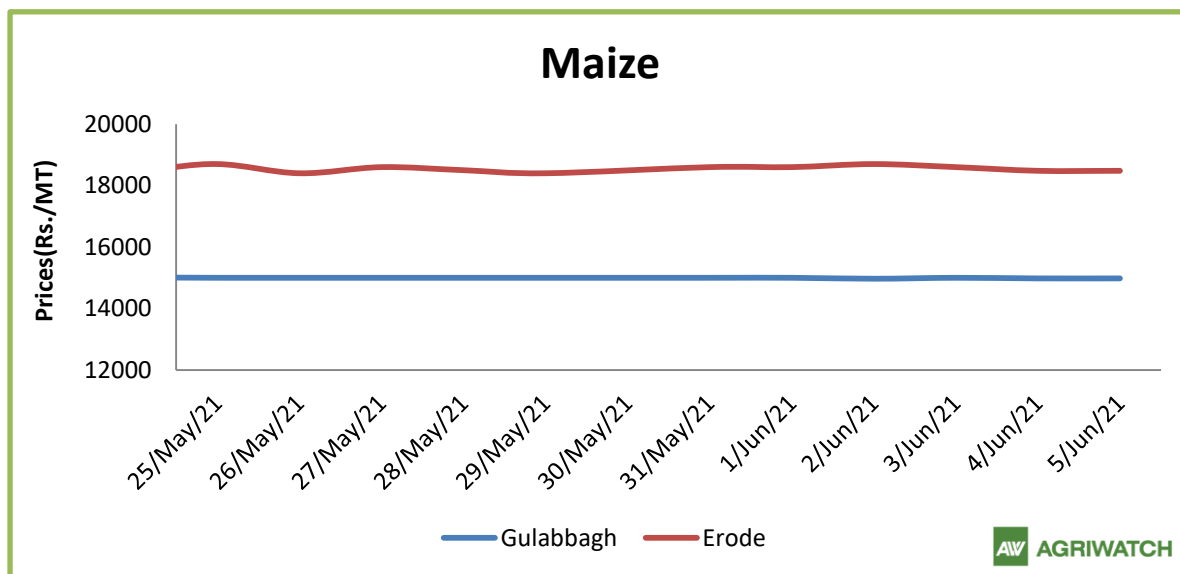
Rapeseed oilcake traded higher Rs. 2779/ Qtl as compared to Rs 2770 last week supported by good meal demand in global markets.

India has not imported any rape oil (canola) in March too as in last several months. India is unlikely to import the rape oil in coming months too. Lower imports in rape oil (canola) will lend support to the local rapeseed-mustard prices at the higher levels.

However, India's exports for rapeseed meal during April-March 2021 was up +16% at 11,13,021 metric tonnes compared to 96,1312 metric tonnes during the same period previous marketing season.

The export of rapeseed meal in March'21 is reported at 84,276 metric tonnes against last year 89,235 metric tonnes during the same period i.e. down by -6%.

At NCDEX futures, the June contract of rapeseed-mustard ended higher at 7,012/Qtl compared to 7,046/Qtl in last week.



Source: Agriwatch (Prices: Maize-Industrial/Feed Grade: Narela Market)

During the week under review, almost steady sentiments were reported in most of the major cash markets of Maize.

Sources revealed that Maize in villages nearby Nizamabad is being traded between Rs. 1500-1550 per quintal. Maize sourced from Bihar is moving towards Punjab in the range of Rs. 1,700 -1750 per quintal. Maize (loose) in Bihar markets is being traded at Rs. 1,425 per quintal and Maize (bilty) in Bihar markets is being traded at Rs. 1,450 per quintal. Banaras cattle feed makers are buying Maize at Rs.1,600-1,650 per quintal; sourced from Bihar. Jamanagar, Gujarat millers plans on buying Maize sourced from Bihar, which is on a halt since Monday due to heavy rains during past week.

Corn on CBOT rose by 10.25 USD/MT 268.79 USD/MT for July'21 contract compared to previous week over the weather related concerns in U.S and Brazil. Agriwatch expects that Corn on CBOT would consolidate in the range of 240.89 USD/MT to 290.26 USD/MT for coming week. U.S. Maize exports have reached 49.13 MMT in the 2020-21 marketing year, at 1.84 MMT (for the period May14 – May20, 2021). U.S. Maize exports were down by 17 percent from the previous week and 6 percent from the prior 4-week average; mainly for the destinations like China (847,000MT), Mexico (379,000MT), Japan (200,000MT), Colombia (200,700 MT), and South Korea (61,500 MT).

Outlook: Feed prices will feature range-bound movement with a firm bias on improved demand from the poultry and feed manufacturers.

Annexure
Oil Meal Prices at Key Spot Markets:
Soy DOC Rates at Different Centers

Centers	Ex-factory rates (Rs/ton)		
	03-Jun-21	27-May-21	Parity To
Indore - 45%, Jute Bag	60000	60000	Gujarat, MP
Kota - 45%, PP Bag	62000	62200	Rajasthan, Del, Punjab, Haryana
Dhulia/Jalna - 45%, PP Bag	65000	65000	Mumbai, Maharashtra
Nagpur - 45%, PP Bag	64500	64300	Chattisgarh, Orissa, Bihar, Bangladesh, AP, Kar, TN
Nanded	64000	64000	Andhra, AP, Kar, TN
Latur	63500	65000	-
Sangli	63000	64500	Local and South
Solapur	61600	61700	Local and South
Akola – 45%, PP Bag	62000	61500	Andhra, Chattisgarh, Orissa, Jharkhand, WB
Hingoli	63500	63500	Andhra, Chattisgarh, Orissa, Jharkhand, WB
Bundi	61800	62000	-

Soy DOC at Port

Centers	Port Price		
	2-Jun-21	26-May-21	Change
Kandla (FOR) (INR/MT)	NR	NR	-
Kandla (FAS) (USD/MT)	NR	NR	-
CNF Indonesia – Yellow SBM (USD/MT)	NR	NR	-

International Soy DOC			
Argentina FOB USD/MT	2-Jun-21	26-May-21	Change
Soybean Pellets	417	410	7
Soybean Cake Flour	417	410	7
Soya Meal	-	-	-
Soy Expellers	-	-	-
Sunflower (DOC) Rates			
Ex-factory rates (Rs/ton)			
Centers	3-Jun-21	27-May-21	Change
Adoni	34000	34000	Unch
Khamgaon	-	-	-
Parli	-	-	-
Latur	33500	33500	Unch

Groundnut Meal (Rs/MT)	3-Jun-21	27-May-21	Change
Basis 45%, Saurashtra	40000	40000	Unch
Basis 40%, Saurashtra	37500	37500	Unch
GN Cake, Gondal	41000	41000	Unch

Mustard DOC/Meal	3-Jun-21	27-May-21	Change
Jaipur (Plant delivery)	19500	19500	Unch
Kandla (FOR Rs/MT)	21000	20000	1000

Maize Spot Market Prices (Rs. /Quintal)

Market	Grade	5-Jun-21	29-May-21	5-May-21	5-Jun-20	6-Jun-19
Delhi	Hybrid	1650	1630	Closed	1360	1900
Davangere	Loose	1610	1670	Closed	1300	NA
Nizamabad	Bilty	Closed	Closed	Closed	1500	NA
Ahmedabad	Feed	1850	1825	Closed	1400	2060
	Starch	1850	1800	Closed	1450	2000

FOB, C&F – Maize at Various Destinations (USD/ton)

As on 05.06.2021	Argentina	Brazil	US	India
FOB	248.00	264.00	264.00	249.49
Cost and Freight	298.00	315.00	324.00	284.49

Soy Meal Exports (In MT):

Month	2016	2017	2018	2019	2020	2021
Jan	7707	155160	105678	86378	41726	283167
Feb	1127	207977	73816	132375	20309	247085(p)
Mar	430.1	107059	39209	193920	61499	146379(p)
Apr	12295	124374	68264	40829	25940	
May	10400	48900	76026	53272	46614	
Jun	17930	45975	104088	62524	56638	
Jul	12270	80797	63747	76558	61957	
Aug	10615	87668	59643	95450	58190	
Sep	12210	102212	45388	35268	68576	
Oct	31390	71425	150388	63800	120290	
Nov	97750	207630	186409	69415	198776	
Dec	241250	168865	170588	72233	251221	
Total	455374.1	1408042	1143244	982022	1011736	1564833

Feed Ingredient Prices at a Glance						
Commodity	State	Variety	Centre	05-June-21	28-May-21	Change
Bajra	Karnataka	Hybrid	Bellary	NA	NA	-
		Hybrid	Bangalore	1950	NA	-
Jowar	Karnataka	White	Bangalore	2650	2650	Unch
		White	Bellary	NA	3200	-
Maize	Karnataka	Yellow	Davangere	NA	1440	-
	Telangana	Yellow	Nizamabad	1600	NA	-
Rice	Haryana	IR8	Karnal	3000	3000	Unch
		Parmal Raw	Karnal	2450	2450	Unch
Soy meal	Madhya Pradesh	DOC	Indore	5900	6000	-100
	Maharashtra	DOC	Sangli	6300	6450	-150
Sunflower Meal	Andhra Pradesh	Ex-factory	Adoni	3400	3400	Unch
Mustard	Rajasthan	Plant delivery	Jaipur	2050	1950	100
Groundnut Meal	Gujarat	GN Cake	Gondal	4100	4100	Unch
Cottonseed Oil Cake	Gujarat	Ex- Mandi	Kadi	2859	2701	158
Cottonseed Oil Cake	Maharashtra	Ex- Mandi	Akola	2883	2750	133
Note: Prices Rs./Qtl						

Disclaimer

The information and opinions contained in the document have been compiled from sources believed to be reliable. The company does not warrant its accuracy, completeness and correctness. Use of data and information contained in this report is at your own risk. This document is not, and should not be construed as, an offer to sell or solicitation to buy any commodities. This document may not be reproduced, distributed or published, in whole or in part, by any recipient hereof for any purpose without prior permission from the Company. IASL and its affiliates and/or their officers, directors and employees may have positions in any commodities mentioned in this document (or in any related investment) and may from time to time add to or dispose of any such commodities (or investment). Please see the detailed disclaimer at <http://www.agriwatch.com/disclaimer.php> © 2021 Indian Agribusiness Systems Ltd.