

Contents:

- ❖ **Summary**
- ❖ **Trend – Raw Material, Feed**
- ❖ **Outlook**
- ❖ **Annexure– Prices**

Summary

Agriwatch expects that maize would trade in the range bound zone with a steady bias for coming near term. Also, continuous ongoing buying in markets along with reduced or no arrivals accompanied with no near future arrivals of any new maize crop in coming month will provide support to maize market. Current ongoing demand from poultry and cattle feed industry will also support the maize market.

Sources revealed that good quality maize is being traded in Bihar between Rs. 1,850 per quintal. Maize sourced from West Bengal is being exported to Bangladesh at Rs.1,800 per quintal. Whereas, maize is being supplied to Siliguri and Kolkata for poultry purpose at the rate of Rs. 1900-Rs.1950 per quintal sourced from Dalkhola.

The cotton seed oilcake prices are expected to rise to Rs. 800 - Rs. 1000 per quintal in the coming month of September 2021. The demand is expected to rise with the coming of the new season, currently there is no stock available in the country, although a small amount of stock is available with Maharashtra and Gujarat but it is expected to get finish by 18th August 2021. The cottonseed oilcake prices have slightly increased from the previous week. The average price of cottonseed oilcake in the Kadi market was Rs. 3055 per quintal from Rs. 3038 per quintal and in Akola was at Rs. 3070 per quintal from Rs. 3049 per quintal the previous week.

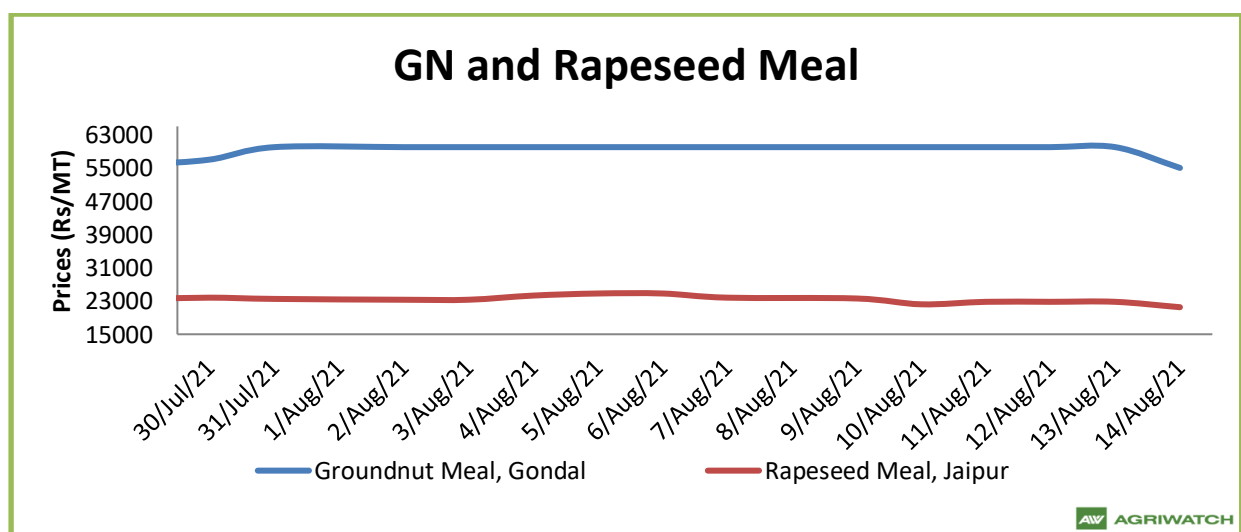
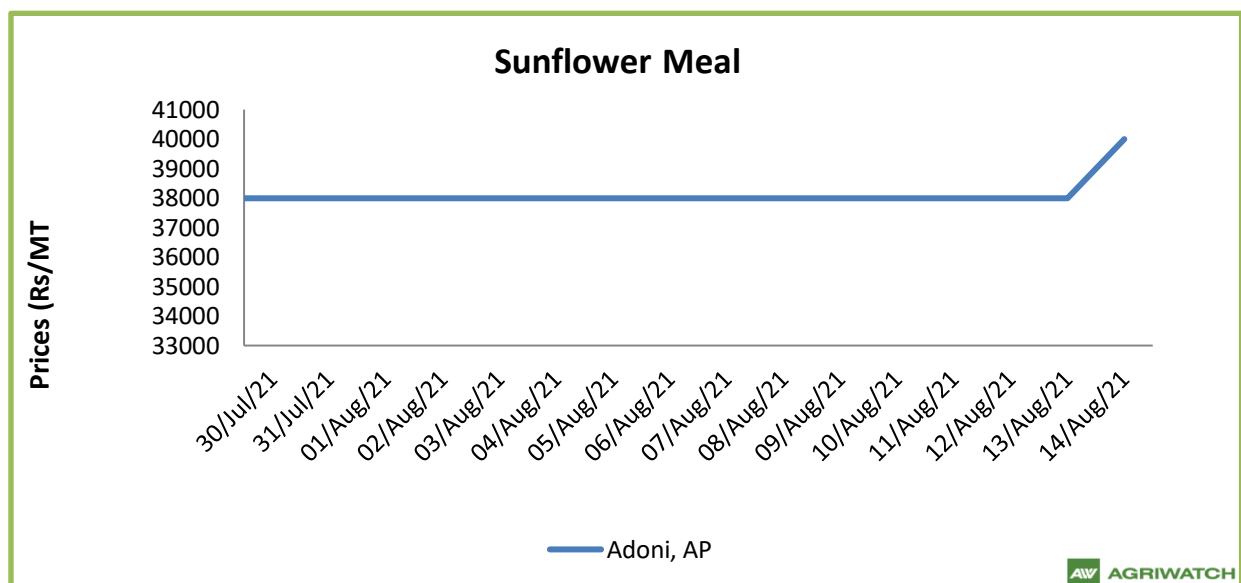
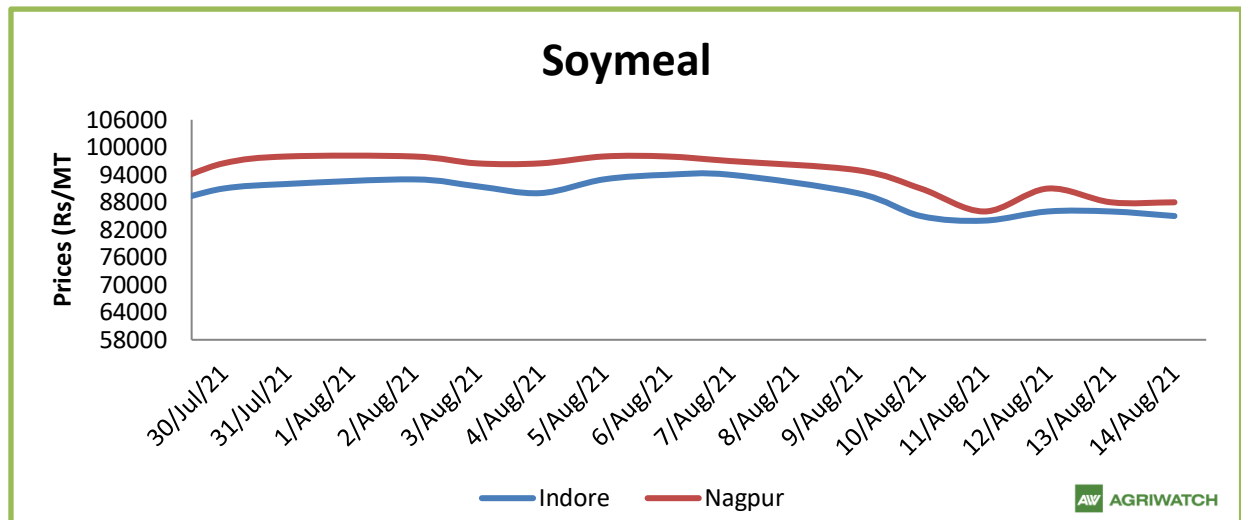
During the week of Aug 9 to 15, 2021, the weekly average price in India increased by 1.07 percent to Rs. 2015.27 per quintal against Rs. 1993.75 per quintal in the previous week. Wheat average prices also increased by 1.21 percent from Rs. 1991.08 per quintal in last year during the same period of time. Prices are increasing due to less supplies ahead of improved demand in export markets. The government's procurement are completed in India now and the imposition of the PMGKAY program until November 2021 may curb any major rise in wheat markets in the near future.

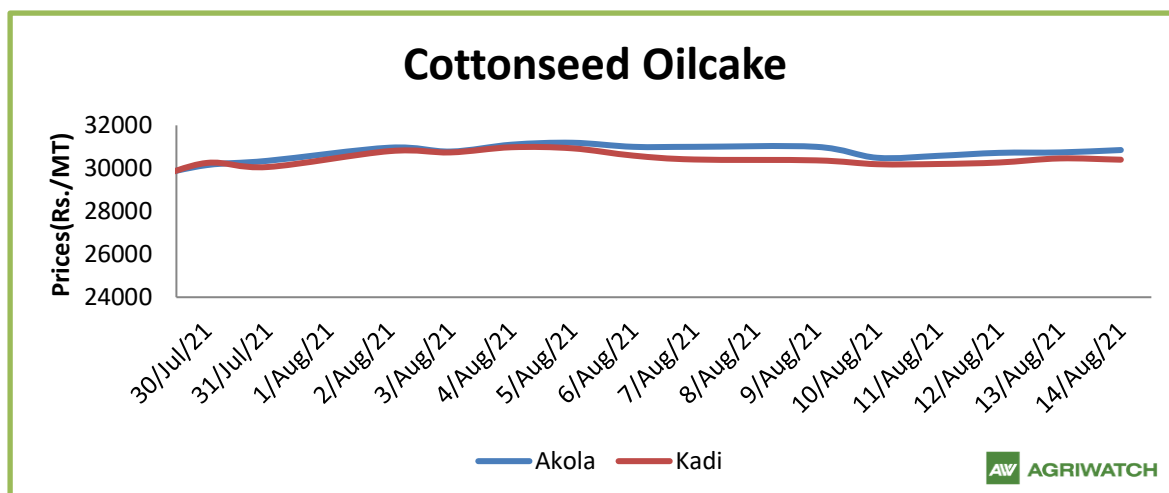
Wheat procurement for the Rabi marketing season 2021-22 is completed now in India's various states. Wheat was procured in excess of 433.32 LMT, a record high compared to 387.4 LMT in previous seasons. The current RMS procurement operations have already benefited over 49.16 lakh farmers. This season's procurement volume is also bigger than the previous four years record. According to FCI, there were approx. 19,036 wheat procurement centers during the Rabi marketing season of 2021-22.

The soymeal prices is expected to correct as government all set to allow import of soymeal. However strength in soybean and other oilseed complex may draw support to soymeal as well, The soy meal prices (Indore) are likely to feature range-bound movement between Rs. 75,000 – 90,000 /MT.

Arrival of mustard seed in mandis has declined at all places in the country which may support the prices, there is huge shortage of mustard seed to crushers. However, Rapeseed-mustard is expected to feature firm tone in near term due to domestic and international factors. The seed prices are likely to witness the price levels between 7,500 – 8,200/Qtl. in short-run.

Trend – Raw Material, Feed





Source: AgriWatch

Soy meal

The domestic weekly average soymeal prices at Indore was 3.33% down to Rs 88,833/MT compared to the weekly average of Rs 91,750 /MT previous week. Soymeal prices continued to correct amid soymeal import talk by the government.

World 2021/22 soymeal production is estimated higher at 258.68 million tonnes vs 250.59million tonnes against last year record, in USDA Aug report. India's June 2021 soymeal exports declined by 54% to 25,918 metric tonnes compared to 56,938 metric tonnes in the same period last year. Further, the soymeal shipments too declined by 9% to 118,057 metric tonnes in aggregate, during the months (April-June.) of financial year 2020-21 compared to 129,192 metric tonnes during the corresponding period last year.

Export of oilmeals for the month of June 2021 provisionally reported at 203,612 tons compared to 229,230 tons in June 2020 i.e. down by 11%. The overall export of oilmeals during April – June 2021 is reported at 735,312 tons compared to 579,387 tons i.e. up by 27%.

Soya meal prices jumped in early July and touched record price of US\$ 890 during 2nd week of July compared to US\$ 400 (FOB) Argentina. Indian soybean meal export during first quarter was over 120,000 tons mainly shipped to Europe and U.S.A. due to preference for Non GM Soymeal. However, India is now totally outpriced in world market for the export of soyameal as soybean average price jumped from Rs. 43,100 per tons in Nov'20 touched to Rs.76,000 per tons in July and so soymeal price gone up from Rs.36,100 per tons in Nov'20 to Rs. 65,000 per tons at present. The high price of soybean meal has hit not only the export of soymeal but also the poultry farmers mainly small farmers and finding very difficult to survive in this difficult time. High input cost for eggs and chicken has also escalated the chicken prices which effecting consumer. India's exports for rapeseed meal during April-May 2021 was up +66% at 274,692 metric tonnes compared to 165,737 metric tonnes during the same period previous marketing season. It's a high time that the Government may consider to allow import of soybean meal including GM varieties which does not pose quarantine issue for short period up to 30th Sept, 2021 to cool down prices of both soybean and soybean meal to support the poultry industry to face crisis time.

During Apr.- June '21, South Korea imported 252,063 tons of oilmeals (compared to 182,136 tons); consisting of 199,635 tons of rapeseed meal, 41,472 tons of castorseed meal and 10,956 tons of soybean meal. Vietnam imported 114,857 tons of oilmeals (compared to 120,943 tons); consisting of 88,306 tons

of Rice Bran Extraction, 25,523 tons of rapeseed meal and 1,028 tons of soybean meal. Thailand imported 77,003 tons of oilmeals (compared to 65,188 tons); consisting of 65,479 tons of rapeseed meal, 9,816 tons of castorseed meal, 898 tons of soybean meal and 810 tons of Rice Bran Extraction. Bangladesh sourcing rapeseed meal and ricebran extraction from India and imported 90,589 tons of oilmeals (compared to 25,540 tons), consisting of 52,131 tons of ricebran extractions and 38,357 tons of rapeseed meal. **Taiwan** imported 23,944 tons of oilmeals (compared to 37,529 tons); consisting of 15,382 tons of castorseed meal, 6,381 tons of rapeseed meal and 2,181 tons of soybean meal.

Rapeseed - Mustard Seed

Mustard remain elevated and was down 0.8% as compared to last week amid tight inventory in the country. And witnessed a significant decline in the arrival of mustard in the spot market and has led to shut more than 60% of the rapeseed millers. Traders are ready to purchase mustard at higher prices but the availability remains limited. There is firm demand for mustard oil especially from the states of North India like Bihar, Uttar Pradesh and West Bengal and likely to increase significantly during the winter season, during the festival and pickle making season. Mustard prices may draw support from, firm demand, declining stock and arrival, strength in oilseed complex, delay in monsoon and strength in CME canola futures due to heat wave in Canada.

It is estimated that approximately 75-80% of the current mustard crop has been crushed, while 20-25% of the crushing is yet to be done.

Rapeseed Mustard declined by 0.8% to Rs.7,804/Qtl this week as compared to Rs 7,867/Qtl last week and arrival declined.

NAFED had procured the rapeseed-mustard at 0.03 MT of rapeseed-mustard valued Rs 0.014 Lakh from Madhya Pradesh at MSP (Rs4650/qtl) under PSS. However, the procurement couldn't pick-up the pace due to COVID lockdown restrictions and higher price.

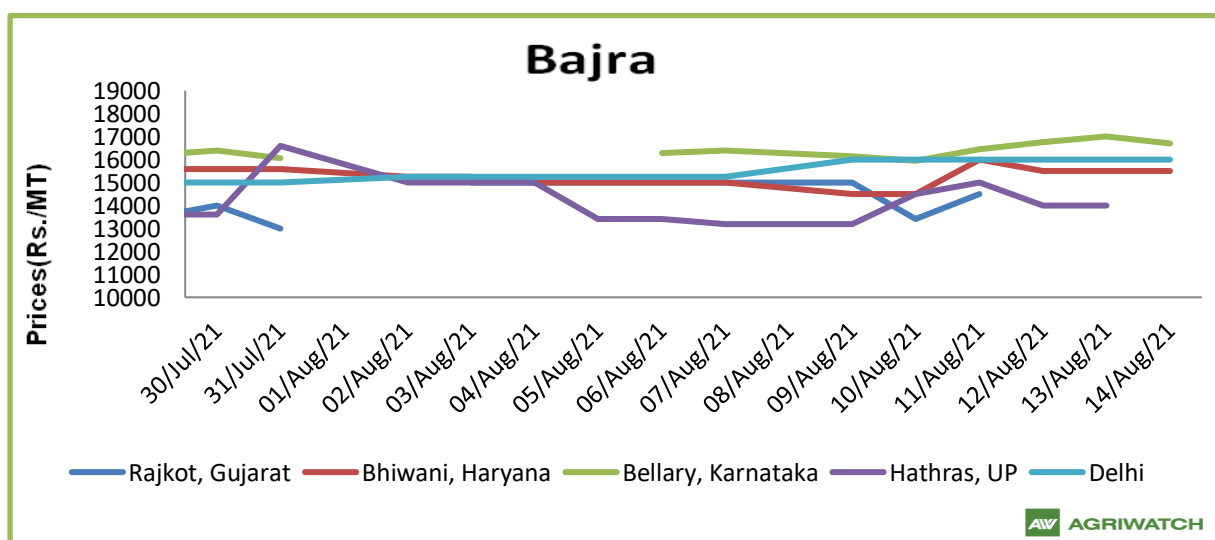
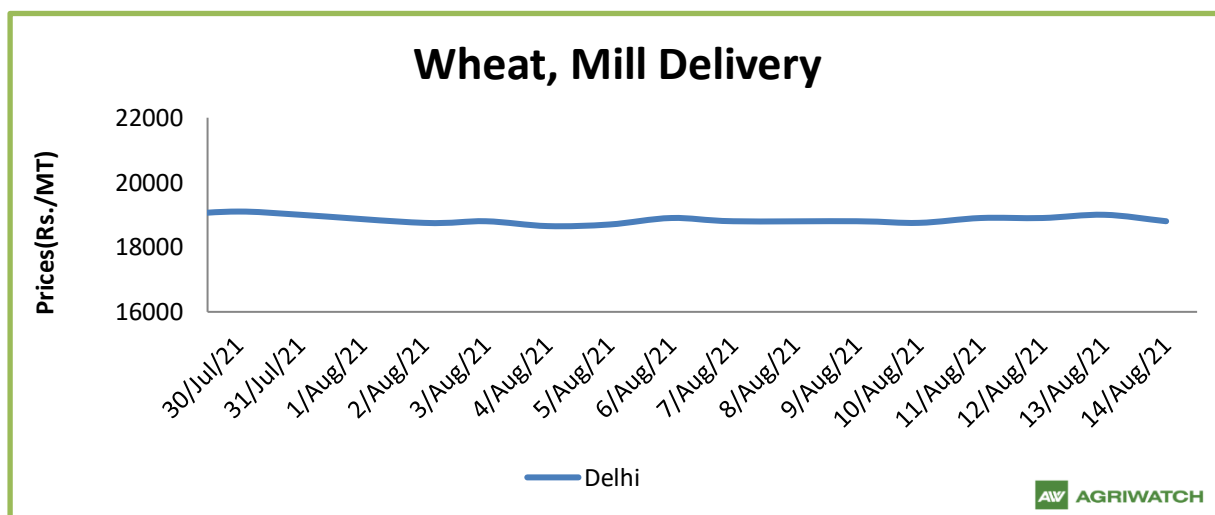
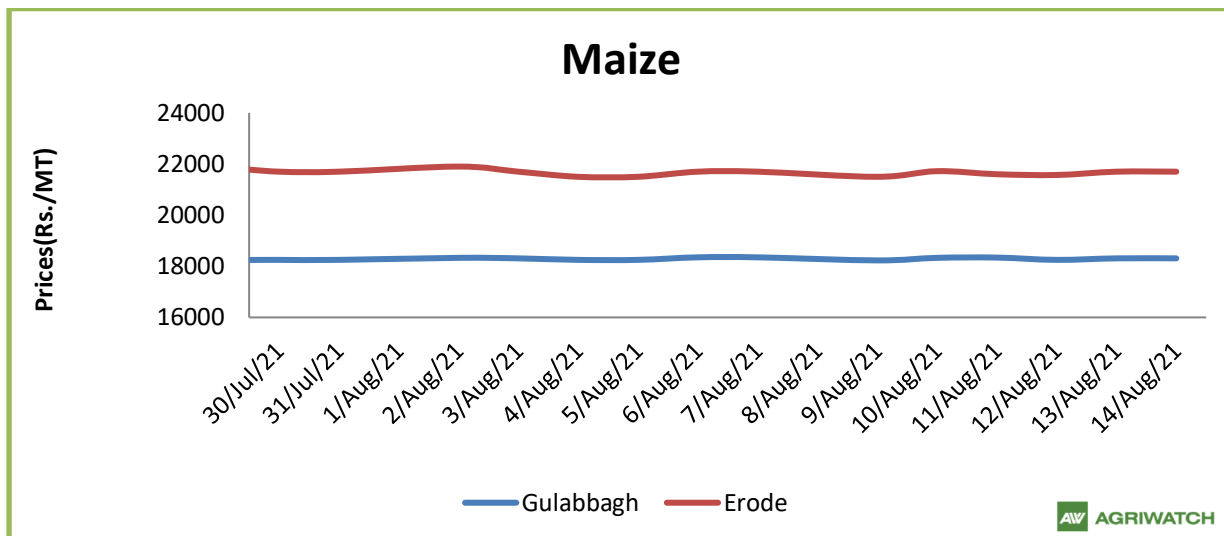
AW has revised India's 2021/22 rapeseed-mustard production up to 8.54 million tonnes from 8.0 million tonnes estimated in its previous forecast and it is up 18% from 7.21 million tonnes estimated last season. The Government estimation of mustard crop is high at 10.4 MT. The COOIT has estimated mustard production at 8.90 MT.

In Sri Ganganagar, the weekly average prices of rapeseed oilcake was 2% down to Rs 3,016/Qtl from previous week at Rs. 3,075/qtl.

India's exports for rapeseed meal during April-May 2021 was up +66% at 274,692 metric tonnes compared to 165,737 metric tonnes during the same period previous marketing season.

The export of rapeseed meal in June'21 is reported at 110,115 metric tonnes against last year 122,573 metric tonnes during the same period i.e. lower by -10%, However 14% up as compared to May21.

India imported 1033.06 tons rapeseed (Canola) oil in Apr 2021 v/s 506.00 tons imports in Apr 2020. While, for the period of April2020-March2021 imports rose to 42,720.05 tons compared to 54,426.39 tons in last oil year.



Source: Agriwatch (Prices: Maize-Industrial/Feed Grade: Narela Market, Wheat Mill Delivery)

During the week under review, steady to range bound price sentiments were reported in most of the major cash markets of Maize.

Sources revealed that maize in Nizamabad market is being traded at Rs. 1,900 per quintal. Maize is being supplied to Hyderabad at Rs. 2,000 per quintal for feed purpose sourced from Nizamabad. Arrivals have improved little bit in Nizamabad during past week.

Corn on CBOT rose by 5.22 USD/MT to 223.71USD/MT for September '21 contract compared to previous week. Agriwatch expects that dry weather in Northern U.S. plains and corn crop conditions related concerns in U.S will support Corn on CBOT. Also, decreased U.S. Corn Production estimates in USDA, August-21 report seems to support Corn on CBOT.

U.S. Maize exports have reached 64.58 MMT in the 2020-21 marketing year, at 1.06 MMT (for the period 29 July – 08 August, 2021). U.S. Maize exports were up by 4 percent from the previous week and up by 20 percent from the prior 4-week average; primarily to destinations like China (352,600 MT), Mexico (337,300 MT), Japan (80,500 MT), Saudi Arabia (57,900 MT), and Colombia (54,800 MT).

Wheat prices rose at various trading centers in this week between August 10th to 16th August, 2021, on improved export demand amid lower supplies. However, Kota prices declined due to slow demand. Wheat is projected to trade steady to firm in the near term amid firm global cues and robust export demand.

Outlook: Feed prices are expected to feature in with a firm bias in coming week.
Annexure
Oil Meal Prices at Key Spot Markets:
Soy DOC Rates at Different Centers

Centers	Ex-factory rates (Rs/ton)		
	12-Aug-21	05-Aug-21	Parity To
Indore - 45%, Jute Bag	86000	93000	Gujarat, MP
Kota - 45%, PP Bag	85000	94000	Rajasthan, Del, Punjab, Haryana
Dhulia/Jalna - 45%, PP Bag	89000	97000	Mumbai, Maharashtra
Nagpur - 45%, PP Bag	91000	98000	Chattisgarh, Orissa, Bihar, Bangladesh, AP, Kar, TN
Nanded	93000	98000	Andhra, AP, Kar, TN
Latur	87000	98000	-
Sangli	85000	90000	Local and South
Solapur	79000	82000	Local and South
Akola – 45%, PP Bag	75000	75000	Andhra, Chattisgarh, Orissa, Jharkhand, WB
Hingoli	63500	63500	Andhra, Chattisgarh, Orissa, Jharkhand, WB
Bundi	83000	92000	-

Soy DOC at Port

Centers	Port Price		
	11-Aug-21	04-Aug-21	Change
Kandla (FOR) (INR/MT)	NR	NR	-
Kandla (FAS) (USD/MT)	NR	NR	-
CNF Indonesia – Yellow SBM (USD/MT)	NR	NR	-

International Soy DOC			
Argentina FOB USD/MT	11-Aug-21	04-Aug-21	Change
Soybean Pellets	396	382	14
Soybean Cake Flour	396	382	14
Soya Meal	0	0	Unch
Soy Expellers	0	0	Unch
Sunflower (DOC) Rates			
Ex-factory rates (Rs/ton)			
Centers	12-Aug-21	05-Aug-21	Change
Adoni	38000	38000	Unch
Khamgaon	0	0	Unch
Parli	0	0	Unch
Latur	37500	37500	Unch

Groundnut Meal (Rs/MT)	12-Aug-21	05-Aug-21	Change
Basis 45%, Saurashtra	58000	58000	Unch
Basis 40%, Saurashtra	54000	54000	Unch
GN Cake, Gondal	60000	60000	Unch

Mustard DOC/Meal	12-Aug-21	05-Aug-21	Change
Jaipur (Plant delivery)	22800	24800	-2000
Kandla (FOR Rs/MT)	24000	25900	-1900

Maize Spot Market Prices (Rs. /Quintal)

Market	Grade	13-Aug-21	06-Aug-21	13-Jul-21	13-Aug-20	13-Aug-19
Delhi	Hybrid	1850	1800	1730	1250	2150
Davangere	Loose	2000	1900	1900	1250	NA
Nizamabad	Bilty	1900	1900	1900	closed	2425
Ahmedabad	Feed	2100	2100	1950	1370	2300
	Starch	2100	2100	2000	1380	2300

FOB, C&F – Maize at Various Destinations (USD/ton)

As on 12.08.2021	Argentina	Brazil	US	India
FOB	239.00	272.00	258.00	278.68
Cost and Freight	289.00	327.00	318.00	313.68

Soy Meal Exports (In MT):

Month	2016	2017	2018	2019	2020	2021
Jan	7707	155160	105678	86378	41726	283167
Feb	1127	207977	73816	132375	20309	247085
Mar	430.1	107059	39209	193920	61499	146379
Apr	12295	124374	68264	40829	25940	39750
May	10400	48900	76026	53272	46614	52434
Jun	17930	45975	104088	62524	56638	25918
Jul	12270	80797	63747	76558	61957	
Aug	10615	87668	59643	95450	58190	
Sep	12210	102212	45388	35268	68576	
Oct	31390	71425	150388	63800	120290	
Nov	97750	207630	186409	69415	198776	
Dec	241250	168865	170588	72233	251221	
Total	455374.1	1408042	1143244	982022	1011736	1564833

Feed Ingredient Prices at a Glance						
Commodity	State	Variety	Centre	13-Aug-21	06-Aug-21	Change
Bajra	Karnataka	Hybrid	Bellary	1700	1630	70
		Hybrid	Bangalore	2000	2000	Unch
Jowar	Karnataka	White	Bangalore	2600	2600	Unch
		White	Bellary	NA	1700	-
Maize	Karnataka	Yellow	Davangere	2150	2050	100
	Telangana	Yellow	Nizamabad	1900	1900	Unch
Rice	Haryana	IR8	Karnal	2900	2950	-50
		Parmal Raw	Karnal	2650	2750	-100
Soy meal	Madhya Pradesh	DOC	Indore	8600	9400	-800
	Maharashtra	DOC	Sangli	8000	9000	-1000
Sunflower Meal	Andhra Pradesh	Ex-factory	Adoni	3800	3800	Unch
Mustard	Rajasthan	Plant delivery	Jaipur	2280	2480	-200
Groundnut Meal	Gujarat	GN Cake	Gondal	5400	5400	Unch
Cottonseed Oil Cake	Gujarat	Ex- Mandi	Kadi	3059	3059	Unch
Cottonseed Oil Cake	Maharashtra	Ex- Mandi	Akola	3046	3100	-54
Note: Prices Rs./Qtl						

Disclaimer

The information and opinions contained in the document have been compiled from sources believed to be reliable. The company does not warrant its accuracy, completeness and correctness. Use of data and information contained in this report is at your own risk. This document is not, and should not be construed as, an offer to sell or solicitation to buy any commodities. This document may not be reproduced, distributed or published, in whole or in part, by any recipient hereof for any purpose without prior permission from the Company. IASL and its affiliates and/or their officers, directors and employees may have positions in any commodities mentioned in this document (or in any related investment) and may from time to time add to or dispose of any such commodities (or investment). Please see the detailed disclaimer at <http://www.agriwatch.com/disclaimer.php> © 2021 Indian Agribusiness Systems Ltd.