

Contents:

- ❖ **Summary**
- ❖ **Trend – Raw Material, Feed**
- ❖ **Outlook**
- ❖ **Annexure– Prices**

Summary

Agriwatch expects that maize would trade in a range bound zone with a firm bias for coming term. Also, maize crop has been destroyed in various parts of U.P and M.P due to un-favourable weather conditions and rabi maize stock in Bihar is almost finished, this will provide support to maize market in coming weeks, with new arrivals to start soon from October.

Sources revealed that good quality maize is being traded in Bihar between Rs.1,800 to Rs. 1,850 per quintal. Whereas, maize is being supplied to Bangladesh between Rs. 1,850-Rs.1900 per quintal for poultry purpose sourced from West Bengal.

The cottonseed oil prices have decreased around 2-3 percent from the previous week. The cottonseed oil prices were at Rs. 1431 and Rs. 1444 per 10 kgs in Hyderabad and Mumbai market respectively. The cottonseed oilcake prices have slightly decreased from the previous week. The average price of cottonseed oilcake in the Kadi market was Rs. 2642 per quintal from Rs. 2764 per quintal and in Akola was at Rs. 2840 per quintal from Rs. 2926 per quintal the previous week.

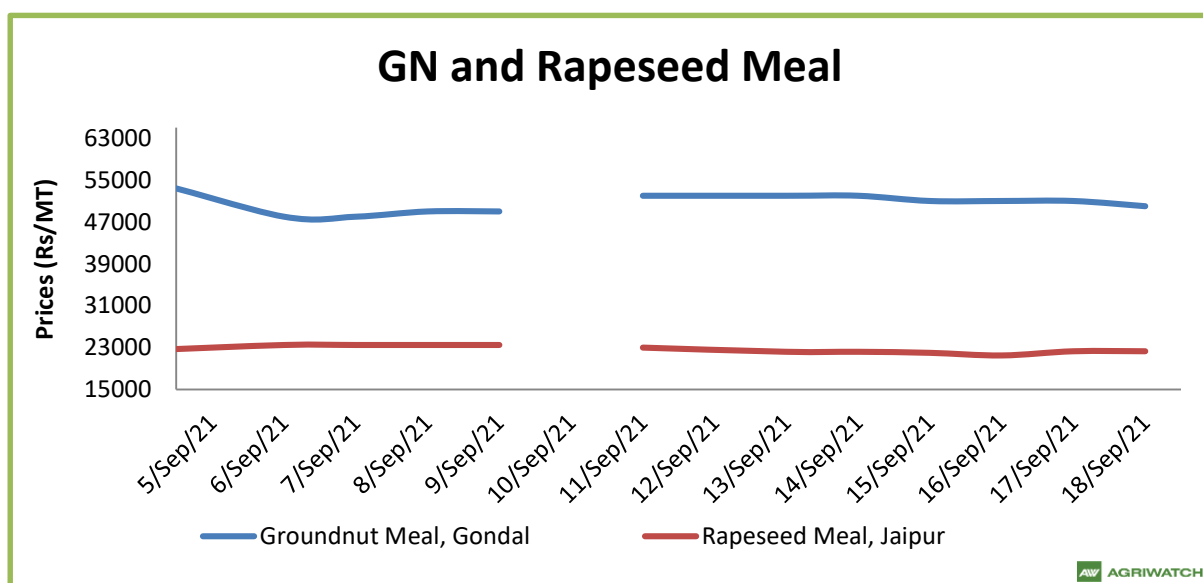
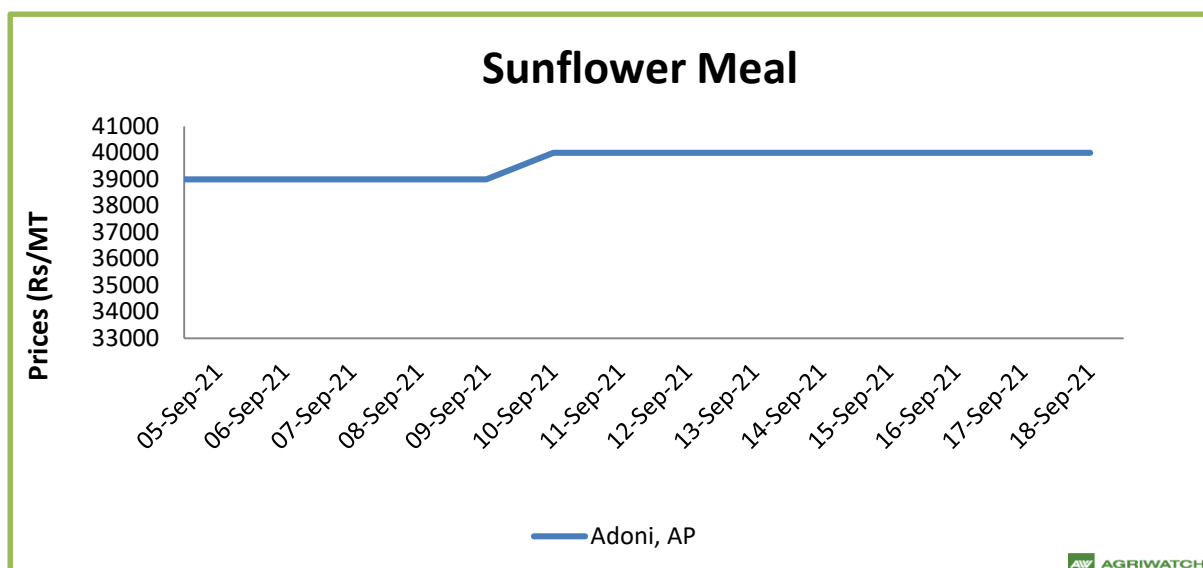
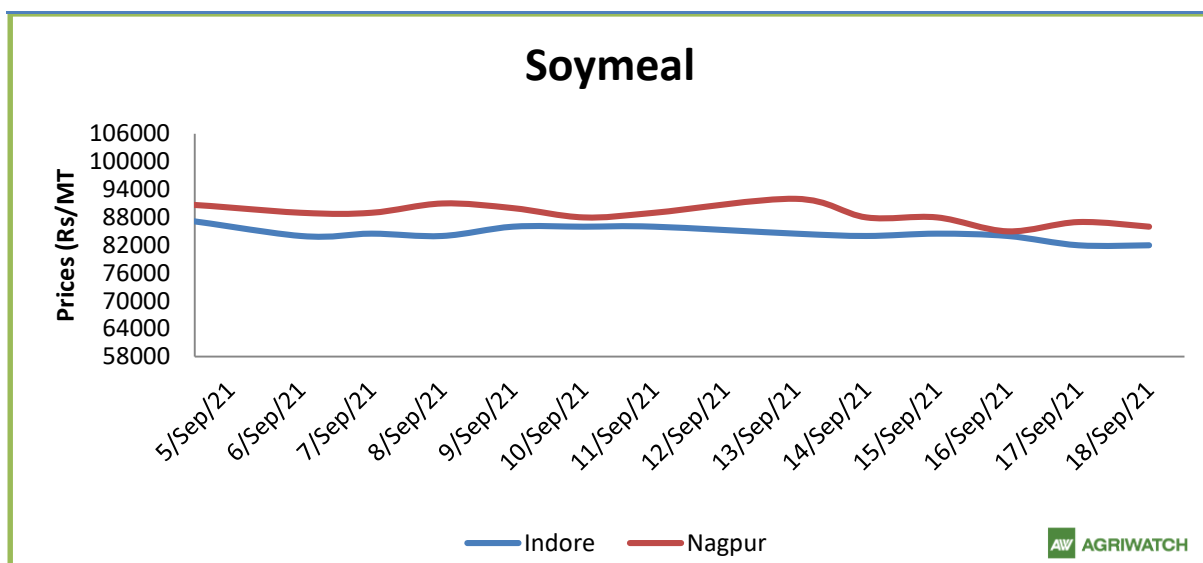
During the week of Sep 16 to Sep 23, 2021, the weekly average price in India rose by 3.05 percent to Rs. 2024.52 per quintal against Rs. 1964.54 per quintal in the previous week. Wheat average prices also increased by 10.69 percent from Rs. 1828.92 per quintal in last year during the same period of time. The availability of stocks added with higher export demand helps increase in the wheat prices. As per agriculture ministry's fourth advance estimate, Wheat output is expected to reach a new high of 109.52 million tonnes in 2020-21. It is 1.53% higher than 107.86 from last year record amid good monsoon rain last year. Wheat procurement for the Rabi marketing season 2021-22 is completed in India. Wheat was procured in excess of 433.32 LMT, a record high compared to 389.93 LMT in previous seasons. The current RMS procurement operations have already benefited over 49.20 lakh farmers with MSP value of Rs.85,603.57 crore.

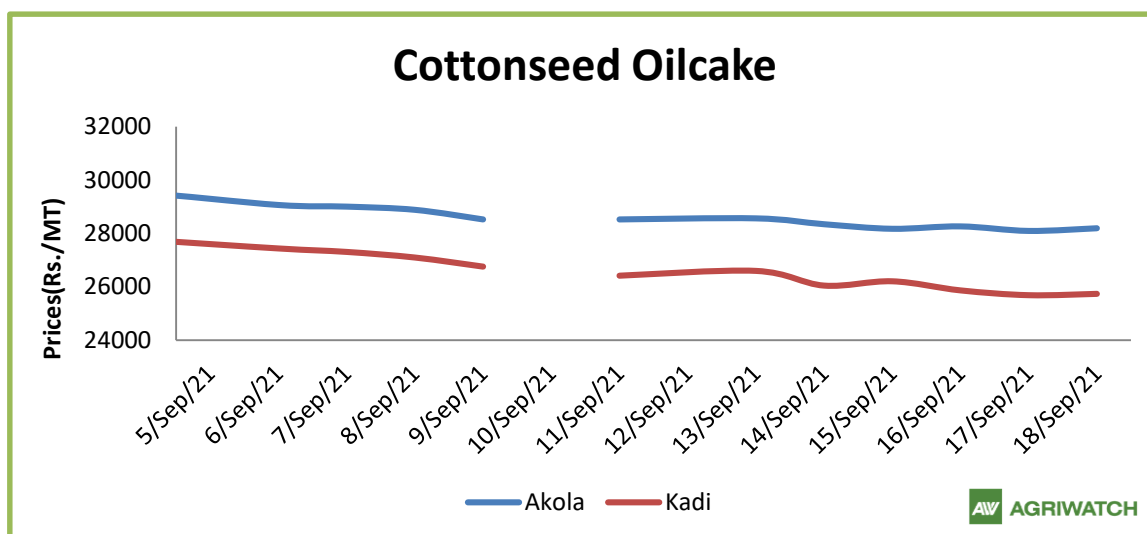
Compared to previous months the availability of stocks for wheat is decreasing along with increase in demand for Indian wheat in international market which makes the wheat cash market to trade steady to slightly firm in the coming week.

Soymeal prices are likely to feature range bound with weak bias movement amid weak export demand at higher price. Dull demand at higher prices from poultry sector will remain negative for the market. The soy meal prices (Indore) are likely to feature range-bound movement between Rs. 75,000 – 90,000 /MT.

Rapeseed-mustard is expected to feature firm tone in near term due to low domestic supply and bullish global cues. The seed prices are likely to witness the price levels between 8,000 –9,000/Qtl. in short-run.

Trend – Raw Material, Feed





Source: AgriWatch

Soy meal

The domestic weekly average soy meal price went down as compared to previous week on weakness in soybean price. Additionally, GOI decision to allow to import GM soy meal via five ports till 31st Oct'21 too dragged soy meal price. Arrival of new crop may put more pressure in near term.

In addition to existing two ports Nhava sheva and and LCS petrapole, GOI has allowed to import GM soy meal via three additional port - Mumbai sea port, Tuticorin sea port and Visakhapatnam sea port. GOI has extended the GM soy meal import date to 31st January, 2022. Earlier it was 31st Oct'21.

India's soy meal export likely to remain weak, as India is now totally outpriced in world market Indian soy meal is trading at around \$1200/MT Vs Argentina soy meal at \$400/MT. Export is expected to remain below 17 lakh metric tons. The high price of soybean meal has hit not only the export of soy meal but also the poultry farmers mainly small farmers and finding very difficult to survive in this difficult time. According to USDA, US Aug'21 monthly average soy meal export price eased by \$3 to \$422/ton as compared to last month. Brazil Aug'21 monthly average soy meal export price eased by \$8 at \$418/ton as compared to previous month. Argentina Aug'21 monthly average soy meal export price too eased by \$3 at \$393/ton as compared to previous month. India's August soy meal export price surged to over \$1100/ton due to short supply.

According to USDA September report, world 2021/22 soy meal production is estimated higher at 258.45 million tonnes vs 249.75 million tonnes against last year record. According to Solvent extractor association of India, India's Aug'2021 soy meal exports declined by 81% to 10,975 metric tonnes compared to 58,190 metric tonnes in the same period last year. Further, the soy meal shipments too declined by 38% to 155,757 metric tonnes in aggregate, during the months (April-Aug.) of financial year 2020-21 compared to 249,339 metric tonnes during the corresponding period last year.

Additionally, Export of oil meals for the month of Aug'2021 provisionally reported at 164,831 tons compared to 171,515 tons in Aug 2020 i.e. down by 4%. The overall export of oil meals during April – Aug 2021 is reported at 1,091,664 tons compared to 1,013,178 tons i.e. up by 8%.

The soy meal export price spread of India vs Argentina (FAS Kandla and FOB Argentina) have further declined to US \$ 210/MT in May'21 vs US \$ 215/MT in April'21, leading incompetiveness for Indian soy meal exports.

The domestic weekly average soymeal prices at Indore was 0.9% down to Rs 84,833 /MT and was quoted between Rs 84,000 – 86,000/MT compared to the weekly average of Rs 85,583 /MT and was traded between the price ranges of Rs 84,000 – 88,000/MT previous week. Weekly average prices at various centers also closed lower side compared to last week prices. At Latur, the weekly average soymeal prices declined by 2.4% to Rs. 84,000 /MT compared to Rs. 86,000 /MT a week ago however in Nanded it was quoted 4.2% down at Rs. 88,333/MT compared to Rs. 92,000/MT a week ago. In Kota the meal prices up by 0.4% to Rs. 90,833/MT compared to Rs. 90,500/MT previous week.

Rapeseed - Mustard Seed

This week Rapeseed-mustard seed prices likely to remain elevated on tight supply in the country and bullish global cues.

There is significant demand for RM seed oil especially from the states of North India like Bihar, Uttar Pradesh and West Bengal and likely to rise significantly during the winter season, during the festival and pickle making season.

Mustard prices likely to under pinned by, firm demand, declining stock and arrival, strength in oilseed complex, and strength in CME canola futures due to lower production.

It is estimated that approximately 75-80% of the current mustard crop has been crushed, while 20-25% of the crushing is yet to be done. Rapeseed Mustard increased by 0.5% to Rs.8,779/Qtl this week as compared to Rs 8,738/Qtl last week and arrival declined. In Sri Ganganagar, the weekly average prices of rapeseed oilcake was 0.12% down to Rs 3,262/Qtl from previous week at Rs. 3,266/qtl.

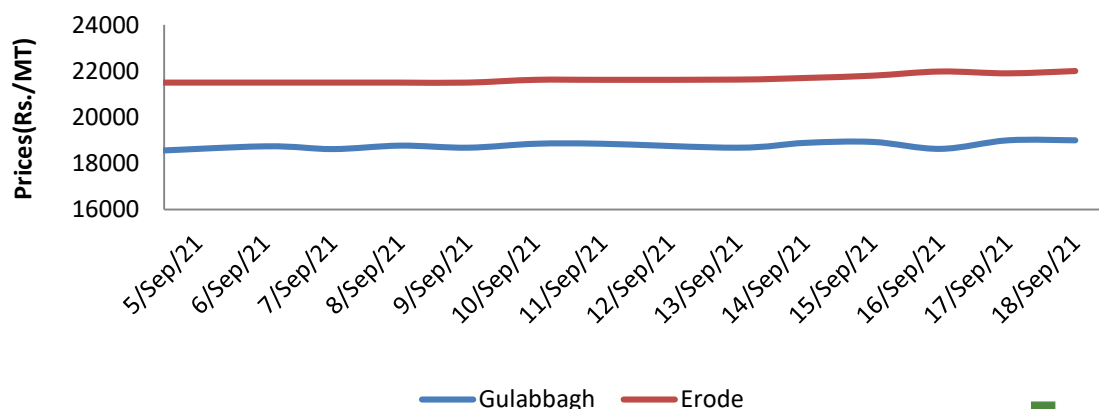
This week all india mustard arrival witnessed mild gains to 11.20 lakh as compared to previous week at 11 lakh bags. AW has revised India's 2021/22 rapeseed-mustard production up to 8.54 million tonnes from 8.0 million tonnes estimated in its previous forecast and it is up 18% from 7.21 million tonnes estimated last season. The Government estimation of mustard crop is high at 10.4 MT. The COOIT has estimated mustard production at 8.90 MT.

India's exports for rapeseed meal during April-Aug'2021 was up 11% at 542,630 metric tonnes compared to 487,060 metric tonnes during the same period previous marketing season. The export of rapeseed meal in Aug'21 is reported at 63,058 metric tonnes against last year 50,580 metric tonnes during the same period i.e. up by 25%, However 14% down as compared to Aug20. Improved rapeseed-oilcake shipments to the traditional destinations will continue to lend support to the oilcake prices at higher levels. South Korea, Vietnam, Thailand, Bangladesh and few other south-east Asian countries were the major buyers of mustard meal of Indian origin.

According to Solvent Extractor Association of India, Rapeseed oil import scenario- India imported 0.00 lakh tons rapeseed (Canola) oil in July 2021 same as in June 2020.

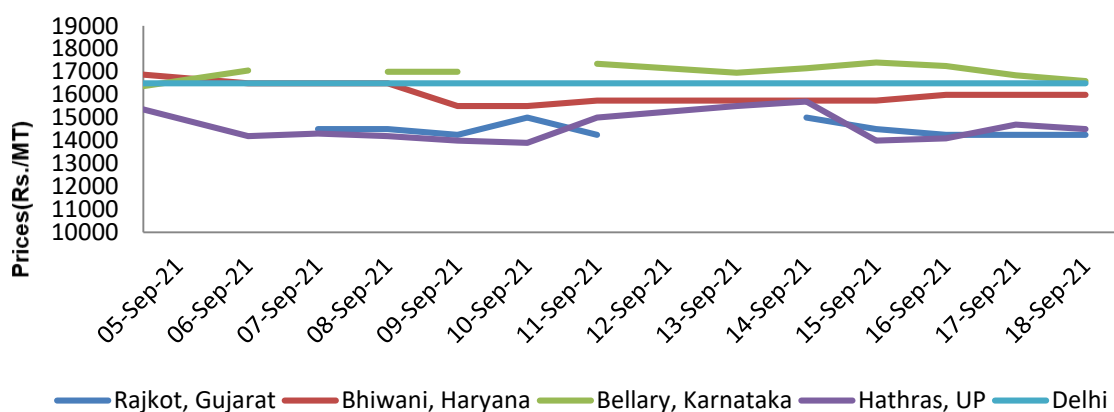
Canada canola production is down by 31% as compared to five-year average, yield down by 32%. However, area stood 1% up as compared to five-year average. Canola importers may switch to other countries such as Ukraine, Australia, for substitutes amid lower production. There will be very little canola left for export in Canada.

Maize



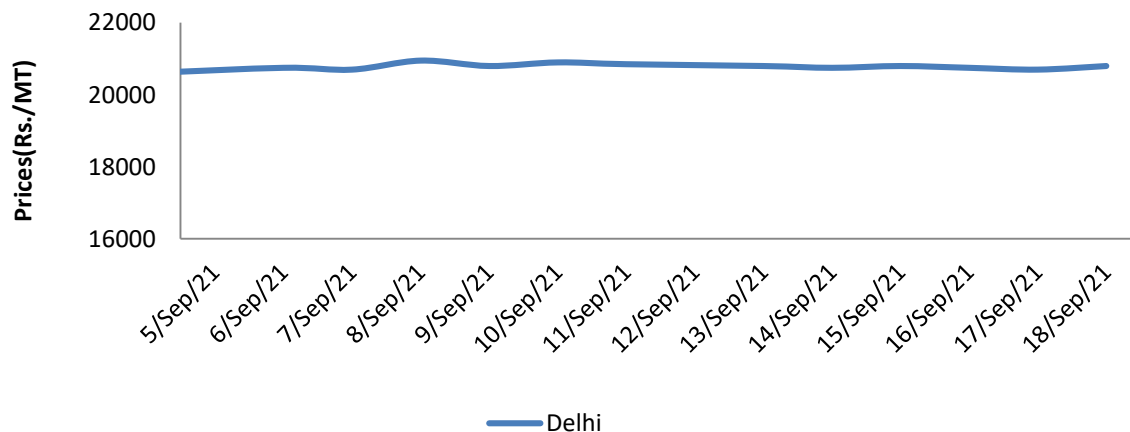
AW AGRIWATCH

Bajra



AW AGRIWATCH

Wheat, Mill Delivery



AW AGRIWATCH

Source: Agriwatch (Prices: Maize-Industrial/Feed Grade: Narela Market, Wheat Mill Delivery)

Sources revealed that maize in Nizamabad market is being traded at Rs. 1,900 per quintal. Maize is being supplied to Tamil Nadu between Rs. 2,150-Rs.2,200 per quintal for feed purpose sourced from Davangere.

Corn on CBOT rose by 3.84 USD/MT to 207.57 USD/MT for December '21 contract as compared to previous week. There is expectation that Corn on CBOT will remain bullish for coming near term, it is trying to reach the resistance of 570 US\$ per bushel.

U.S. Maize exports have reached to 3.59 MMT for the 2021-22 marketing year, with the exports of 1.92 MMT for the period of (3 Sep-9 Sep) 2021, for the destinations like Mexico (177,500 MT), El Salvador (7,200 MT), Canada (6,100 MT), Taiwan (1,000 MT), and South Korea (200 MT).

Wheat prices were almost steady at various trading centers in this week between September 14th to 20th September, 2021, with Indore market showing firm prices due to lower supplies compared to previous weeks. Wheat is projected to trade steady to slightly firm tone in expectation of low supplies in mandies and higher export pace.

Outlook: Feed prices are expected to feature in a range bound zone in coming week.

Annexure
Oil Meal Prices at Key Spot Markets:
Soy DOC Rates at Different Centers

Centers	Ex-factory rates (Rs/ton)		
	16-Sep-21	09-Sep-21	Parity To
Indore - 45%, Jute Bag	84000	86000	Gujarat, MP
Kota - 45%, PP Bag	91000	90000	Rajasthan, Del, Punjab, Haryana
Dhulia/Jalna - 45%, PP Bag	87000	93000	Mumbai, Maharashtra
Nagpur - 45%, PP Bag	85000	90000	Chattisgarh, Orissa, Bihar, Bangladesh, AP, Kar, TN
Nanded	88000	92000	Andhra, AP, Kar, TN
Latur	84000	84000	-
Sangli	82000	82000	Local and South
Solapur	82000	87000	Local and South
Akola - 45%, PP Bag	75000	75000	Andhra, Chattisgarh, Orissa, Jharkhand, WB
Hingoli	63500	63500	Andhra, Chattisgarh, Orissa, Jharkhand, WB
Bundi	89000	88000	-

Soy DOC at Port

Centers	Port Price		
	15-Sep-21	08-Sep-21	Change
Kandla (FOR) (INR/MT)	NR	NR	-
Kandla (FAS) (USD/MT)	NR	NR	-
CNF Indonesia – Yellow SBM (USD/MT)	NR	NR	-

International Soy DOC			
Argentina FOB USD/MT	15-Sep-21	08-Sep-21	Change
Soybean Pellets	410	393	17
Soybean Cake Flour	410	393	17
Soya Meal	-	-	Unch
Soy Expellers	-	-	Unch
Sunflower (DOC) Rates			
Ex-factory rates (Rs/ton)			
Centers	16-Sep-21	09-Sep-21	Change
Adoni	40000	39000	1000
Khamgaon	-	-	Unch
Parli	-	-	Unch
Latur	39000	38000	1000

Groundnut Meal (Rs/MT)	16-Sep-21	09-Sep-21	Change
Basis 45%, Saurashtra	47000	48000	-1000
Basis 40%, Saurashtra	43000	44000	-1000
GN Cake, Gondal	51000	49000	2000

Mustard DOC/Meal	16-Sep-21	09-Sep-21	Change
Jaipur (Plant delivery)	21500	23500	-2000
Kandla (FOR Rs/MT)	21800	25500	-3700

Maize Spot Market Prices (Rs. /Quintal)

Market	Grade	17-Sep-21	10-Sep-21	17-Aug-21	16-Sep-20	17-Sep-19
Delhi	Hybrid	1850	1850	1825	1280	2100
Davangere	Loose	1950	1830	2000	1400	NA
Nizamabad	Bilty	1900	Closed	1900	1375	2300
Ahmedabad	Feed	2000	2050	2050	1300	2300
	Starch	2000	2000	2050	1350	2275

FOB, C&F – Maize at Various Destinations (USD/ton)

As on 16.09.2021	Argentina	Brazil	US	India
FOB	236.00	262.00	270.00	281.48
Cost and Freight	286.00	317.00	330.00	316.48

Soy Meal Exports (In MT):

Month	2016	2017	2018	2019	2020	2021
Jan	7707	155160	105678	86378	41726	283167
Feb	1127	207977	73816	132375	20309	247085
Mar	430.1	107059	39209	193920	61499	146379
Apr	12295	124374	68264	40829	25940	39750
May	10400	48900	76026	53272	46614	52434
Jun	17930	45975	104088	62524	56638	25918
Jul	12270	80797	63747	76558	61957	26725
Aug	10615	87668	59643	95450	58190	10975*
Sep	12210	102212	45388	35268	68576	
Oct	31390	71425	150388	63800	120290	
Nov	97750	207630	186409	69415	198776	
Dec	241250	168865	170588	72233	251221	
Total	455374.1	1408042	1143244	982022	1011736	832433

Feed Ingredient Prices at a Glance						
Commodity	State	Variety	Centre	17-Sep-21	10-Sep-21	Change
Bajra	Karnataka	Hybrid	Bellary	1685	NA	-
		Hybrid	Bangalore	2150	2150	Unch
Jowar	Karnataka	White	Bangalore	2300	2300	Unch
		White	Bellary	1540	NA	-
Maize	Karnataka	Yellow	Davangere	2050	1950	100
	Telangana	Yellow	Nizamabad	1900	NA	-
Rice	Haryana	IR8	Karnal	2900	2900	Unch
		Parmal Raw	Karnal	2550	2650	-100
Soy meal	Madhya Pradesh	DOC	Indore	8200	8600	-400
	Maharashtra	DOC	Sangli	8100	8300	-200
Sunflower Meal	Andhra Pradesh	Ex-factory	Adoni	4000	3900	100
Mustard	Rajasthan	Plant delivery	Jaipur	2300	2350	-50
Groundnut Meal	Gujarat	GN Cake	Gondal	4300	4400	-100
Cottonseed Oil Cake	Gujarat	Ex- Mandi	Kadi	2569	2675	-106
Cottonseed Oil Cake	Maharashtra	Ex- Mandi	Akola	2809	2852	-43
Note: Prices Rs./Qtl						

Disclaimer

The information and opinions contained in the document have been compiled from sources believed to be reliable. The company does not warrant its accuracy, completeness and correctness. Use of data and information contained in this report is at your own risk. This document is not, and should not be construed as, an offer to sell or solicitation to buy any commodities. This document may not be reproduced, distributed or published, in whole or in part, by any recipient hereof for any purpose without prior permission from the Company. IASL and its affiliates and/or their officers, directors and employees may have positions in any commodities mentioned in this document (or in any related investment) and may from time to time add to or dispose of any such commodities (or investment). Please see the detailed disclaimer at <http://www.agriwatch.com/disclaimer.php> © 2021 Indian Agribusiness Systems Ltd.

