

Contents:

- ❖ **Summary**
- ❖ **Trend – Raw Material, Feed**
- ❖ **Outlook**
- ❖ **Annexure– Prices**

Summary

Agriwatch expects that maize would trade range bound with firm bias for coming near term. It is expected that on the account of current Rabi maize sowing scenario; delay in sowing of rabi maize at various major producing states with decreased arrivals and also increase in demand scenario during coming months with winter season to be at its peak, prices of maize are expected to attain a firm bias in coming long term. Sources revealed that good quality Maize is being traded in Bihar between Rs. 1,900 to Rs. 2,100 per quintal. Good quality Maize is being supplied to Bangladesh at Rs. 2,100 per quintal sourced from West Bengal. Also, poultry demand seems to be revived in Kolkata and Banaras. Poultry feed Maize is being supplied to Kolkata at Rs. 2,100 per quintal sourced from Dalkhola.

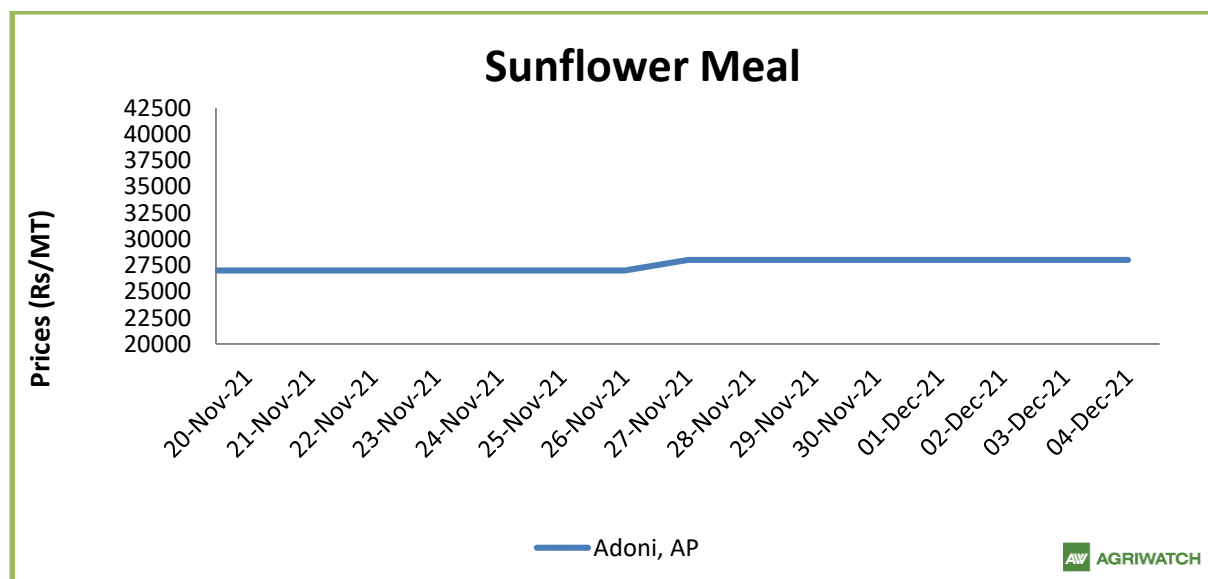
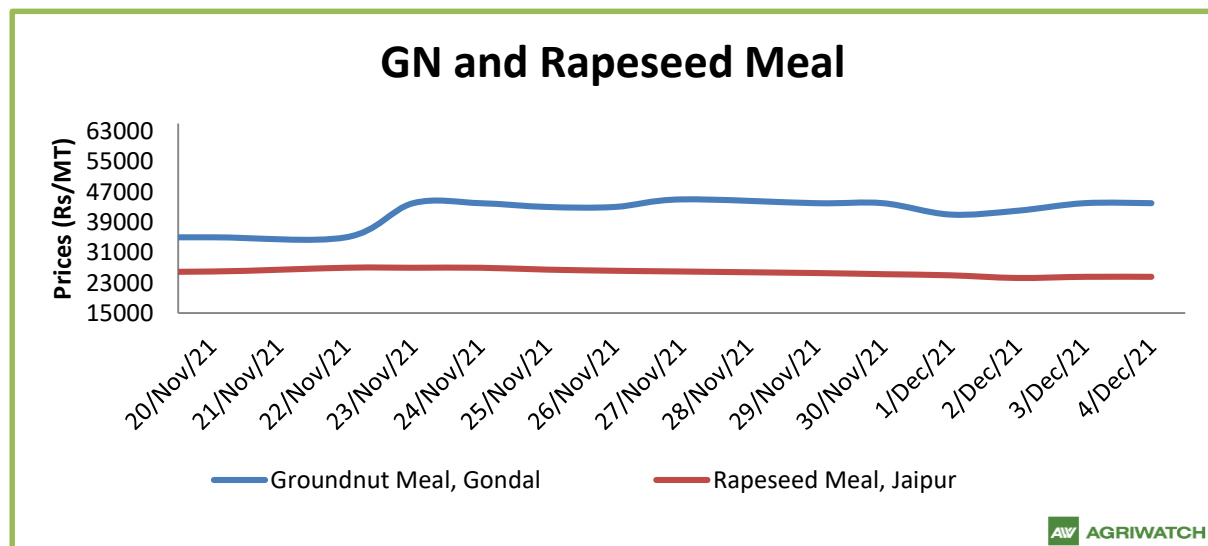
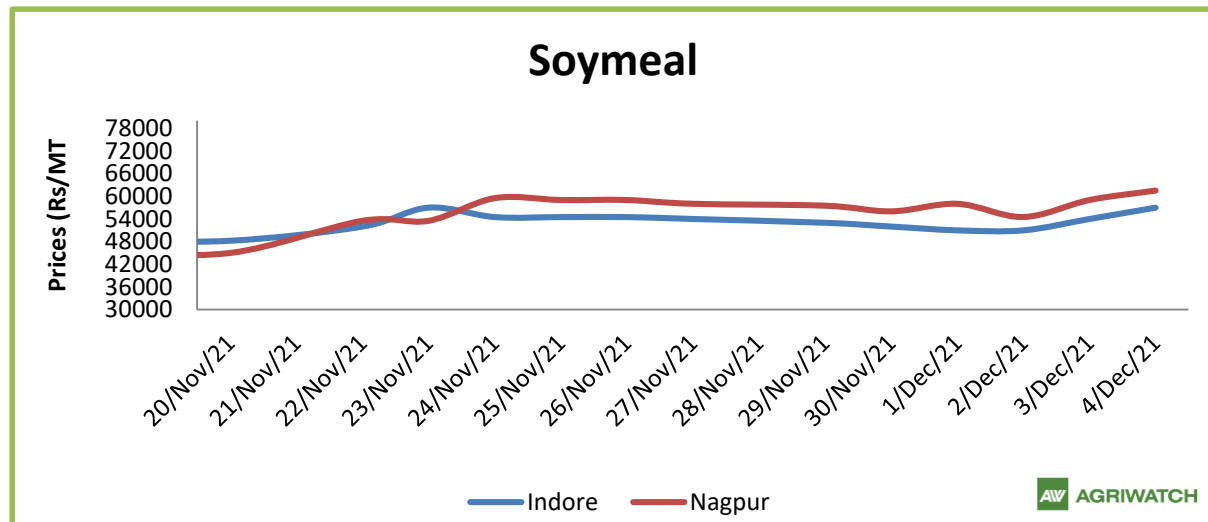
During the week of December 01 to 08, 2021, the weekly average price in India was slightly up by 0.10 percent at Rs. 2135.38 per quintal against Rs. 2133.31 per quintal the previous week. Also, wheat average prices increased by 16.69 percent from Rs. 1829.92 per quintal same time last year. On 06th December the price of wheat in Kanpur market for mill delivery was Rs. 2025 per quintal which is 0.25% higher than Rs. 2020 per quintal the previous month. The price remains almost steady in all the major market compare to previous week as the demand along with extension of free ration under PMGKAY has stabilized the market. In coming week also, we can expect market to stay in range bound with mix bias as the offseason scenario continues. As of 03rd December, wheat sowing was done in 200.66 lakh hectares up by 7.24 lakh hectares from 193.42 lakh hectares the previous year during corresponding period. In Madhya Pradesh, sowing was done in around 52.81 lakh hectares up by 6.07 lakh hectares from 46.74 lakh hectares the previous year.

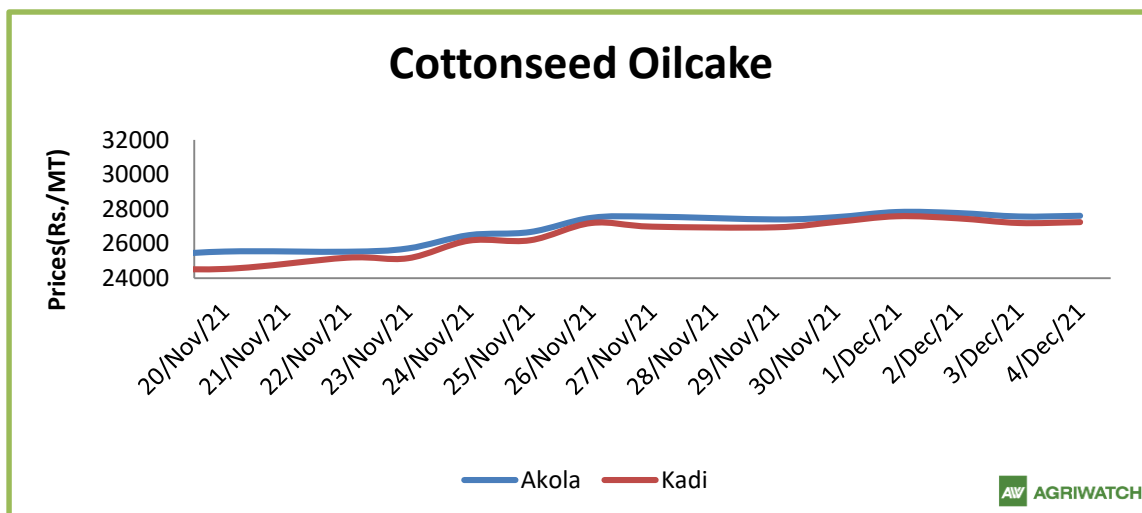
In state of Uttar Pradesh, around 14.72 crore NFSA beneficiaries are covered under the PMGKAY. So far under the scheme, the department had allocated a total amount of 139.14 lakh metric tonne of wheat and rice to the state incurring an estimated total subsidy of Rs. 43,335 crores. As per Agriwatch sources, 1.86 lakh tonnes of wheat were exported from India during the month of October 2021 at an average FOB of \$322.21 per tonne. It is 0.45 percent higher compared to September with export of 1.85 lakh tonnes. Bangladesh continues to be the largest importer of Indian wheat with 1.43 lakh tonnes 1.42 percent higher compared to previous month export of 1.41 lakh tonnes. Nepal is the second largest importer with 0.09 lakh tonnes of imports and Srilanka being the third largest importer with 0.04 lakh tonnes.

Soymeal prices are likely to trade with firm bias followed by strength in soybean prices. The soy meal prices (Indore) are likely to feature range-bound movement between Rs. 53,000 – 60,000 /MT.

Rapeseed-mustard is expected to feature firm tone in near term amid low availability in mandis, firm demand and bullish global cues. The seed prices are likely to witness the price levels between 8,000 –8,600/Qtl. in short-run.

Trend – Raw Material, Feed





Source: AgriWatch

Soy meal

This week Indore weekly average soymeal price went down by 2.6% as compared to previous week amid concern over extension of deadline for GM soymeal imports and weakness in soybean price.

The weekly average prices of soymeal at Indore declined 2.6% to Rs 53,000 /MT and was quoted between Rs 51,000 – 57,000/MT throughout the week. This compares with previous week's average of Rs 54,416/MT and range of Rs 52,000 – 57,000/MT. Soymeal prices remained weak amid concern over extension of deadline for GM soymeal imports and weakness in soybean price.

Weekly average prices at various centers also closed down compared to last week prices. At Latur, the weekly average soymeal prices decreased by 1.3% to Rs. 58,916/MT compared to Rs. 59,666 /MT a week ago, in Nanded it was quoted 2.5% down at Rs. 57,750/MT compared to Rs. 59,250 /MT a week ago. In Kota the meal prices went down by 2.1% to Rs. 56,766/MT compared to Rs. 58,000/MT previous week.

As per sources, farmers are willing to hold more soybean anticipating higher prices in the future. As a result, sale to soy processors remained low. October crush total was 37% below last year's, according to SOPA and is expected to remain below normal in November.

According to USDA November'21 report, world 2021/22 soymeal production is estimated higher at 258.51 million tonnes vs 248.13 million tonnes against last year record. India's 2021-22 soymeal production pegged at 5.06 MMT vs 4.90 MMT in 2020-21.

According to Solvent extractor association of india, India's October'2021 soymeal exports declined by 88% to 14,538 metric tonnes compared to 120,290 metric tonnes in the same period last year. Further, the soymeal shipments too declined by 60% to 176,126 metric tonnes in aggregate, during the months (April-Oct.) of financial year 2020-21 compared to 438,205 metric tonnes during the corresponding period last year.

Additionally, Export of oilmeals for the month of October'2021 provisionally reported at 157,467 tons compared to 318,706 tons in 2020 i.e. down by 51%. The overall export of oilmeals during April – October 2021 is reported at 14,33,231 tons compared to 161,92,222 tons i.e. down by 11%.

Rapeseed - Mustard Seed

This week RM seed prices remained elevated and went slightly down by 3.9% on stock limit by Rajasthan government. However, supply still remains short on demand and global dynamics still remains bullish and underpinning the price in near term.

Rapeseed Mustard weekly average price remained elevated and went down by 3.9% to Rs.8,200/Qtl this week as compared to Rs 8,529/Qtl last week, In Sri Ganganagar, the weekly average prices of rapeseed oilcake too went down by 3.60% to Rs 3,241/Qtl from previous week at Rs. 3,362/qtl.

This week in Rajasthan, mustard arrival stood at 73,333 lakh bags as compared to previous week at 62,500 lakh bags.

AW has revised India's 2021/22 rapeseed-mustard production up to 8.54 million tonnes from 8.0 million tonnes estimated in its previous forecast and it is up 18% from 7.21 million tonnes estimated last season.

The Government estimation of mustard crop is high at 10.4 MT. The COOIT has estimated mustard production at 8.90 MT.

According to GOI, as on 26th Nov, All India Mustard sowing is up by 29.4% at 66.42 Lakh Ha compared with 51.33 Lakh Ha last year.

According to Department of agriculture, Rajasthan, as on 03rd Dec, Rapeseed Mustard sowing is up by 41% and stood at 33.38 lakh hectare vs 23.72 lakh hectare last year same period.

Rajasthan govt. has imposed stock limit on oil seeds and edible oils on 26th Nov'21 till 31st march 22. Stock limit for Mustard seed, Toria, Taramira and Rayda for whole sellers is 2000 Qtl and retail trader oilseed storage limit pegged at 100 Qtl.

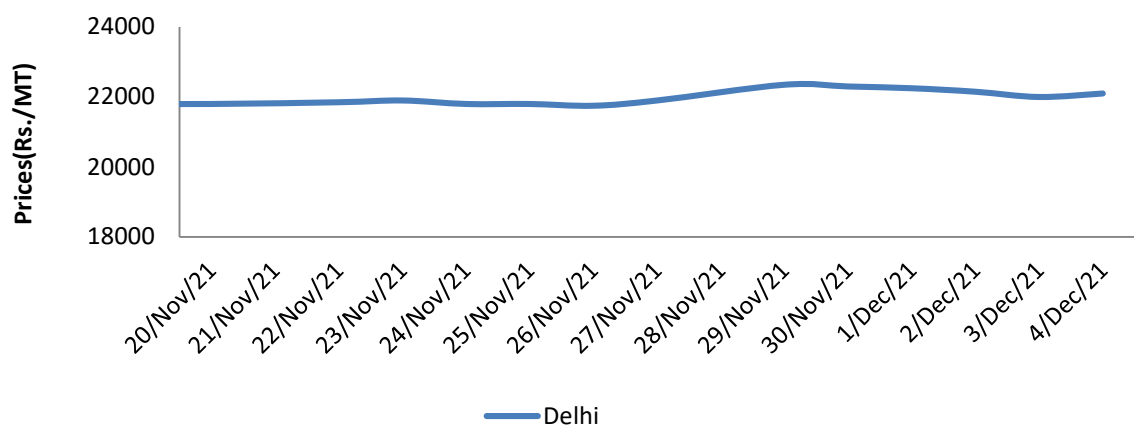
Mustard sowing expected to end with 18-20% increase in acreage, farmers are opting mustard over other crops amid lucrative prices.

According to Solvent extractors association of India, the export of rapeseed meal in September'21 is reported at 62,725 metric tonnes against last year 140,830 metric tonnes during the same period i.e. down by 55%.

USDA in its latest report cut canola export by 9.5% to 5.7 MMT as compared to 10.58 MMT previous year, ending stocks reduced by 14.3%.

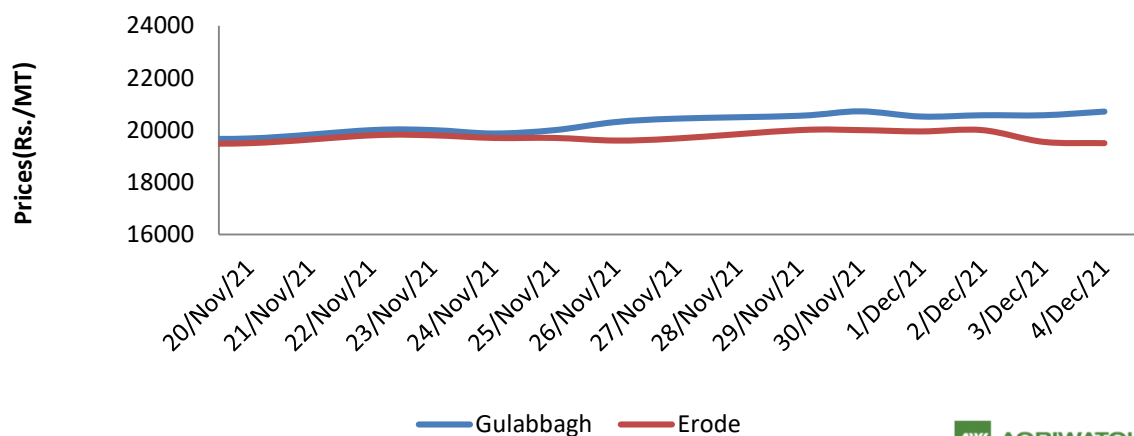
In the November'21 USDA report, Canada rapeseed production remain unchanged at 13 million tonnes compared to previous month Vs 19.48 MMT last year. Mustard prices likely to underpinned by, firm demand, declining stock and arrival, and strength in CME canola futures due to lower production due to prolonged heatwave in Canada which resulted in lower production.

Wheat, Mill Delivery



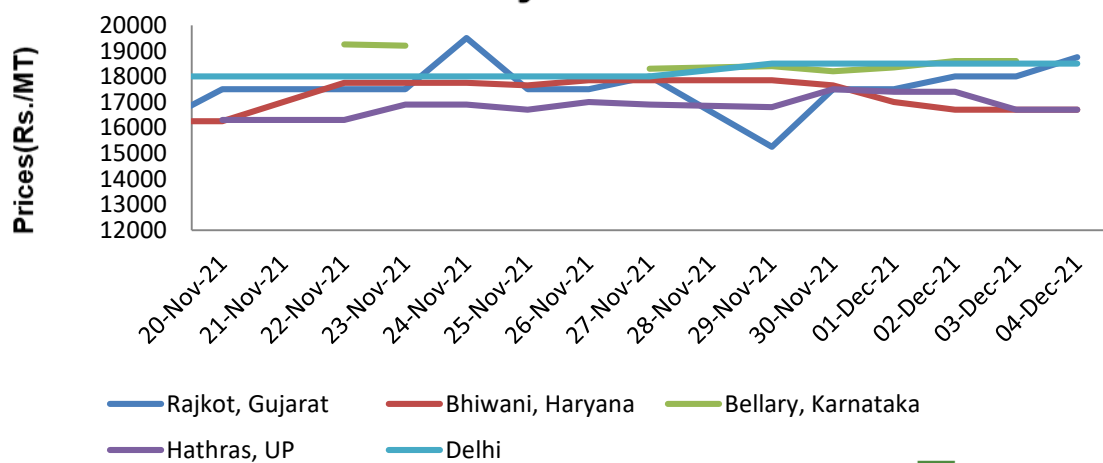
AW AGRIWATCH

Maize



AW AGRIWATCH

Bajra



AW AGRIWATCH

Source: Agriwatch (Prices: Maize-Industrial/Feed Grade: Narela Market, Wheat Mill Delivery)

Sources revealed that Maize in Nizamabad market is being traded between Rs. 1,800 - Rs. 1,850 per quintal. Loose Maize in market of Davangere, Karnataka is being traded at Rs. 1,750 per quintal. Maize for poultry feed purpose is being supplied to Hyderabad at Rs. 1,950 per quintal sourced from Nizamabad.

Corn on CBOT fell by 3.35 USD/MT to 225.19USD/MT for December '21 contract as compared to previous week. However, Agriwatch expects that Corn on CBOT would be supported by corn demand for the purpose of ethanol production and poultry as well. U.S. Maize exports have reached to 96.46 MMT for the 2021-22 marketing year, with the exports of 9.38 MMT for the period of (19th Nov – 25th Nov) 2021, exports were up by 1 percent from the previous week and up 5 percent from the prior 4-week average, to the destinations like Mexico (382,400 MT), China (138,000 MT), Japan (118,500 MT), Colombia (110,800 MT), and Canada (49,000 MT).

Wheat prices were trading almost steady in these four markets since last four weeks. The market is expected to stay in the range bound with mixed bias in coming week.

Outlook: Feed prices are expected to feature in a range bound zone with firm bias in coming week.

Annexure
Oil Meal Prices at Key Spot Markets:
Soy DOC Rates at Different Centers

Centers	Ex-factory rates (Rs/ton)		
	04-Dec-21	29-Nov-21	Parity To
Indore - 45%, Jute Bag	57000	53000	Gujarat, MP
Kota - 45%, PP Bag	60200	56500	Rajasthan, Del, Punjab, Haryana
Dhulia/Jalna - 45%, PP Bag	61000	58500	Mumbai, Maharashtra
Nagpur - 45%, PP Bag	61500	57500	Chattisgarh, Orissa, Bihar, Bangladesh, AP, Kar, TN
Nanded	59500	59000	Andhra, AP, Kar, TN
Latur	63000	56000	-
Sangli	59000	56500	Local and South
Solapur	55000	54000	Local and South
Akola – 45%, PP Bag	58000	55000	Andhra, Chattisgarh, Orissa, Jharkhand, WB
Hingoli	58000	58000	Andhra, Chattisgarh, Orissa, Jharkhand, WB
Bundi	60000	56300	-

International Soy DOC			
Argentina FOB USD/MT	03-Dec-21	27-Nov-21	Change
Soybean Pellets	410	388	22
Soybean Cake Flour	410	388	22
Soya Meal	-	-	-
Soy Expellers	-	-	-
Sunflower (DOC) Rates	Ex-factory rates (Rs/ton)		
Centers	04-Dec-21	29-Nov-21	Change
Adoni	28000	28000	Unch
Khamgaon	-	-	-
Parli	-	-	-
Latur	27000	27000	Unch

Groundnut Meal (Rs/MT)	04-Dec-21	29-Nov-21	Change
Basis 45%, Saurashtra	44000	42500	1500
Basis 40%, Saurashtra	39000	40000	-1000
GN Cake, Gondal	44000	44000	Unch

Mustard DOC/Meal	04-Dec-21	29-Nov-21	Change
Jaipur (Plant delivery)	24600	25600	-1000
Kandla (FOR Rs/MT)	25800	26800	-1000

Maize Spot Market Prices (Rs. /Quintal)

Market	Grade	03-Dec-21	26-Nov-21	02-Nov-21	02-Dec-20	03-Dec-19
Delhi	Hybrid	1950	1850	1850	1600	2100
Davangere	Loose	1720	1750	1650	1400	1950
Nizamabad	Bilty	1800	1850	Closed	1500	2000
Ahmedabad	Feed	1900	1900	Closed	1500	2100
	Starch	1880	1900	Closed	1500	2150

FOB, C&F – Maize at Various Destinations (USD/ton)

As on 30.11.2021	Argentina	Brazil	US	India
FOB	253.00	262.00	275.00	268.90
Cost and Freight	303.00	317.00	335.00	303.90

Soy Meal Exports (In MT):

<u>Month</u>	<u>2016</u>	<u>2017</u>	<u>2018</u>	<u>2019</u>	<u>2020</u>	<u>2021</u>
Jan	7707	155160	105678	86378	41726	283167
Feb	1127	207977	73816	132375	20309	247085
Mar	430.1	107059	39209	193920	61499	146379
Apr	12295	124374	68264	40829	25940	39750
May	10400	48900	76026	53272	46614	52434
Jun	17930	45975	104088	62524	56638	25918
Jul	12270	80797	63747	76558	61957	26725
Aug	10615	87668	59643	95450	58190	10975
Sep	12210	102212	45388	35268	68576	5831
Oct	31390	71425	150388	63800	120290	14538*
Nov	97750	207630	186409	69415	198776	
Dec	241250	168865	170588	72233	251221	
Total	455374.1	1408042	1143244	982022	1011736	838264

Feed Ingredient Prices at a Glance						
Commodity	State	Variety	Centre	04-Dec-21	26-Nov-21	Change
Bajra	Karnataka	Hybrid	Bellary	NA	NA	-
		Hybrid	Bangalore	2100	2150	-50
Jowar	Karnataka	White	Bangalore	2300	2300	Unch
		White	Bellary	2800	2800	Unch
Maize	Karnataka	Yellow	Davangere	1850	1850	Unch
	Telangana	Yellow	Nizamabad	1800	1850	-50
Rice	Haryana	IR8	Karnal	3100	3000	100
		Parmal Raw	Karnal	2750	2600	150
Soy meal	Madhya Pradesh	DOC	Indore	5700	5400	300
	Maharashtra	DOC	Sangli	5900	5800	100
Sunflower Meal	Andhra Pradesh	Ex-factory	Adoni	2800	2800	Unch
Mustard	Rajasthan	Plant delivery	Jaipur	2600	2600	Unch
Groundnut Meal	Gujarat	GN Cake	Gondal	3900	4100	-200
Cottonseed Oil Cake	Gujarat	Ex- Mandi	Kadi	2724	2698	26
Cottonseed Oil Cake	Maharashtra	Ex- Mandi	Akola	2762	2575	187
Note: Prices Rs./Qtl						

Disclaimer

The information and opinions contained in the document have been compiled from sources believed to be reliable. The company does not warrant its accuracy, completeness and correctness. Use of data and information contained in this report is at your own risk. This document is not, and should not be construed as, an offer to sell or solicitation to buy any commodities. This document may not be reproduced, distributed or published, in whole or in part, by any recipient hereof for any purpose without prior permission from the Company. IASL and its affiliates and/or their officers, directors and employees may have positions in any commodities mentioned in this document (or in any related investment) and may from time to time add to or dispose of any such commodities (or investment). Please see the detailed disclaimer at <http://www.agriwatch.com/disclaimer.php> © 2021 Indian Agribusiness Systems Ltd.