

Contents:

- ❖ **Summary**
- ❖ **Trend – Raw Material, Feed**
- ❖ **Outlook**
- ❖ **Annexure– Prices**

Summary

Maize would trade steady to firm due to decreased arrivals, also predicted late Rabi arrivals along with expectation of increase in demand as per seasonality trend would lead to rise in prices during mid-Jan to mid-Feb, till new rabi arrivals start.

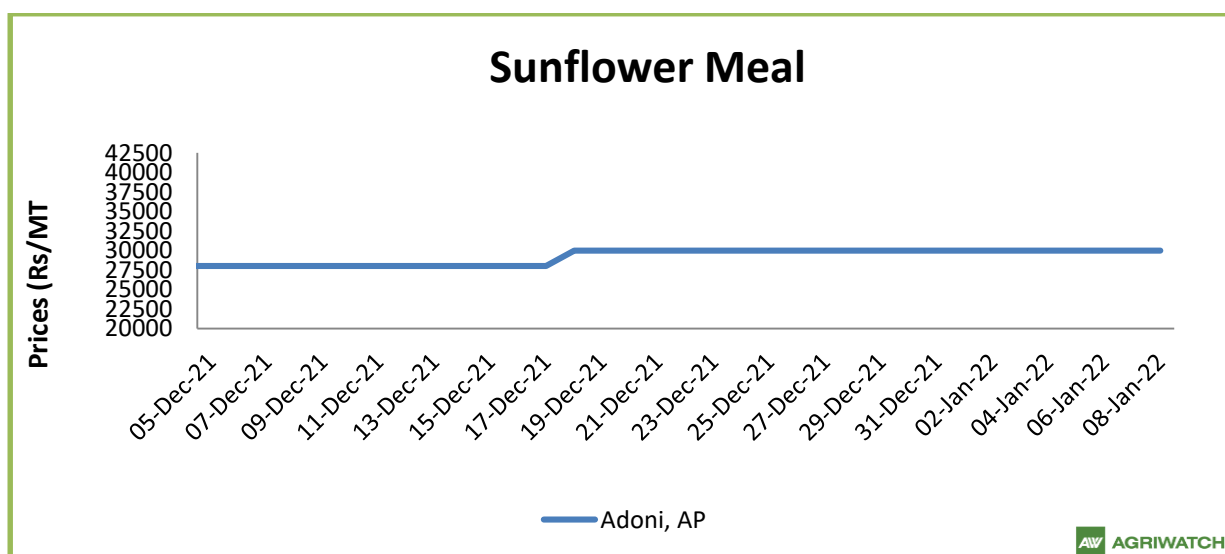
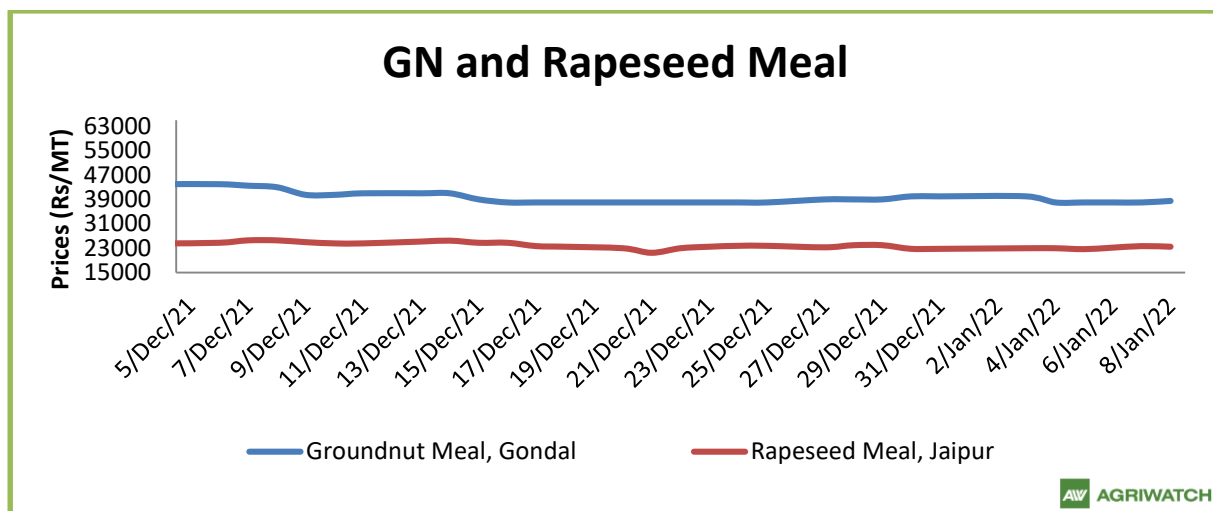
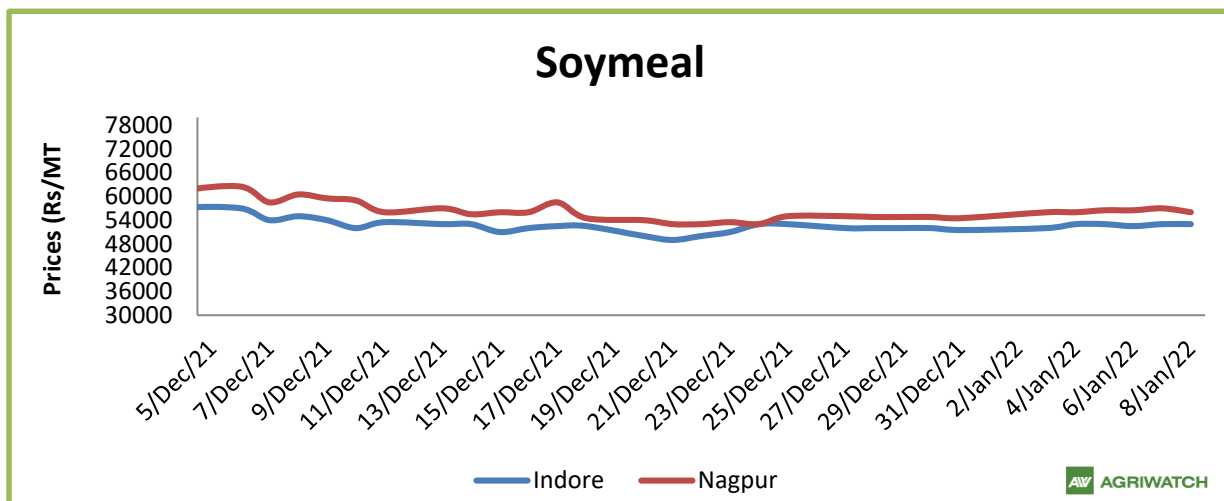
The Cottonseed Oil Cake prices have increased around 5-8 percent in Akola and Kadi market. Prices were Rs. 3233 and Rs. 3145 per quintal respectively. Cottonseed oil prices this week were 1-2 percent higher at Rs. 1188 per quintal in Rajkot and Rs. 1178 per quintal in Hyderabad market. The cotton arrivals have also improved last week in the local market. Prices of raw cotton have crossed Rs. 10,000 per quintal mark in Rajkot.

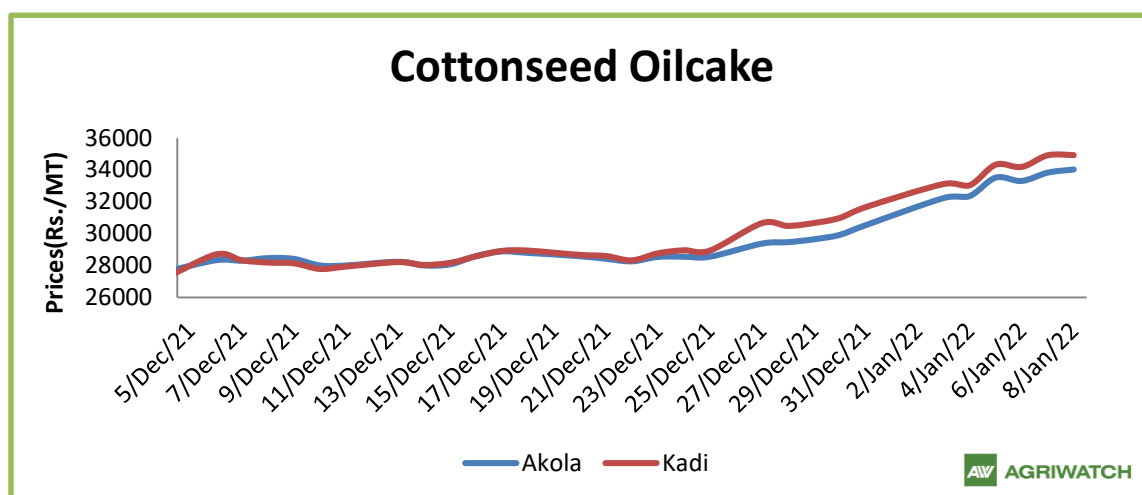
During the week of January 01 to 08, 2021, the weekly average price in India was up by 0.48 percent at Rs. 2144.82 per quintal against Rs. 2134.83 per quintal the previous week. Also, wheat average prices increased by 10.93 percent from Rs. 1933.46 per quintal same time last year. On the 08th January 2022, the price of wheat in Khanna market for mill delivery was Rs. 2040 per quintal which is 2% higher than Rs. 2000 per quintal the previous week. The market is moving with steady to slightly firm bias in most of the major markets as the arrivals has been on lower side. The government tenders are lower which along with unavailability of trucks for transport of wheat stocks is supporting the market. As of 07th January 2022, wheat sowing was done in 333.97 lakh hectares down by 5.84 lakh hectares from 339.81 lakh hectares the previous year during corresponding period. In Madhya Pradesh, sowing was done in around 90.54 lakh hectares down by 1.14 lakh hectares from 91.68 lakh hectares the previous year as per ministry of agriculture. In Madhya Pradesh, the acreage is down due to shifting of wheat area to other crops like Mustard. Completed in Punjab and other northern states. As per sources, 8.97 lakh tonnes of wheat were exported from India during the month of November 2021 at an average FOB of \$320.67 per tonne. Bangladesh continues to be the largest importer of Indian wheat with 4.45 lakh tonnes followed by Philippines with 1.56 lakh tonnes of wheat. During the week ending 31st December, approximately 0.33 MT of wheat was sold by FCI which is up by 22.22 percent from 0.27 lakh tonnes during the week ending at 24th December. In Punjab, 0.19 MT of wheat was sold against 0.14 MT sold the previous week. Due to offseason going and lower arrivals expected in coming days which along with good export demand expected in coming days can support the market. Though free ration scheme till March 2022 can limit domestic consumption which can prevent a major rise in the prices. Also, with increase in the omicron scare and delays in operations of ports, we can expect the container prices to rise in coming days.

Soymeal prices are likely to trade range bound amid subdued soymeal export demand due to incompetitive price in global markets. The soy meal prices (Indore) are likely to feature range-bound movement between Rs. 50,000 – 55,000 /MT.

Rapeseed-mustard is expected to rebound from lower level on weather concern and there is less arrival in madis. The seed prices are likely to trade in the range between 7500 – 8,000/Qtl. in short-run.

Trend – Raw Material, Feed





Source: AgriWatch

Soy meal

This week Indore weekly average soymeal price remained firm as compared to previous week followed by strength in soybean prices.

The weekly average prices of soymeal at Indore increased by 2% to Rs 52,750 /MT and was quoted between Rs 51,500 – 52,000/MT throughout the week. This compares with previous week's average of Rs 51,900/MT. Soymeal prices remained firm tracking strength in soybean prices and CBOT. Weekly average prices at various centers also remained firm compared to last week. At Latur, the weekly average soymeal prices increased by 2% to Rs. 57,583/MT compared to Rs. 56,600 /MT a week ago, in Nanded it was quoted 1% low at Rs. 56,000/MT compared to Rs. 56,500 /MT a week ago. In Kota the meal prices went up by 1% to Rs. 55,083/MT compared to Rs. 54,700/MT previous week.

According to USDA November'21 report, world 2021/22 soymeal production is estimated higher at 258.51 million tonnes vs 248.13 million tonnes against last year record. India's 2021-22 soymeal production pegged at 5.06 MMT vs 4.90 MMT in 2020-21. According to Solvent Extractor Association of India, India's November'2021 soymeal exports declined by 78% to 42,951 metric tonnes compared to 1,98,776 metric tonnes in the same period last year. Further, the soymeal shipments too declined by 66% to 2,19,077 metric tonnes in aggregate, during the months (April-Nov.) of financial year 2020-21 compared to 6,36,981 metric tonnes during the corresponding period last year.

Additionally, Export of oilmeals for the month of November'2021 was provisionally reported at 1,62,442 tons compared to 3,32,336 tons last year same period i.e., down by 51%.

The overall export of oilmeals during April – Nov'2021 is reported at 15,96,131 tons compared to 19,51,558 tons i.e., down by 18%. Currently India is outpriced for soybean meal export as Ex. Kandla is quoted at US\$ 714/MT against Brazil origin US\$ 459/MT and Argentina US\$ 454/MT, USA US\$ 505/MT. India's Soymeal export is likely to remain slack in next few months due to higher prices.

Department of Consumer Affairs, Food and Public Distribution has imposed stock limit on soymeal till June 30, 2022. Soymeal millers, processors or plants are allowed to hold stocks only up to 90 days of production, the limits were imposed after amending the Essential Commodities Act of 1955 to include soymeal in the category. As per sources, farmers are willing to hold more soybean anticipating higher prices in the future. As a result, sale to soy processors remained low. October crush total was 37% below last year's, according to SOPA and is expected to remain below normal in November. Soybean meal prices are expected to continue trade range bound with firm bias tracking firmness in soybean prices in near term.

Rapeseed - Mustard Seed

This week RM seed prices rebounded from lower level amid tight arrival and weather concern in few pockets of Rajasthan, Madhya Pradesh and Uttar Pradesh. Additionally ICE Canola too underpinned the domestic RM seed prices.

Rapeseed Mustard weekly average price rebounded by 1.4% to Rs.7,633/Qtl, as compared to Rs 7,528/Qtl last week. The market made a low of 7,438 and high of 7,813 during the week. In Sri Ganganagar, the weekly average prices of rapeseed oilcake too went up by 0.60% to Rs 2,904/Qtl from previous week at Rs. 2,887/qtl. This week in Rajasthan, total mustard arrival stood at 2.95 lakh bags as compared to previous week at 3.35 lakh bags. As per Agriwatch estimates, till 31st Dec'21 78.3 lakh tonne crushing has been completed. There is no procurement by NAFED and HAFED. Ending stock is estimated at 3.2 lakh tonne.

According to Solvent extractors association of India, India's exports for rapeseed meal during April-Nov'2021 was down 10% at 7,00,613 metric tonnes compared to 7,74,849 metric tonnes during the same period previous marketing season. The export of rapeseed meal in November'21 is reported at 42,383 metric tonnes against last year 45,050 metric tonnes during the same period i.e. down by 6%. According to GOI, as on 31st Dec, All India Mustard sowing is up by 22.5% at 88.54 Lakh Ha compared with 72.30 Lakh Ha last year.

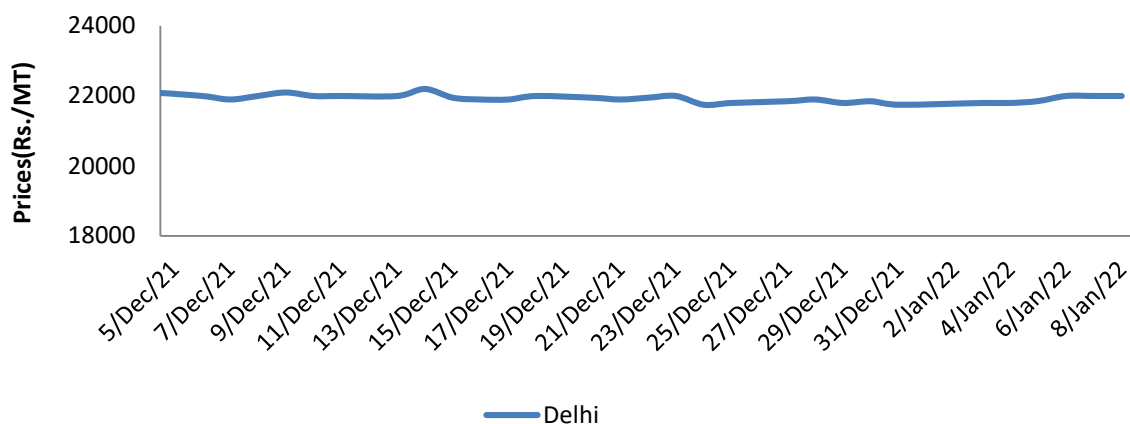
According to Central Organization for Oil Industry and Trade (COOIT) production of the mustard to increase to a record 100-110 lakh tonnes this season. As per sources, hailstorm in few pockets of Jhalawar, Kota and western Uttar Pradesh have caused mild damage to mustard flower, overall crop condition seems good. Mustard sowing expected to end with 18-20% increase in acreage as farmers are opting mustard over other crops amid lucrative prices.

Rajasthan govt. has imposed stock limit on oil seeds and edible oils on 26th Nov'21 till 31st March 22. Stock limit for Mustard seed, Toria, Taramira and Rayda for whole sellers is 2000 Qtl and retail trader oilseed storage limit pegged at 100 Qtl.

USDA in its December'21 report, Canada canola production estimates pegged at 12.6 MMT Vs 19.48 MMT previous year, China at 14 MMT Vs 14 MMT last year, EU at 17.25 MMT Vs 16.28 MMT previous year. According to USDA December'21 report, Canada canola exports estimated down to 5.3 MMT Vs 10.51 MMT last year.

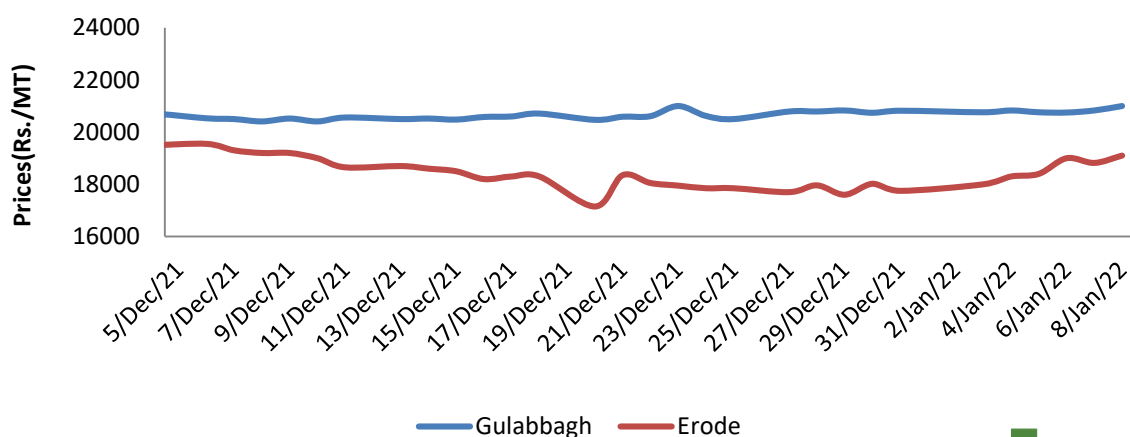
Lower canola production in Canada has disrupted exports and major importers likely turn to Australia to offset displaced imports.

Wheat, Mill Delivery



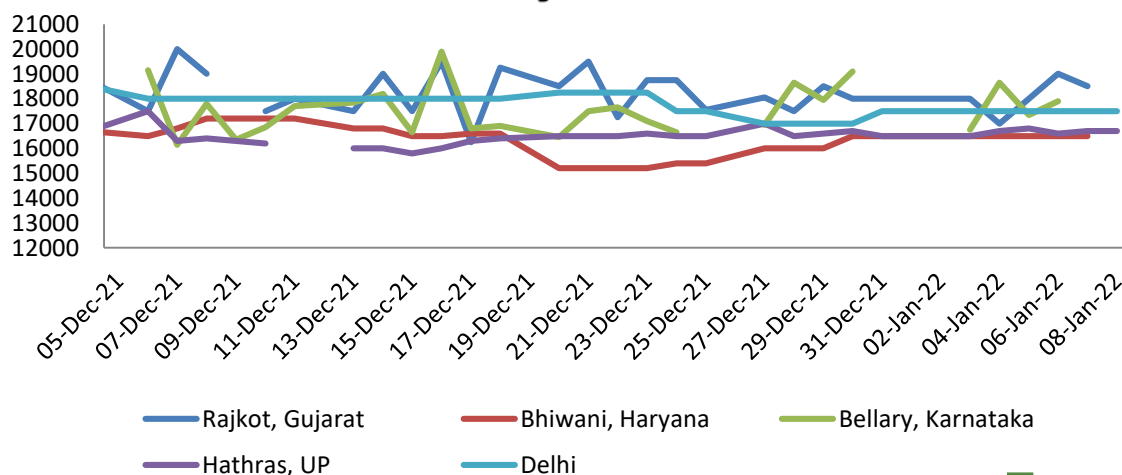
AW AGRIWATCH

Maize



AW AGRIWATCH

Bajra



AW AGRIWATCH

Source: Agriwatch (Prices: Maize-Industrial/Feed Grade: Narela Market)

Sources revealed that maize in Nizamabad market is being traded at Rs. 1,850 per quintal. Loose maize in market of Davangere, Karnataka is being traded at Rs. 1,600 per quintal. Stockiest demand seems to be active at Rs. 1,800 per quintal of godown delivery rate in Davangere.

Corn on CBOT increased by 4.23 USD/MT to 238.87 USD/MT for December '21 contract as compared to previous week. Agriwatch expects that Corn on CBOT would be supported in coming future by the forecast of dry weather conditions in Brazil and Argentina.

U.S. Maize exports have reached to 136.67 MMT for the 2021-22 marketing year, with the exports of 9.21 MMT for the period of (24th Dec – 30th Dec) 2021, exports were up by 7 percent from the previous week but down by 2 percentage from the prior 4-week average, to the destinations like Japan (221,100 MT), Mexico (210,500 MT), Colombia (179,500 MT), China (135,100 MT), and Canada (113,400 MT). Agriwatch expects that dry weather related conditions in Brazil and Argentina could provide support to U.S corn exports.

Of the four markets, the average prices remains steady to slightly of Delhi and Ahmedabad while the prices were slightly lower in Indore and Kota market. In Delhi, the prices were up by 0.55 percent while in Ahmedabad market it was up by 0.19 percent. In Indore market, prices fell by 0.67 percent while in Kota market the prices were down by 0.24 percent.

Outlook: Feed prices are expected to feature in a range bound zone with mixed bias in coming week.

Annexure
Oil Meal Prices at Key Spot Markets:
Soy DOC Rates at Different Centers

Centers	Ex-factory rates (Rs/ton)		
	08-Jan-22	03-Jan-22	Parity To
Indore - 45%, Jute Bag	53000	52000	Gujarat, MP
Kota - 45%, PP Bag	55000	53700	Rajasthan, Del, Punjab, Haryana
Dhulia/Jalna - 45%, PP Bag	58000	57000	Mumbai, Maharashtra
Nagpur - 45%, PP Bag	56000	56000	Chattisgarh, Orissa, Bihar, Bangladesh, AP, Kar, TN
Nanded	56000	55000	Andhra, AP, Kar, TN
Latur	56000	55000	-
Sangli	56000	57500	Local and South
Solapur	54500	54300	Local and South
Akola – 45%, PP Bag	56348	55304	Andhra, Chattisgarh, Orissa, Jharkhand, WB
Hingoli	53000	53000	Andhra, Chattisgarh, Orissa, Jharkhand, WB
Bundi	57000	57000	-

International Soy DOC			
Argentina FOB USD/MT	07-Jan-22	31-Dec-21	Change
Soybean Pellets	470	453	17
Soybean Cake Flour	470	453	17
Soya Meal	NR	-	-
Soy Expellers	NR	-	-
Sunflower (DOC) Rates	Ex-factory rates (Rs/ton)		
Centers	08-Jan-22	03-Jan-22	Change
Adoni	30000	30000	Unch
Khamgaon	NA	-	-
Parli	NA	-	-
Latur	29500	29000	500

Groundnut Meal (Rs/MT)	08-Jan-22	03-Jan-22	Change
Basis 45%, Saurashtra	37500	38000	-500
Basis 40%, Saurashtra	32000	34000	-2000
GN Cake, Gondal	38500	40000	-1500

Mustard DOC/Meal	08-Jan-22	03-Jan-22	Change
Jaipur (Plant delivery)	23500	23000	500
Kandla (FOR Rs/MT)	24000	23700	300

Maize Spot Market Prices (Rs. /Quintal)

Market	Grade	08-Jan-22	31-Dec-21	08-Dec-21	07-Jan-21	08-Jan-20
Delhi	Hybrid	1900	1900	1925	1500	2200
Davangere	Loose	1600	1600	1680	1300	NA
Nizamabad	Bilty	1850	1850	1850	1450	NA
Ahmedabad	Feed	1850	1900	1900	1500	2100
	Starch	1880	1910	1900	1525	2100

FOB, C&F – Maize at Various Destinations (USD/ton)

As on 05.01.2022	Argentina	Brazil	US	India
FOB	265.00	280.00	281.77	271.10
Cost and Freight	315.00	335.00	341.77	306.10

Soy Meal Exports (In MT):

Month	2016	2017	2018	2019	2020	2021
Jan	7707	155160	105678	86378	41726	283167
Feb	1127	207977	73816	132375	20309	247085
Mar	430.1	107059	39209	193920	61499	146379
Apr	12295	124374	68264	40829	25940	39750
May	10400	48900	76026	53272	46614	52434
Jun	17930	45975	104088	62524	56638	25918
Jul	12270	80797	63747	76558	61957	26725
Aug	10615	87668	59643	95450	58190	10975
Sep	12210	102212	45388	35268	68576	5831
Oct	31390	71425	150388	63800	120290	14538*
Nov	97750	207630	186409	69415	198776	
Dec	241250	168865	170588	72233	251221	
Total	455374.1	1408042	1143244	982022	1011736	838264

Feed Ingredient Prices at a Glance						
Commodity	State	Variety	Centre	10-Jan-22	31-Dec-21	Change
Bajra	Karnataka	Hybrid	Bellary	NA	NA	-
		Hybrid	Bangalore	2500	2500	Unch
Jowar	Karnataka	White	Bangalore	2500	2500	Unch
		White	Bellary	NA	NA	-
Maize	Karnataka	Yellow	Davangere	1700	1700	Unch
	Telangana	Yellow	Nizamabad	1850	1850	Unch
Rice	Haryana	IR8	Karnal	3100	3100	Unch
		Parmal Raw	Karnal	2750	2750	Unch
Soy meal	Madhya Pradesh	DOC	Indore	5300	5150	150
	Maharashtra	DOC	Sangli	5600	5450	150
Sunflower Meal	Andhra Pradesh	Ex-factory	Adoni	3000	3000	Unch
Mustard	Rajasthan	Plant delivery	Jaipur	2350	2280	70
Groundnut Meal	Gujarat	GN Cake	Gondal	3850	4000	-150
Cottonseed Oil Cake	Gujarat	Ex- Mandi	Kadi	3493	3167	326
Cottonseed Oil Cake	Maharashtra	Ex- Mandi	Akola	3402	3053	349
Note: Prices Rs./Qtl						

Disclaimer

The information and opinions contained in the document have been compiled from sources believed to be reliable. The company does not warrant its accuracy, completeness and correctness. Use of data and information contained in this report is at your own risk. This document is not, and should not be construed as, an offer to sell or solicitation to buy any commodities. This document may not be reproduced, distributed or published, in whole or in part, by any recipient hereof for any purpose without prior permission from the Company. IASL and its affiliates and/or their officers, directors and employees may have positions in any commodities mentioned in this document (or in any related investment) and may from time to time add to or dispose of any such commodities (or investment). Please see the detailed disclaimer at <http://www.agriwatch.com/disclaimer.php> © 2021 Indian Agribusiness Systems Ltd.

