

FEED INGREDIENTS WEEKLY REPORT

Contents:

- ❖ Summary
- ❖ Trend – Raw Material, Feed
- ❖ Outlook
- ❖ Annexure– Prices

Summary

An overall range bound to slightly firm movement witnessed in Maize prices across the major spot markets of the country, on the account of reduced supply to markets. Average weekly prices at Gulab Bagh market in Bihar were down by around 1% at Rs. 2654 per quintal as compared to previous week's average weekly prices of Rs. 2,670 per quintal. Maize prices throughout the week displayed range bound to slightly firm sentiment on the account of slight decline in the demand of Maize from poultry sector particularly in Northern markets of the country as the stockiest are starting to hold the stocks assuming an increase in the price by Rs. 100- Rs. 200 in the coming weeks. However, Davangere is supplying feed Maize to Namakkal in Tamil Nadu and Bengaluru at the delivery rate of Rs. 2,750 per quintal and Rs. 2,650 per quintal respectively. Corn on CBOT rose by 16.83 USD to 246.45 USD per MT for Sep'22 contract, as compared to previous week, on the account fair supply from U.S.

The average price of cottonseed oilcake in the Kadi market has decreased slightly as compared to previous week. Prices in Kadi were at Rs. 2760 per quintal from Rs. 2784 per quintal and in Akola prices were at Rs. 2890 per quintal from Rs. 2896 per quintal the previous week. Prices have fallen mainly because of a slight decrease in demand from the domestic market.

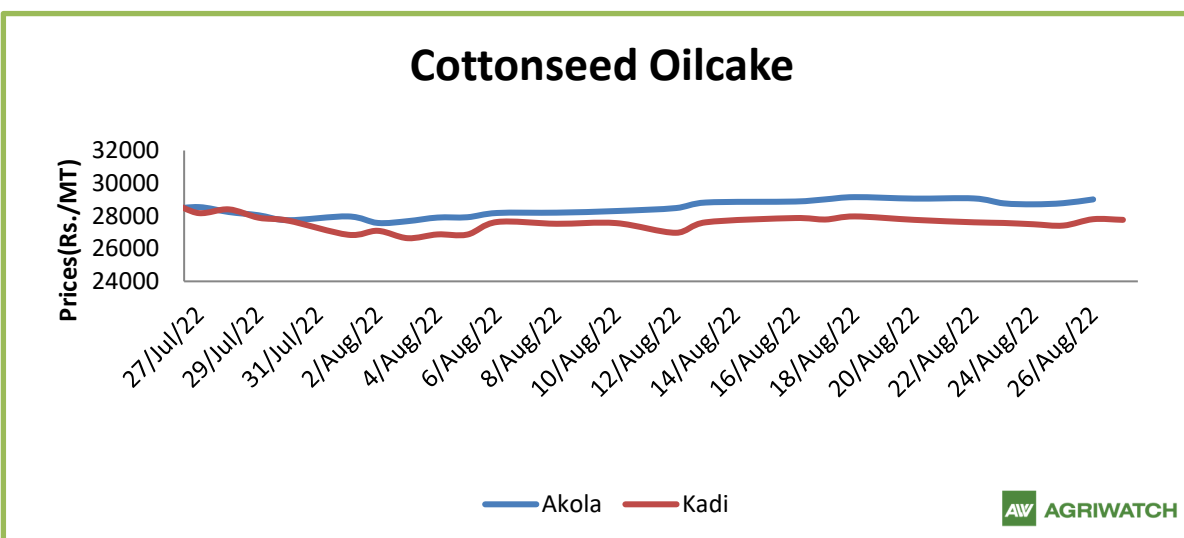
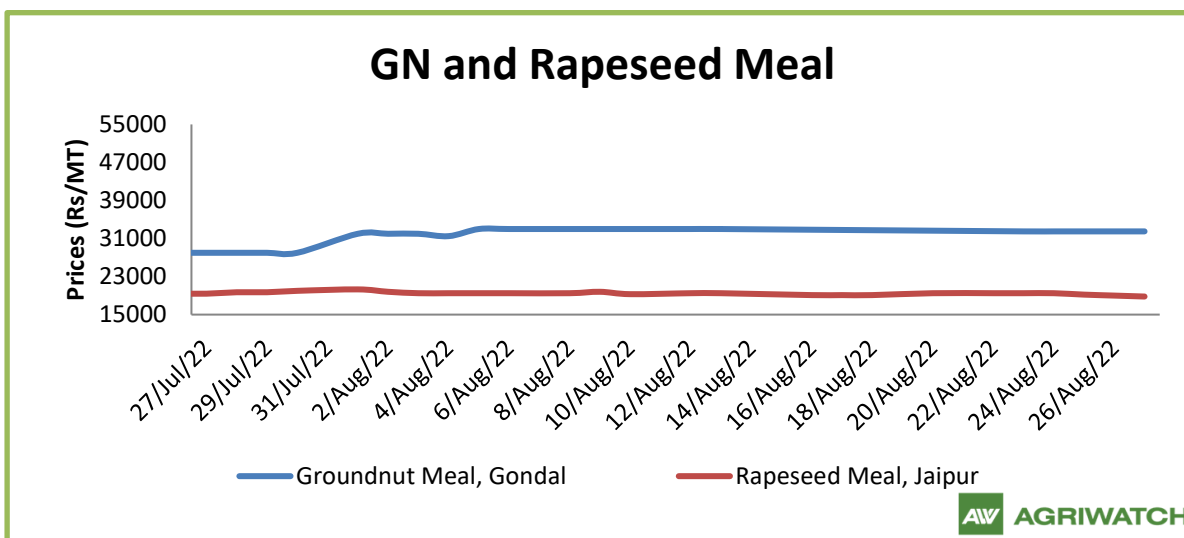
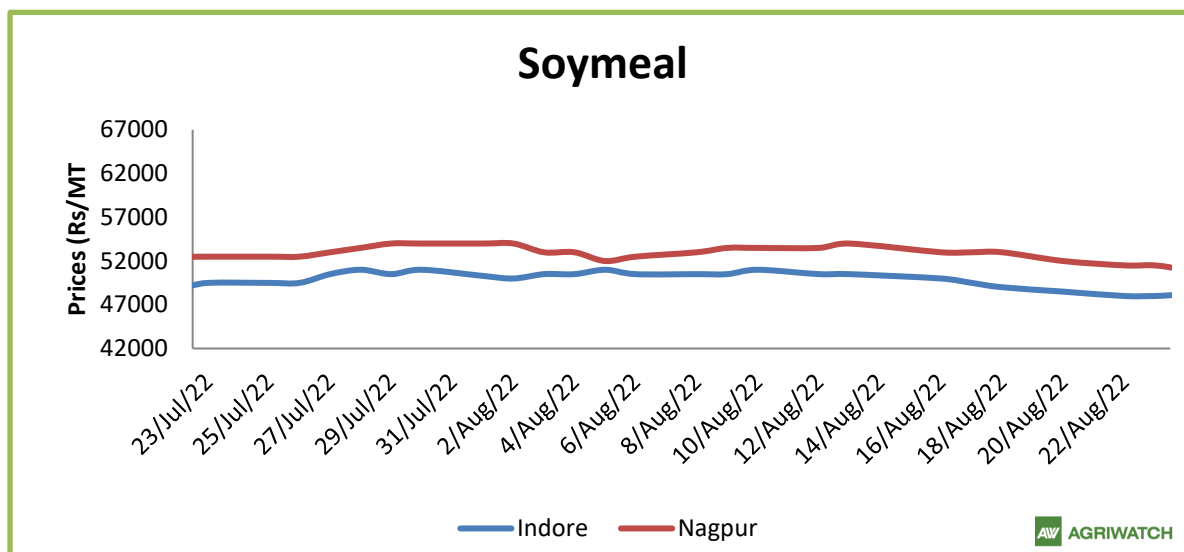
Center	Weekly Average Price as on (Rs/quintal.) *		% Change
	27-Aug-22	22-Aug-22	
Kadi	2760	2784	-0.85
Akola	2890	2896	-0.21

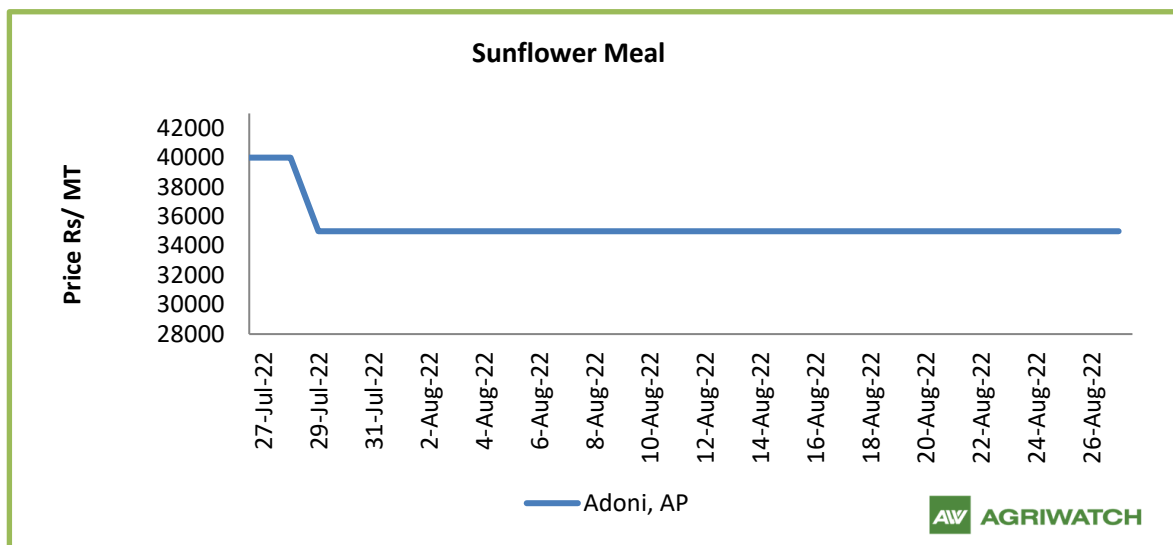
Domestic prices were on lower side due to low domestic demand. In benchmark Kanpur market, prices recorded at Rs.2375 per quintals shows gradual decline as compared previous week. The prices may likely to remain in this range in coming days but prices are likely to recover in coming months on improved demand amid festivities. Government prohibit the export of Wheat products. Amid Notification no.30 Dated: 27 August, 2022 Government prohibit exports of Wheat products. As per this notification released by DGFT (Directorate General of Foreign Trade) the Government put ban on export of Wheat products except for food-deficit nations. Government took this step-in order to control rising prices. Previously, in CCEA (Cabinet Committee of Economic Affairs) meeting which was held on August 25th, cabinet decided to restrict exports of Wheat or meslin flour.

The weekly average prices of Indore soymeal too corrected and went down by 5.3% to INR 47,416/MT as compared to last week at INR 50,083/MT amid weak soymeal export demand and squeeze in crush margin.

During the week under review, Jaipur RM seed weekly average prices remained sideways and went marginally down by 1% to INR. 6,887/qlt amid weak demand from crushers.

Trend – Raw Material, Feed





Source: AgriWatch

Soy meal

During the week under review, Indore Soymeal prices weekly average prices extended previous week loss and went down by 5.3% to INR 47,416/MT as compared to last week at INR 50,083/MT in tandem with soybean prices. Overall, the prices quoted between INR 45,000 – 48,500/MT throughout the week. There is a weak domestic demand from poultry industry amid higher prices as compared to competing meals. Additionally, Indian soymeal export demand is also weak in global market due to higher prices as compared to FOB Argentina SBM. At Nanded, the weekly average prices went down at INR. 53,166/MT compared to INR. 54,375 MT a week ago. In Kota the meal prices were up at INR. 50,383/MT compared to INR. 52,380/MT previous week.

Total oil meal exports in April- July'22 went up by 35% to 12.48 Lakh tonnes vs 9.27 Lakh tonnes previous year same period. However, Soymeal exports went down by 37% to 0.92 Lakh tonnes in April-July'22 Vs 1.46 Lakh tonnes previous year same period. Soymeal exports went down due to over-priced Indian soymeal in the global markets. And during the first four months of the current financial year.

Soymeal Price Outlook for coming week: Soybean meal prices are expected to trade with weak bias tracking weak export demand and squeeze in crush margin and correction in soybean prices ahead of new crop arrival.

Soymeal Indore Price Outlook (INR. /MT)	Previous week 13th Aug'22- 19th Aug'22	Week under review 20th Aug'22- 26th Aug'22	Next week 27th Aug'22- 02 nd Sept'22
Weekly Average Price	49,000-50,500	45,000-48,5000	42,000-45,000

Rapeseed - Mustard Seed

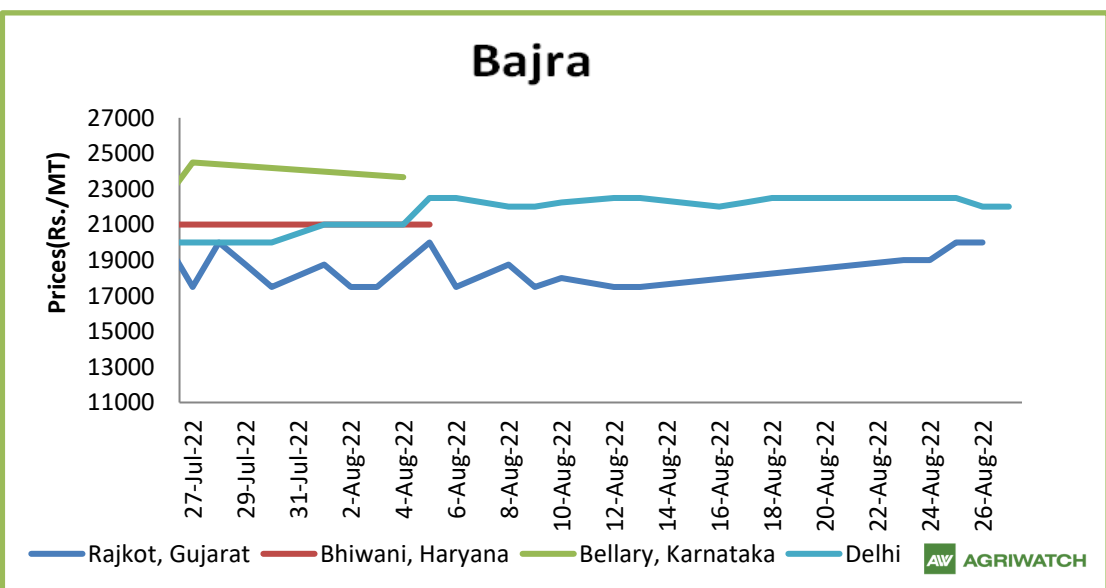
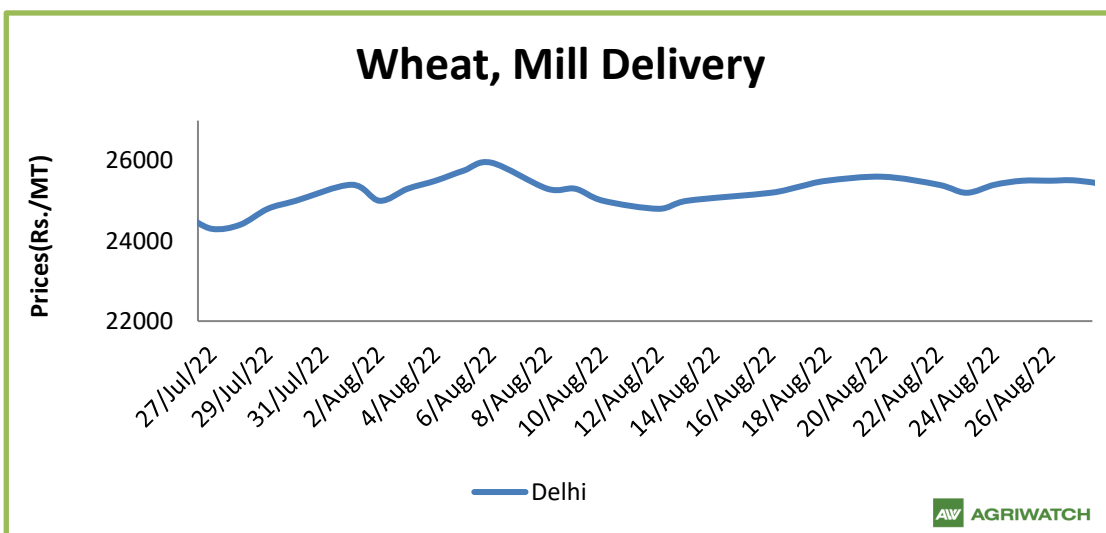
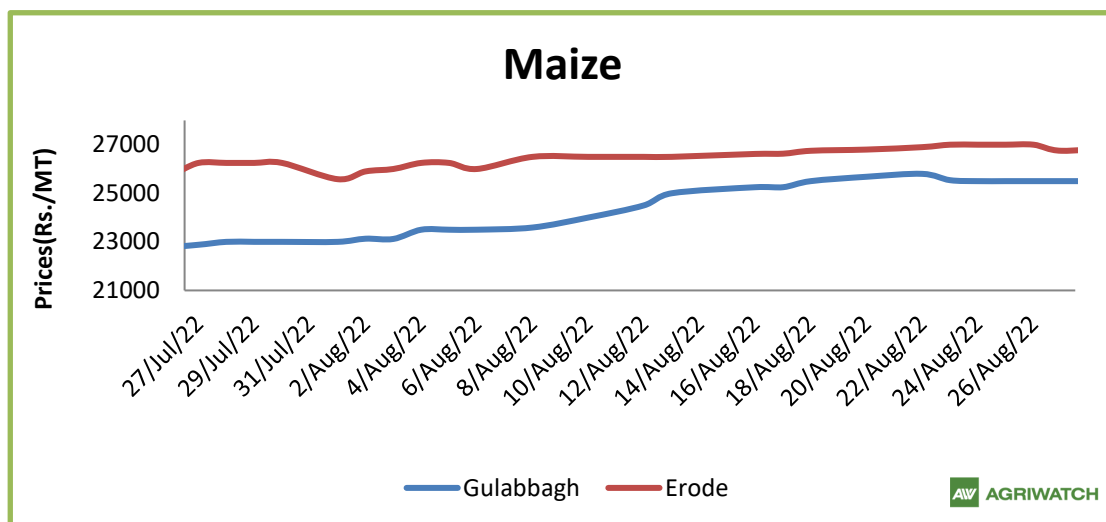
RM seed remained sideways during the week under review, Jaipur RM seed weekly average prices extended previous week loss and went marginally down by 1% to INR. 6,887/ql as compared to INR. 6,968/ql previous week. Prices remained weak amid weak demand from crushers due to disparity. Farmers are still holding stock in anticipation of better prices in future.

All India Arrivals shrank during the week under review, in Rajasthan, total mustard arrivals recorded up by 56% to 5.55 Lakh bags as compared to 3.55 lakh bags previous week. All India arrivals recorded up by 63% to 12.8 Lakh bags Vs 7.85 Lakh bags previous week. There is a significant jump in export of rapeseed meal and reported at 8.53 Lakh tons compared to 4.81 Lakh tons i.e., up by 77%. And in July 22 exports recorded up by 52% to 3.08 Lakh tonnes vs 1.10 Lakh tonnes in the previous year same period. Upon record crop of rapeseed and crushing resulted in the highest processing, availability of rapeseed meal and export. Currently India is the most competitive supplier of rapeseed meal to South Korea, Vietnam, Thailand and other Far East Countries. In Upcoming months too, we expect good exports amid firm demand from South east Asia.

For 2022-23, the area seeded to canola is estimated at 8.7 million hectares (Mha), down 5% from last year, according to Statistics Canada's seeded area survey. Manitoba seeded 1.34 Mha of canola, Saskatchewan 4.61 Mha and Alberta 2.64 Mha. Canola acreage in Manitoba is slightly lower than previous estimates that were based on Statistics Canada's planting intentions survey while Saskatchewan and Alberta planted acreage slightly larger than original intentions.

RM seed Price Outlook for coming week: RM Seed is expected to trade range bound with weak bias amid weak demand from crushers on squeeze in crush margin.

Jaipur RM seed Mandi Price Outlook (INR. /Qtl)	Previous week 13th Aug'22- 19th Aug'22	Week under review 20th Aug'22- 26th Aug'22	Next week 27th Aug'22- 02nd Sept'22
Weekly Average Price	6,938-6,988	6,813-6,913	6,700-6,900



Source: AgriWatch

(Prices: Maize-Industrial/Feed Grade: Narela Market)

As per trade sources, the demand from feed industry and starch industry reportedly remained higher during the week under review. Flow of arrivals have increased in major spot markets with an arrival of 100 tonnes per day in Davangere market; the previously stocked stuff is being released from the warehouses of the country. However, Davangere is supplying feed Maize to Nammakkal in Tamil Nadu and Bengaluru at the delivery rate of Rs. 2,750 per quintal and Rs. 2,650 per quintal respectively.

Mixed sentiments displayed in major mandis. Mill delivery prices traded on higher side except in Indore market on low domestic demand.

Outlook: Feed prices are expected to feature sideways bias in coming week.

Annexure
Oil Meal Prices at Key Spot Markets:

Centers	Ex-factory rates (Rs/ton)		
	26-Aug-22	20-Aug-22	Parity To
Indore - 45%, Jute Bag	45000	48500	Gujarat, MP
Kota - 45%, PP Bag	47700	51500	Rajasthan, Del, Punjab, Haryana
Dhulia/Jalna - 45%, PP Bag	50000	53500	Mumbai, Maharashtra
Nagpur - 45%, PP Bag	49500	52000	Chhattisgarh, Orissa, Bihar, Bangladesh, AP, Kar, TN
Nanded	52000	53500	Andhra, AP, Kar, TN
Latur	50500	54000	-
Sangli	49500	50500	Local and South
Solapur	49500	51500	Local and South
Akola – 45%, PP Bag	46500	49000	Andhra, Chhattisgarh, Orissa, Jharkhand, WB
Hingoli	53000	54000	Andhra, Chhattisgarh, Orissa, Jharkhand, WB
Bundi	47500	51300	-

Soy DOC Rates at Different Centers

International Soy DOC			
Argentina FOB USD/MT	26-Aug-22	20-Aug-22	Change
Soybean Pellets	-	-	-
Soybean Cake Flour	-	-	-
Soya Meal	-	-	-
Soy Expellers	-	-	-
Sunflower (DOC) Rates	Ex-factory rates (Rs/ton)		
Centers	26-Aug-22	20-Aug-22	Change
Adoni	35000	35000	unch
Khamgaon	-	-	-
Parli	-	-	-
Latur	34000	34000	unch

Groundnut Meal (Rs/MT)	26-Aug-22	20-Aug-22	Change
Basis 45%, Saurashtra	32000	Closed	-
Basis 40%, Saurashtra	28000	Closed	-
GN Cake, Gondal	32500	Closed	-

Mustard DOC/Meal	26-Aug-22	20-Aug-22	Change
Jaipur (Plant delivery)	19000	19500	-3%
Kandla (FOR Rs/MT)	19400	20000	-3%

Maize Spot Market Prices (Rs. /Quintal)

Market	Grade	27-Aug-22	20-Aug-22	27-Jul-22	26-Aug-21	26-Aug-20
Delhi	Hybrid	2400	2450	2250	1800	1250
Davangere	Loose	Closed	0	2400	1800	1300
Nizamabad	Bilty	Closed	Closed	2450	1900	1370
Ahmedabad	Feed	2550	Closed	2370	2000	1370
	Starch	2550	Closed	2350	1980	1360

FOB, C&F – Maize at Various Destinations (USD/ton)

Weekly Averages of FOB and C&F Rate to Thailand (\$1= Rs.79.96)				
	Argentina	Brazil	US	India
FOB	286.00	297.00	313.50	353.26
C&F	336.00	352.00	373.50	388.26

Soy Meal Exports (In MT):

<u>Month</u>	<u>2017</u>	<u>2018</u>	<u>2019</u>	<u>2020</u>	<u>2021</u>	<u>2022</u>
Jan	155160	105678	86378	41726	283167	52771
Feb	207977	73816	132375	20309	247085	33760
Mar	107059	39209	193920	61499	146379	23872
Apr	124374	68264	40829	25940	39750	25265
May	48900	76026	53272	46614	52434	18634
Jun	45975	104088	62524	56638	25918	32194
Jul	80797	63747	76558	61957	26725	14618*
Aug	87668	59643	95450	58190	10975	
Sep	102212	45388	35268	68576	5831	
Oct	71425	150388	63800	120290	14538	
Nov	207630	186409	69415	198776	42951	
Dec	168865	170588	72233	251221	43260	
Total	1408042	1143244	982022	1011736	838264	

Feed Ingredient Prices at a Glance (Note: Prices Rs. /Qtl)

			Center	27-Aug-22	20-Aug-22	Change
<u>Commodity</u>	<u>State</u>	<u>Variety</u>				
Bajra	Karnataka	Hybrid	Bellary	-	-	-
		Hybrid	Bangalore	-	-	-
Jowar	Karnataka	White	Bangalore	-	-	-
		White	Bellary	-	-	-
Maize	Karnataka	Yellow	Davangere	-	-	-
	Telangana	Yellow	Nizamabad	-	-	-
Rice	Haryana	IR8	Karnal	3500	3500	Unch
		Parmal Raw	Karnal	4550	4550	Unch
Soy meal	Madhya Pradesh	DOC	Indore	4400	4800	-400
	Maharashtra	DOC	Sangli	4950	5050	-100
Sunflower Meal	Andhra Pradesh	Ex-factory	Adoni	3500	3500	Unch
Mustard	Rajasthan	Plant delivery	Jaipur	1880	1950	-70
Groundnut Meal	Gujarat	GN Cake	Gondal	3250	-	-
Cottonseed Oil Cake	Gujarat	Ex- Mandi	Kadi	2776	2761	15
Cottonseed Oil Cake	Maharashtra	Ex- Mandi	Akola	2901	2906	-5

Disclaimer

The information and opinions contained in the document have been compiled from sources believed to be reliable. The company does not warrant its accuracy, completeness and correctness. Use of data and information contained in this report is at your own risk. This document is not, and should not be construed as, an offer to sell or solicitation to buy any commodities. This document may not be reproduced, distributed or published, in whole or in part, by any recipient hereof for any purpose without prior permission from the Company. IASL and its affiliates and/or their officers, directors and employees may have positions in any commodities mentioned in this document (or in any related investment) and may from time to time add to or dispose of any such commodities (or investment). Please see the detailed disclaimer at <http://www.agriwatch.com/disclaimer.php> © 2022 Indian Agribusiness Systems Ltd.