

# FEED INGREDIENTS WEEKLY REPORT

## *Contents:*

---

- ❖ **Summary**
- ❖ **Trend – Raw Material, Feed**
- ❖ **Outlook**
- ❖ **Annexure– Prices**

## Summary

An overall range bound to slightly firm movement witnessed in Maize prices across the major spot markets of the country, on the account of reduced supply to markets. Average weekly prices at Gulabghat market in Bihar were down by around 1% at Rs. 2654 per quintal as compared to previous week's average weekly prices of Rs. 2,670 per quintal. Maize prices throughout the week displayed range bound to slightly firm sentiment on the account of slight decline in the demand of Maize from poultry sector particularly in Northern markets of the country as the stockists are starting to hold the stocks assuming an increase in the price by Rs. 100- Rs. 200 in the coming weeks. Average weekly prices at Gulabghat market in Bihar were up by around 1% at Rs. 2675 per quintal as compared to previous week's average weekly prices of Rs. 2,654 per quintal. Corn on CBOT rose by 0.09 USD to 246.45 USD per MT for Sep'22 contract, as compared to previous week, on the account of fair supply from U.S.

The average price of cottonseed oilcake in the Kadi market has decreased slightly as compared to previous week. Prices in Kadi were at Rs. 2755 per quintal from Rs. 2760 per quintal and in Akola prices were at Rs. 2843 per quintal from Rs. 2890 per quintal the previous week.

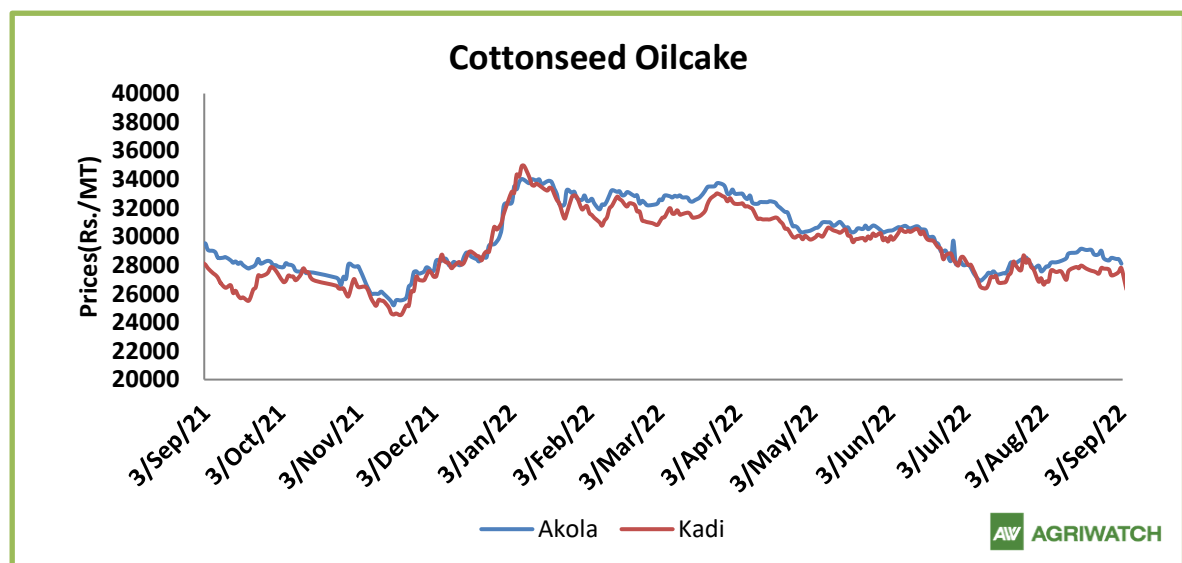
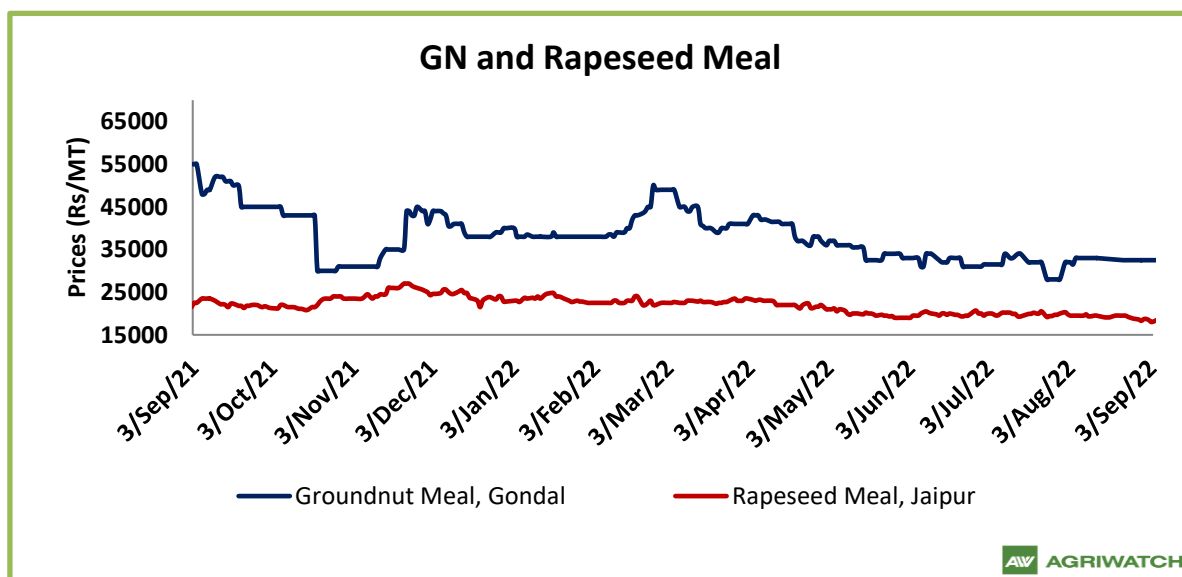
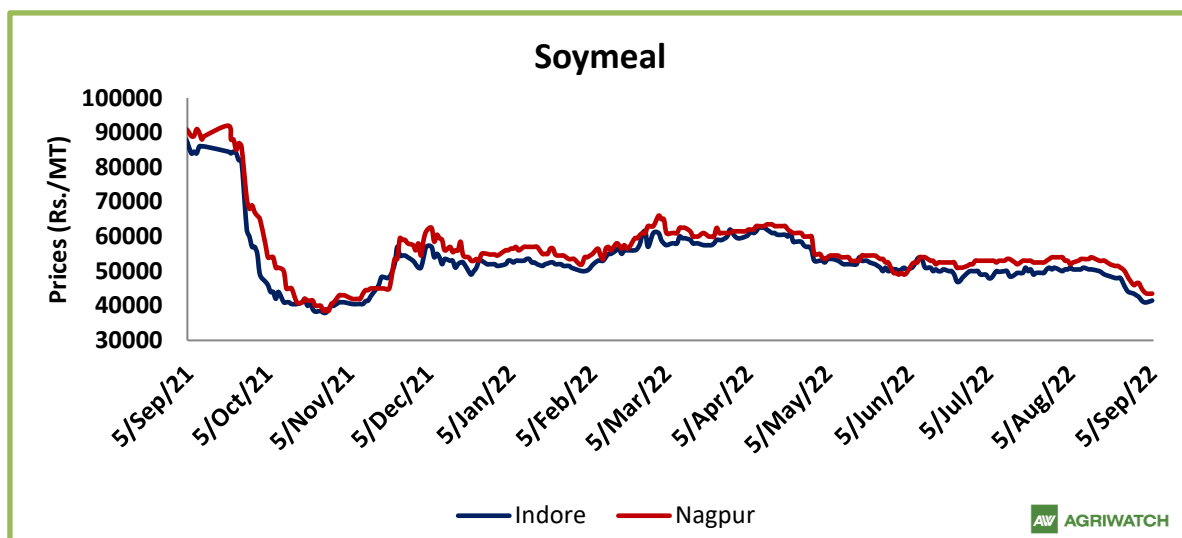
| Center | Weekly Average Price as on (Rs/quintal.) * |           | % Change |
|--------|--|-----------|----------|
|        | 03-Sep-22                                  | 27-Aug-22 |          |
| Kadi   | 2755                                       | 2760      | -0.18    |
| Akola  | 2843                                       | 2890      | -1.62    |

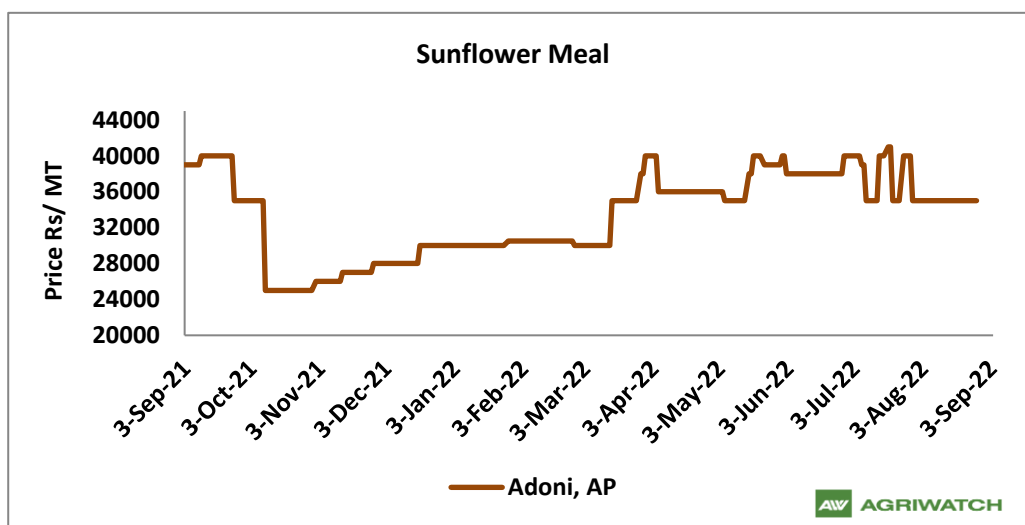
Prices were traded on lower side due to low demand from exporters as well as miller side. In benchmark Kanpur market, prices recorded at Rs.2420 per quintals shows slight decline as compared previous week. The prices remain range bound for few days but are likely to recover in coming weeks on improved domestic demand. Procurement is over now. As of August 31st, procurement number stood at 187.92 LMT down by 56.64% as compared to previous year.

The weekly average prices of Indore soymeal too corrected and went down by 10% to INR 42,583/MT as compared to last week at INR 47,416/MT amid correction in oilseed complex.

During the week under review, Jaipur RM seed weekly average prices went down by 4% to INR. 6,633/mtl amid weak demand from crushers.

**Trend – Raw Material, Feed**





Source: AgriWatch

### Soy meal

During the week under review, Indore Soymeal prices weekly average prices extended previous week loss and went down by 10% to INR 42,583/MT as compared to last week at INR 47,416/MT in tandem with soybean prices. Overall, the prices quoted between INR 41,000 – 44,000/MT throughout the week. There is a weak domestic demand from poultry industry amid higher prices as compared to competing meals. Additionally, Indian soymeal export demand is also weak in global market due to higher prices as compared to FOB Argentina SBM. At Nanded, the weekly average prices went down at INR. 49,916/MT compared to INR. 53,166 MT a week ago. In Kota the meal prices were up at INR. 44,266/MT compared to INR. 50,383/MT previous week.

Total oil meal exports in April- July'22 went up by 35% to 12.48 Lakh tonnes vs 9.27 Lakh tonnes previous year same period. However, Soymeal exports went down by 37% to 0.92 Lakh tonnes in April-July'22 Vs 1.46 Lakh tonnes previous year same period. Soymeal exports went down due to over-priced Indian soymeal in the global markets. And during the first four months of the current financial year.

**Soymeal Price Outlook for coming week:** Soybean meal prices are expected to trade with weak bias tracking weak export demand and squeeze in crush margin and correction in soybean prices ahead of new crop arrival.

| Soymeal Indore Price<br>Outlook (INR. /MT) | Previous week<br>20th Aug'22- 26th Aug'22 | Week under review<br>27th Aug'22- 02nd Sept'22 | Next week<br>03rd Sept'22- 09th Sept'22 |
|--|---|--|---|
| <b>Weekly Average Price</b>                | 45,000-48,5000                            | 41,000-44,0000                                 | 40,000-43,000                           |

### Rapeseed - Mustard Seed

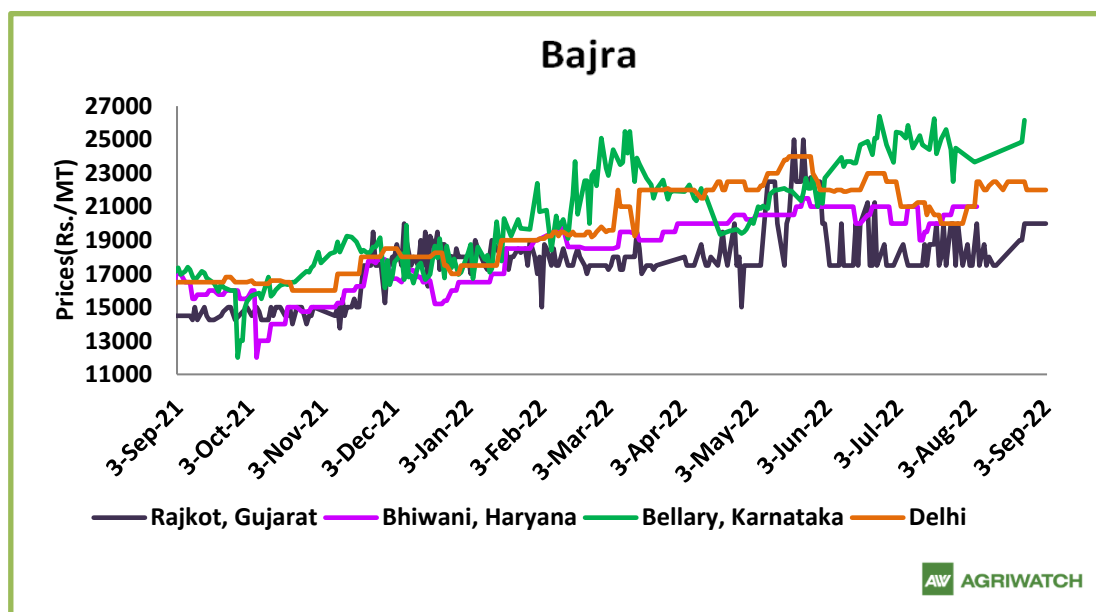
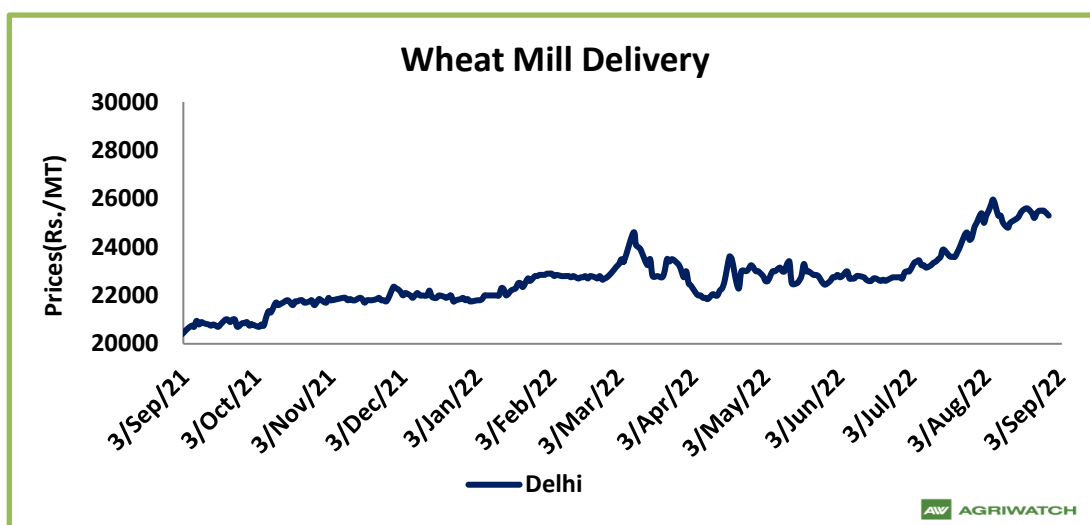
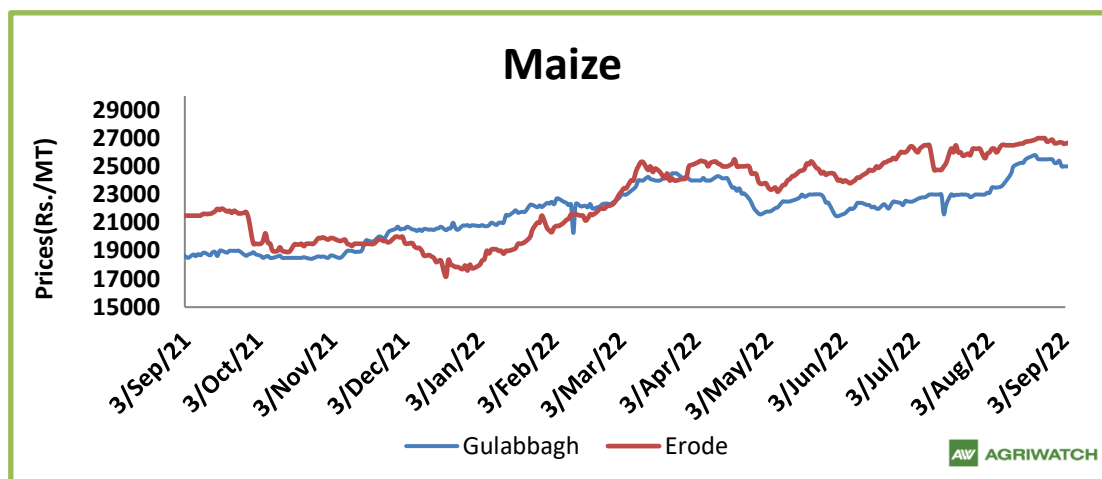
RM seed remained weak during the week under review, Jaipur RM seed weekly average prices extended previous week loss and went marginally down by 4% to INR. 6,633/ql as compared to INR. 6,887/ql previous week amid correction in oilseed complex due to unchanged edible oil tariff rates.

All India Arrivals rebounded during the week under review, in Rajasthan, total mustard arrivals recorded down by 2% to 5.45 Lakh bags as compared to 5.55 lakh bags previous week. All India arrivals recorded up by 6% to 13.55 Lakh bags Vs 12.8 Lakh bags previous week. There is a significant jump in export of rapeseed meal and reported at 8.53 Lakh tons compared to 4.81 Lakh tons i.e., up by 77%. And in July 22 exports recorded up by 52% to 3.08 Lakh tonnes vs 1.10 Lakh tonnes in the previous year same period. Upon record crop of rapeseed and crushing resulted in the highest processing, availability of rapeseed meal and export. Currently India is the most competitive supplier of rapeseed meal to South Korea, Vietnam, Thailand and other Far East Countries. In Upcoming months too, we expect good exports amid firm demand from South east Asia.

**For 2022-23**, the area seeded to canola is estimated at 8.7 million hectares (Mha), down 5% from last year, according to Statistics Canada's seeded area survey. Manitoba seeded 1.34 Mha of canola, Saskatchewan 4.61 Mha and Alberta 2.64 Mha. Canola acreage in Manitoba is slightly lower than previous estimates that were based on Statistics Canada's planting intentions survey while Saskatchewan and Alberta planted acreage slightly larger than original intentions.

**RM seed Price Outlook for coming week:** RM Seed is expected to trade with weak bias amid weak demand from crushers on squeeze in crush margin.

| Jaipur RM seed Mandi<br>Price Outlook (INR. /Qtl) | Previous week<br>20th Aug'22- 26th Aug'22 | Week under review<br>27th Aug'22- 02nd Sept'22 | Next week<br>03rd Sept'22- 09th<br>Sept'22 |
|---|---|--|--|
| Weekly Average Price                              | 6,813-6,913                               | 6,438-6,788                                    | 6,200-6,500                                |



Source: AgriWatch

**(Prices: Maize-Industrial/Feed Grade: Narela Market)**

As per trade sources, the demand from feed industry and starch industry reportedly remained higher during the week under review. Flow of arrivals have decreased in major spot markets with an arrival of 100 tonnes per day in Davangere market; the previously stocked stuff is being released from the warehouses of the country. However, Davangere is supplying feed Maize to Nammakkal in Tamil Nadu and Bengaluru at the delivery rate of Rs. 2,700 per quintal and Rs. 2,600 per quintal respectively.

Steady to slightly weak sentiments displayed in major mandis. Mill delivery prices traded on lower side except in Indore market on low domestic demand.

**Outlook:** Feed prices are expected to feature sideways bias in coming week.

**Annexure**
**Oil Meal Prices at Key Spot Markets:**

| Centers                    | Ex-factory rates (Rs/ton) |           |  |
|----------------------------|---------------------------|-----------|--|
|                            | 02-Sep-22                 | 26-Aug-22 | Parity To  |
| Indore - 45%, Jute Bag     | 41000                     | 45000     | Gujarat, MP  |
| Kota - 45%, PP Bag         | 41700                     | 47700     | Rajasthan, Del, Punjab, Haryana                      |
| Dhulia/Jalna - 45%, PP Bag | 47000                     | 50000     | Mumbai, Maharashtra                                  |
| Nagpur - 45%, PP Bag       | 44000                     | 49500     | Chhattisgarh, Orissa, Bihar, Bangladesh, AP, Kar, TN |
| Nanded                     | 48000                     | 52000     | Andhra, AP, Kar, TN                                  |
| Latur                      | 47500                     | 50500     | -  |
| Sangli                     | 49500                     | 49500     | Local and South                                      |
| Solapur                    | 47000                     | 49500     | Local and South                                      |
| Akola – 45%, PP Bag        | 42000                     | 46500     | Andhra, Chhattisgarh, Orissa, Jharkhand, WB          |
| Hingoli                    | 48500                     | 53000     | Andhra, Chhattisgarh, Orissa, Jharkhand, WB          |
| Bundi                      | 41500                     | 47500     | -  |

**Soy DOC Rates at Different Centers**

| <b>International Soy DOC</b> |                                  |                  |               |
|------------------------------|----------------------------------|------------------|---------------|
| <b>Argentina FOB USD/MT</b>  | <b>02-Sep-22</b>                 | <b>26-Aug-22</b> | <b>Change</b> |
| Soybean Pellets              | -                                | -                | -             |
| Soybean Cake Flour           | -                                | -                | -             |
| Soya Meal                    | -                                | -                | -             |
| Soy Expellers                | -                                | -                | -             |
|                              |                                  |                  |               |
| <b>Sunflower (DOC) Rates</b> | <b>Ex-factory rates (Rs/ton)</b> |                  |               |
| <b>Centers</b>               | <b>02-Sep-22</b>                 | <b>26-Aug-22</b> | <b>Change</b> |
| Adoni                        | 35000                            | 35000            | unch          |
| Khamgaon                     | -                                | -                | -             |
| Parli                        | -                                | -                | -             |
| Latur                        | 34000                            | 34000            | unch          |

| <b>Groundnut Meal (Rs/MT)</b> | <b>02-Sep-22</b> | <b>26-Aug-22</b> | <b>Change</b> |
|-------------------------------|------------------|------------------|---------------|
| Basis 45%, Saurashtra         | 32000            | 32000            | unch          |
| Basis 40%, Saurashtra         | 28000            | 28000            | unch          |
| GN Cake, Gondal               | 32500            | 32500            | unch          |

| <b>Mustard DOC/Meal</b> | <b>02-Sep-22</b> | <b>26-Aug-22</b> | <b>Change</b> |
|-------------------------|------------------|------------------|---------------|
| Jaipur (Plant delivery) | 18400            | 19000            | -3%           |
| Kandla (FOR Rs/MT)      | 19000            | 19400            | -2%           |

**Maize Spot Market Prices (Rs. /Quintal)**

| <b>Market</b>    | <b>Grade</b> | <b>03-Sep-22</b> | <b>27-Aug-22</b> | <b>03-Aug-22</b> | <b>02-Sep-21</b> | <b>02-Sep-20</b> |
|------------------|--------------|------------------|------------------|------------------|------------------|------------------|
| <b>Delhi</b>     | Hybrid       | 2400             | 2400             | 2325             | 1900             | 1250             |
| <b>Davangere</b> | Loose        | NA               | Closed           | 2400             | 1850             | 1300             |
| <b>Nizamabad</b> | Bilty        | Closed           | Closed           | 2500             | 1850             | 1370             |
| <b>Ahmedabad</b> | Feed         | 2550             | 2550             | 2500             | 2050             | 1300             |
|                  | Starch       | 2550             | 2550             | 2400             | 2000             | 1330             |



**FOB, C&F – Maize at Various Destinations (USD/ton)**

| Weekly Averages of FOB and C&F Rate to Thailand (\$1= Rs.79.96) |           |        |        |        |
|---|-----------|--------|--------|--------|
|   | Argentina | Brazil | US     | India  |
| FOB   | 288.00    | 296.33 | 321.67 | 351.62 |
| C&F   | 338.00    | 351.33 | 381.67 | 386.62 |

**Soy Meal Exports (In MT):**

| <u>Month</u> | <u>2017</u>    | <u>2018</u>    | <u>2019</u>   | <u>2020</u>    | <u>2021</u>   | <u>2022</u> |
|--------------|----------------|----------------|---------------|----------------|---------------|-------------|
| Jan          | 155160         | 105678         | 86378         | 41726          | 283167        | 52771       |
| Feb          | 207977         | 73816          | 132375        | 20309          | 247085        | 33760       |
| Mar          | 107059         | 39209          | 193920        | 61499          | 146379        | 23872       |
| Apr          | 124374         | 68264          | 40829         | 25940          | 39750         | 25265       |
| May          | 48900          | 76026          | 53272         | 46614          | 52434         | 18634       |
| Jun          | 45975          | 104088         | 62524         | 56638          | 25918         | 32194       |
| Jul          | 80797          | 63747          | 76558         | 61957          | 26725         | 14618*      |
| Aug          | 87668          | 59643          | 95450         | 58190          | 10975         |             |
| Sep          | 102212         | 45388          | 35268         | 68576          | 5831          |             |
| Oct          | 71425          | 150388         | 63800         | 120290         | 14538         |             |
| Nov          | 207630         | 186409         | 69415         | 198776         | 42951         |             |
| Dec          | 168865         | 170588         | 72233         | 251221         | 43260         |             |
| <b>Total</b> | <b>1408042</b> | <b>1143244</b> | <b>982022</b> | <b>1011736</b> | <b>838264</b> |             |

**Feed Ingredient Prices at a Glance (Note: Prices Rs. /Qtl)**

|                     |                |                | Center    | 3-Sep-21 | 27-Aug-22 | Change |
|---------------------|----------------|----------------|-----------|----------|-----------|--------|
| <u>Commodity</u>    | <u>State</u>   | <u>Variety</u> |           |          |           |        |
| Bajra               | Karnataka      | Hybrid         | Bellary   | -        |           | -      |
|                     |                | Hybrid         | Bangalore | -        | -         | -      |
| Jowar               | Karnataka      | White          | Bangalore | -        | -         | -      |
|                     |                | White          | Bellary   | -        | -         | -      |
| Maize               | Karnataka      | Yellow         | Davangere | -        | -         | -      |
|                     | Telangana      | Yellow         | Nizamabad | -        | -         | -      |
| Rice                | Haryana        | IR8            | Karnal    | 3500     | -         | -      |
|                     |                | Parmal Raw     | Karnal    | 4550     | 3500      | 1050   |
| Soy meal            | Madhya Pradesh | DOC            | Indore    | 4100     | 4400      | -300   |
|                     | Maharashtra    | DOC            | Sangli    | 4950     | 4950      | Unch   |
| Sunflower Meal      | Andhra Pradesh | Ex-factory     | Adoni     | 3500     | 3500      | Unch   |
| Mustard             | Rajasthan      | Plant delivery | Jaipur    | 1870     | 1910      | -40    |
| Groundnut Meal      | Gujarat        | GN Cake        | Gondal    | 3250     | 3250      | Unch   |
| Cottonseed Oil Cake | Gujarat        | Ex- Mandi      | Kadi      | 2779     | 2776      | 3      |
| Cottonseed Oil Cake | Maharashtra    | Ex- Mandi      | Akola     | 2841     | 2901      | -60    |

**Disclaimer**

The information and opinions contained in the document have been compiled from sources believed to be reliable. The company does not warrant its accuracy, completeness and correctness. Use of data and information contained in this report is at your own risk. This document is not, and should not be construed as, an offer to sell or solicitation to buy any commodities. This document may not be reproduced, distributed or published, in whole or in part, by any recipient hereof for any purpose without prior permission from the Company. IASL and its affiliates and/or their officers, directors and employees may have positions in any commodities mentioned in this document (or in any related investment) and may from time to time add to or dispose of any such commodities (or investment). Please see the detailed disclaimer at <http://www.agriwatch.com/disclaimer.php> © 2022 Indian Agribusiness Systems Ltd.