

# FEED INGREDIENTS WEEKLY REPORT

## *Contents:*

---

- ❖ Summary
- ❖ Trend – Raw Material, Feed
- ❖ Outlook
- ❖ Annexure– Prices

## Summary

Arrivals are better than in previous months due to the continued harvest in the several states that produce maize, which is in line with the conventional seasonality of maize. The arrivals at Davangere declined to 2040 MT during the reviewed week as compared to the prior week's arrivals, which were at 2190 MT. Additionally, the number of total arrivals at the benchmark market in Gulabghat, Bihar, increased slightly from 2500 MT the previous week to 2600 MT during the week under review. The main reason for the variation in arrivals is the change in weather patterns, which prohibits farmers from delivering supply to the market. Across the country's major spot markets, maize prices showed an almost steady price trend, while arrivals rose toward the ending of the week. This is upon consistency in arrivals at certain markets from time to time. At Davangere's benchmark market, the new arrivals were bought for, on average, between Rs. 1700 and Rs. 2200 last week. Average price to Bengaluru were Rs. 2250 and Rs. 2350, respectively, for Namakkal. However, the average weekly price for bilty maize at Gulabghat Market in Bihar remained at Rs. 2,675 per quintal from the previous week. Corn on CBOT up by 3.84 USD to 262.04 USD per MT for Dec'22 contract, as compared to previous week.

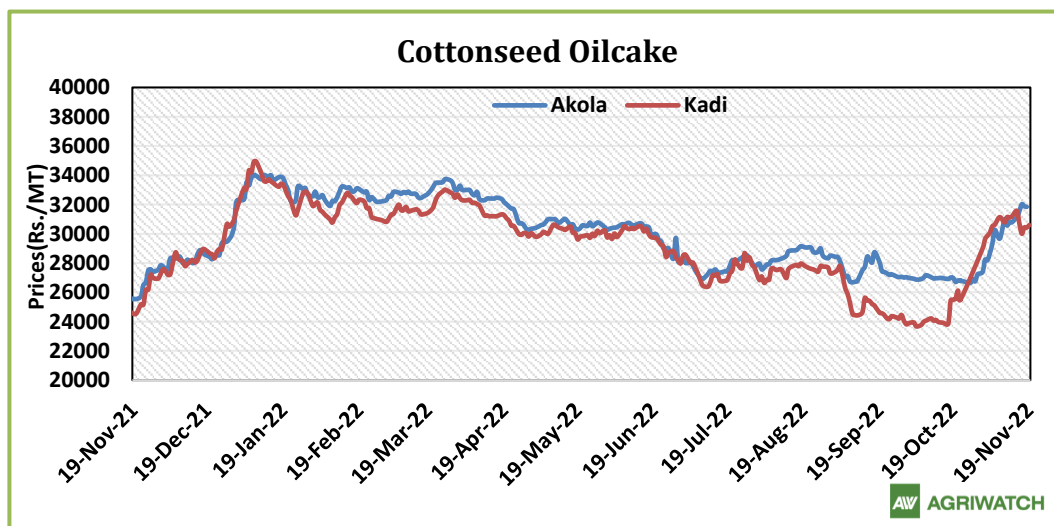
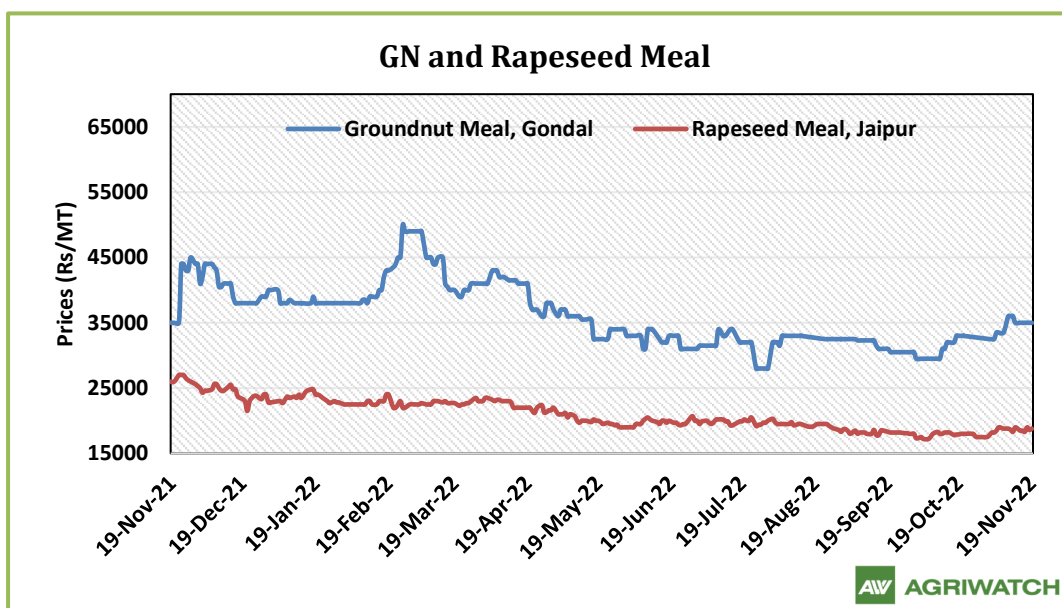
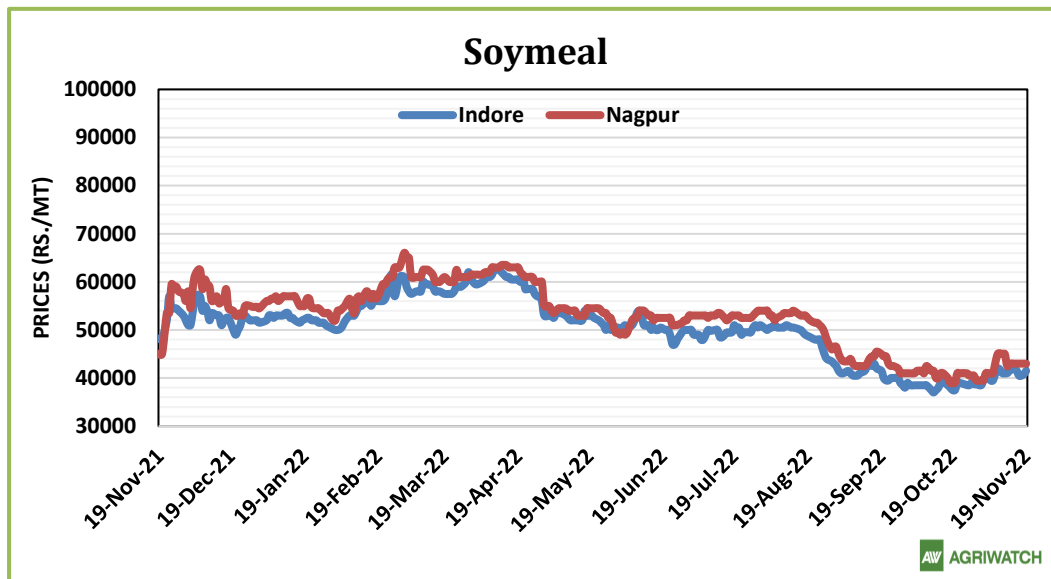
The average price of cottonseed oilcake in the Kadi market has decreased slightly due to limited demand as compared to previous week. Prices in Kadi were at Rs. 3062 per quintal from Rs. 3107 per quintal and in Akola prices were at Rs. 3154 per quintal from Rs. 3046 per quintal the previous week. For the coming week we expect prices to remain weak.

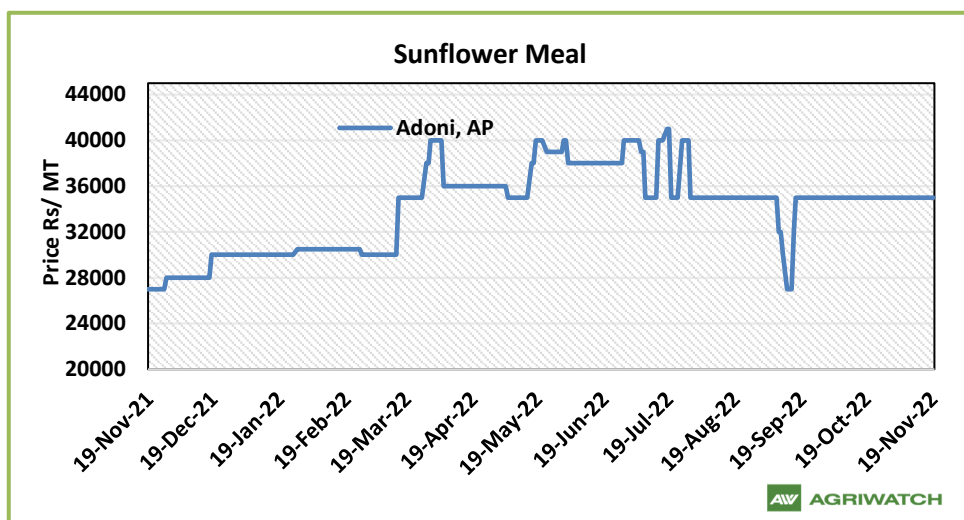
Center	Weekly Average Price as on (Rs/quintal.) *		% Change
	19-Nov-22	12-Nov-22	
Kadi	3062	3107	-1.46
Akola	3154	3046	3.55

During week under review prices continued their uptrend due to good seed demand and good domestic demand for Wheat also. In the benchmark, Kanpur market prices show little decline during week under review and traded at Rs.2675 per quintals due to arrival of low quality crop in the market. AgriWatch expects prices may follow the uptrend only until Government's intervention. At ports, about 4.20 LMT of Wheat stock is present out of which companies want to sell only 0.78 LMT at the prevailing prices. Sensing firm inner tone, they may prefer to hold balance stocks till Dec-Jan. By then the sowing status and new crop condition would be clear.

The weekly average prices of Indore soymeal too went up by 1.1% to INR 41,133/MT as compared to last week at INR 40,700/MT amid good export demand. During the week under review, Jaipur RM seed weekly average prices went marginally down by 0.6% to INR. 7,067/qtl amid stock limit removal, improved mustard oil prices on good demand.

**Trend – Raw Material, Feed**





Source: AgriWatch

### Soy meal

During the week under review, Indore Soy meal prices weekly average prices extended previous week gains and went up by 1.1% to INR 41,133/MT as compared to last week at INR 40,700/MT amid rebound in Soy meal export demand. So far this month Indore soy meal prices are up by 6%. Overall, the prices quoted between INR 40,500-42,000/MT throughout the week. At Nanded, the weekly average prices improved to INR. 45,333/MT compared to INR. 44,800 MT a week ago. In Kota the meal prices were up at INR. 43,000/MT compared to INR. 43,300/MT previous week.

Total oil meal exports in April- Oct'22 went up by 38% to 20 Lakh tonnes vs 14 Lakh tonnes previous year same period. However, Soy meal exports up by 176% to 0.40 Lakh tonnes in Oct'22 Vs 0.15 Lakh tonnes previous month. Soy meal exports went up for the third straight month on good soy meal export demand from south east Asia tracking competitive prices in global markets.

Currently, Indian Soy meal FOB prices trading at \$535/MT, Argentina Soy meal FOB prices trading at \$475/MT and spread stands at \$60/MT. Decline in Argentine soy meal prices has led to a squeeze in spread. Upon squeeze in spread Indian soy meal export demand is rising and so the prices are improving.

Soybean meal prices are expected to rebound in tandem with soybean prices. Revive in soy meal export demand too likely to support soy meal prices in upcoming months.

Soy meal Indore Price Outlook (INR. /MT)	Previous week 05th Nov'22- 11th Nov'22	Week under review 12th- Nov'22- 18th Nov'22	Next week 19th- Nov'22- 25th Nov'22
Weekly Average Price	39,500-42,000	40,500-42,000	40,000-43,000

## Rapeseed - Mustard Seed

RM seed strengthened during the week under review. Jaipur RM seed weekly average prices remained flattish and went marginally down by 0.6% to INR. 7,017/qrtl as compared to INR. 7,063/qrtl previous week. Stock limit removal, shrink in arrivals, good Rapeseed meal export demand has pushed RM seed prices at near four month high.

During the week under review, RM Seed arrivals in Rajasthan rebounded after festivals to 7.55 Lakh bags as compared to 6.55 lakh bags previous week. All India arrivals rebounded to 20.85 Lakh bags Vs 17.85 Lakh bags previous week. However, on large time frame RM seed arrivals is shrinking.

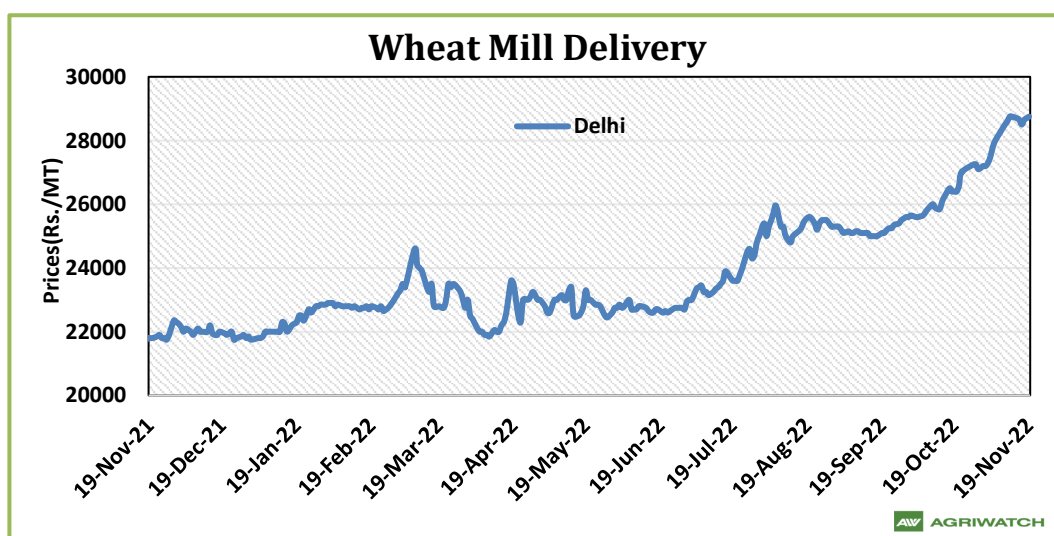
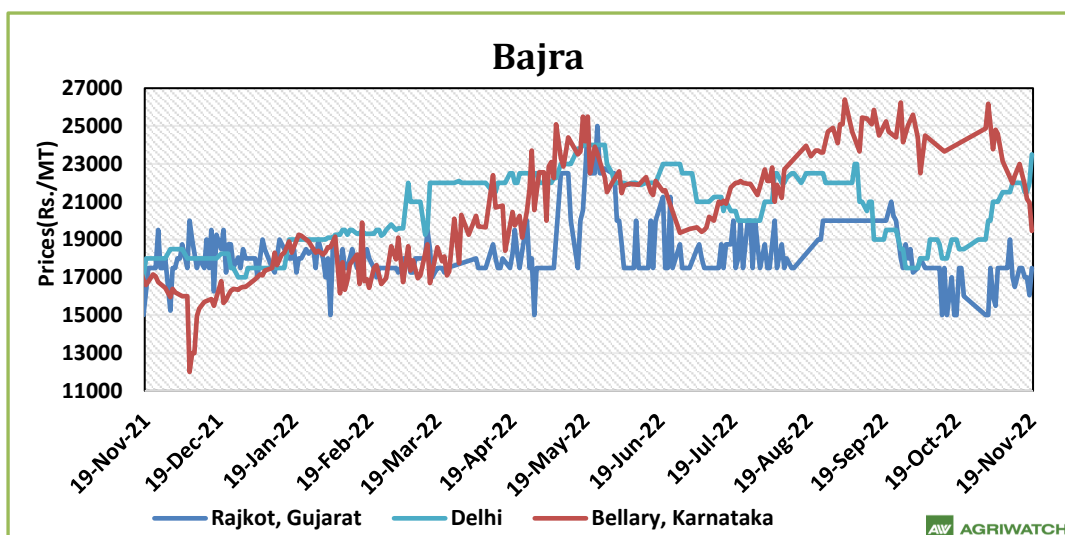
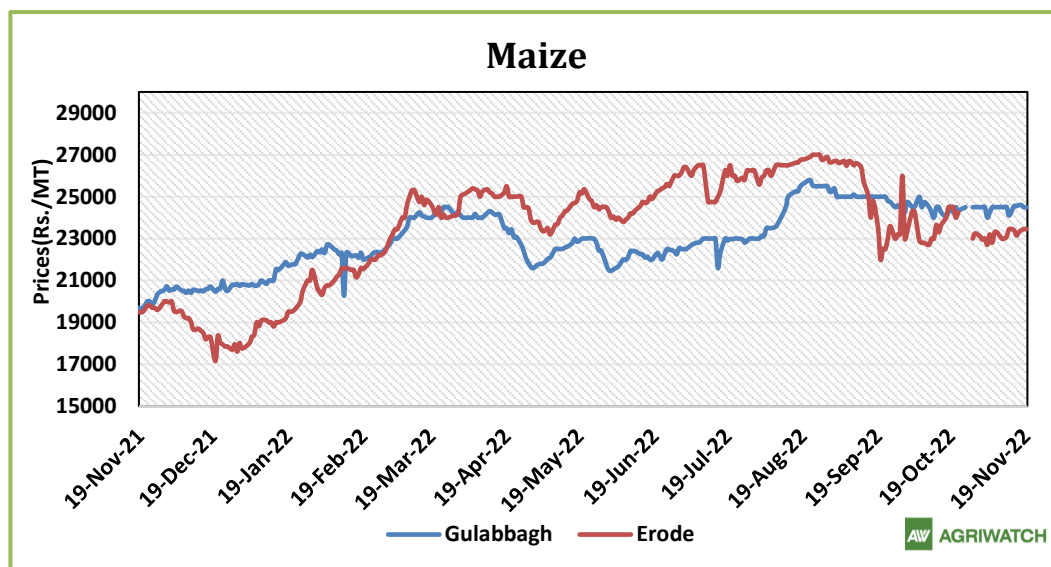
There is a significant jump in export of rapeseed meal in April'22-Oct'22 and reported at 13.40 Lakh tons compared to 6.56 Lakh tons previous year same period i.e., up by 104%. And in Oct'22 exports recorded up by 86% to 0.99 Lakh tonnes vs 0.53 Lakh tonnes in the previous year same period. Upon record crop of rapeseed and crushing resulted in the highest processing, availability of rapeseed meal and export. Currently India is the most competitive supplier of rapeseed meal to South Korea, Vietnam, Thailand and other Far East Countries. In Upcoming months too, we expect good exports amid firm demand from South east Asia.

For 2022-2023, canola seeded area is estimated at 8.7 million hectares (Mha), down 4% from last year, with an expected harvested area of 8.6 Mha. Yields are estimated at 2.23 tonnes per hectare (t/ha), while last year drought reduced yields to 1.54 t/ha. Expected production is 19.1 Mt based on satellite imagery and model estimates. By province, Saskatchewan is expected to produce 9.7 Mt of canola, Alberta 6.1 Mt and Manitoba 3.1 Mt. limiting. Total supply is forecast to rise sharply from last year to 20.1 Mt as increased production is constrained by limited carry-in stocks.

Canadian canola use is expected to rebound, with exports expected to rise about 77% to 9.3 Mt and domestic crush volume to increase to 10.0 Mt from 8.6 Mt last year. Carry-out stocks decreased to 0.50 Mt, which will result in a stocks-to-use ratio of 3%.

RM Seed is expected to trade sideways with slightly weak bias.

Jaipur RM seed Mandi Price Outlook (INR. /Qtl)	Previous week 05th Nov'22- 11th Nov'22	Week under review 12th- Nov'22- 18th Nov'22	Next week 19th- Nov'22- 25th Nov'22
Weekly Average Price	6,988-7,163	6,888-7,138	6,800-7,100



Source: AgriWatch

**(Prices: Maize-Industrial/Feed Grade: Narela Market)**

Despite the fact that the harvest is still going on in several areas, trade insiders assert that the new arrivals in the benchmark marketplaces are off to a great start. A sizable number of arrivals are supplied at the marketplaces in the majority of the major maize spot markets. The first time ever, 100,000 quintals of corn have arrived at the Baran market. Farmers received auction prices ranging from Rs. 1850 to Rs. 2175 per quintal. Due to the mandi's dependability and arrangement, farmers are coming from regions like Kolaras, Guna, and Shivpuri. More over 50,000 quintals arrive every day in Chhindwara marketplaces. Prices have increased to Rs. 2142 per quintal while the modal price is Rs. 2000 per quintal due to a 10% decrease in market arrivals compared to last year. Between April 2022 and November 2022, the Guna market received a record-breaking 191% more quintals than the previous year, or about 4.15 lakh quintals. However, the arrival of maize at the main markets in Madhya Pradesh has fallen by almost 50% and will continue to do so over the next few days.

Mill delivery prices were traded on higher side in major Wheat cash markets amid good domestic demand for Wheat coupled with good seed demand.

**Outlook:** Feed prices are expected to feature sideways bias in coming week.

**Annexure**
**Oil Meal Prices at Key Spot Markets:**

Centers	Ex-factory rates (Rs/ton)		
	18-Nov-22	12-Nov-22	Parity To
Indore - 45%, Jute Bag	40800	41000	Gujarat, MP
Kota - 45%, PP Bag	42000	43000	Rajasthan, Del, Punjab, Haryana
Dhulia/Jalna - 45%, PP Bag	44500	45000	Mumbai, Maharashtra
Nagpur - 45%, PP Bag	43000	42500	Chhattisgarh, Orissa, Bihar, Bangladesh, AP, Kar, TN
Nanded	45000	44000	Andhra, AP, Kar, TN
Latur	44500	46500	-
Sangli	41500	40000	Local and South
Solapur	42500	44500	Local and South
Akola – 45%, PP Bag	42000	42000	Andhra, Chhattisgarh, Orrisa, Jharkhand, WB
Hingoli	44000	44500	Andhra, Chhattisgarh, Orrisa, Jharkhand, WB

Bundi	41800	42800	-
-------	-------	-------	---

**Soy DOC Rates at Different Centers**

International Soy DOC			
Argentina FOB USD/MT	18-Nov-22	12-Nov-22	Change
Soybean Pellets	475	472	3%
Soybean Cake Flour	475	472	3%
Soya Meal	-	-	-
Soy Expellers	-	-	-
Sunflower (DOC) Rates	Ex-factory rates (Rs/ton)		
Centers	18-Nov-22	12-Nov-22	Change
Adoni	35000	35000	0%
Khamgaon	-	-	-
Parli	-	-	-
Latur	34000	34000	0%

Groundnut Meal (Rs/MT)	18-Nov-22	12-Nov-22	Change
Basis 45%, Saurashtra	34000	34000	0%
Basis 40%, Saurashtra	30000	30000	0%
GN Cake, Gondal	35000	35000	0%

Mustard DOC/Meal	18-Nov-22	12-Nov-22	Change
Jaipur (Plant delivery)	18600	19000	-2%
Kandla (FOR Rs/MT)	18900	19200	-2%

**Maize Spot Market Prices (Rs. /Quintal)**

Market	Grade	19-Nov-22	12-Nov-22	19-Oct-22	18-Nov-21	18-Nov-20
Delhi	Hybrid	2350	2350	2300	1850	1650
Davangere	Loose	2250	Closed	2200	1650	1350
Nizamabad	Bilty	2200	2200	2200	1850	1500
Ahmedabad	Feed	2250	NR	2350	1900	Closed
	Starch	2400	NR	2225	1925	Closed

**FOB, C&F – Maize at Various Destinations (USD/ton)**



Weekly Averages of FOB and C&F Rate to Thailand (\$1= Rs. 81.47)				
	Argentina	Brazil	US	India
<b>FOB</b>	300.50	297.00	333.00	290.89
<b>C&amp;F</b>	350.50	352.00	393.00	325.91

Soy Meal Exports (In MT):

<u>Month</u>	<u>2017</u>	<u>2018</u>	<u>2019</u>	<u>2020</u>	<u>2021</u>	<u>2022</u>
<b>Jan</b>	155160	105678	86378	41726	283167	52771
<b>Feb</b>	207977	73816	132375	20309	247085	33760
<b>Mar</b>	107059	39209	193920	61499	146379	23872
<b>Apr</b>	124374	68264	40829	25940	39750	25265
<b>May</b>	48900	76026	53272	46614	52434	18634
<b>Jun</b>	45975	104088	62524	56638	25918	32194
<b>Jul</b>	80797	63747	76558	61957	26725	14618
<b>Aug</b>	87668	59643	95450	58190	10975	17547
<b>Sep</b>	102212	45388	35268	68576	5831	13718
<b>Oct</b>	71425	150388	63800	120290	14538	40196
<b>Nov</b>	207630	186409	69415	198776	42951	
<b>Dec</b>	168865	170588	72233	251221	43260	
<b>Total</b>	<b>1408042</b>	<b>1143244</b>	<b>982022</b>	<b>1011736</b>	<b>838264</b>	

**Feed Ingredient Prices at a Glance (Note: Prices Rs. /Qtl)**

<u>Commodity</u>	<u>State</u>	<u>Variety</u>	<u>Center</u>	<u>19-Nov-22</u>	<u>12-Nov-22</u>	<u>Change</u>
<b>Bajra</b>	Karnataka	Hybrid	Bellary	2217	-	-
		Hybrid	Bangalore	-	-	-
<b>Jowar</b>	Karnataka	White	Bangalore	2800	-	-
		White	Bellary	2526	-	-
<b>Maize</b>	Karnataka	Yellow	Davangere	-	-	-
	Telangana	Yellow	Nizamabad	-	-	-
<b>Rice</b>	Haryana	IR8	Karnal	3200	3100	+100
		Parmal Raw	Karnal	3750	3500	+250
<b>Soy meal</b>	Madhya Pradesh	DOC	Indore	4150	4150	Unch
	Maharashtra	DOC	Sangli	4250	4250	Unch
<b>Sunflower Meal</b>	Andhra Pradesh	Ex-factory	Adoni	3500	3500	Unch
<b>Mustard</b>	Rajasthan	Plant delivery	Jaipur	1880	1900	-20
<b>Groundnut Meal</b>	Gujarat	GN Cake	Gondal	3500	3500	Unch
<b>Cottonseed Oil Cake</b>	Gujarat	Ex- Mandi	Kadi	3059	3119	-60
<b>Cottonseed Oil Cake</b>	Maharashtra	Ex- Mandi	Akola	3184	3080	+104

**Disclaimer**

The information and opinions contained in the document have been compiled from sources believed to be reliable. The company does not warrant its accuracy, completeness and correctness. Use of data and information contained in this report is at your own risk. This document is not, and should not be construed as, an offer to sell or solicitation to buy any commodities. This document may not be reproduced, distributed or published, in whole or in part, by any recipient hereof for any purpose without prior permission from the Company. IASL and its affiliates and/or their officers, directors and employees may have positions in any commodities mentioned in this document (or in any related investment) and may

from time to time add to or dispose of any such commodities (or investment). Please see the detailed disclaimer at <http://www.agriwatch.com/disclaimer.php> © 2022 Indian Agribusiness Systems Ltd.