

# FEED INGREDIENTS WEEKLY REPORT

## *Contents:*

---

- ❖ Summary
- ❖ Trend – Raw Material, Feed
- ❖ Outlook
- ❖ Annexure– Prices

## Summary

This week, Davangere saw an increase in arrivals, it increased by 19% to 3210 tonnes, from 2700 tonnes previous week. Whereas due to sluggish trade activity in Gulab Bagh, Bihar, has received 1600 MT altogether this week which is less by 24% from previous week's 2100 MT. The Davangere benchmark market sold arrivals (loose) last week for an average price of 2182 which is down from previous week's price of 2200. Corn on CBOT went down by 1.08 USD to 266.82 per MT for Mar'23 contract, as compared to previous week.

The average price of cottonseed oilcake in the Kadi market has decreased due to limited demand as compared to previous week. However, prices in Kadi have slightly improved during the past week and were at Rs. 2815 per quintal from Rs. 2800 per quintal and in Akola prices were at Rs. 2853 per quintal from Rs. 2859 per quintal the previous week. For the coming week we expect prices to remain weak.

Center	Weekly Average Price as on (Rs/quintal.) *		% Change
	18-Feb-23	11-Feb-23	
Kadi	2815	2800	0.55
Akola	2853	2859	-0.21

During week under review weak sentiments were observed in major Wheat cash markets. FCI sells 3.85 LMT Wheat in second e-auction along with this Government decline the reserve price for the next sale at Rs.2150 per quintals. These factors push the domestic prices on down side. Increase in new crop arrivals in major districts of Gujarat and M.P. too pressurize the prices. In benchmark Knapur market prices were traded at Rs.2375 per quintals down by Rs.75 per quintals as compared to previous week. AgriWatch expects that prices are likely to follow downtrend in coming weeks also amid new crop arrivals and OMSS release.

To check the inflationary trend in the food economy, the Department of Food and Public Distribution (DFPD) has decided to further reduce reserve prices up to 31st March 2023 as under:

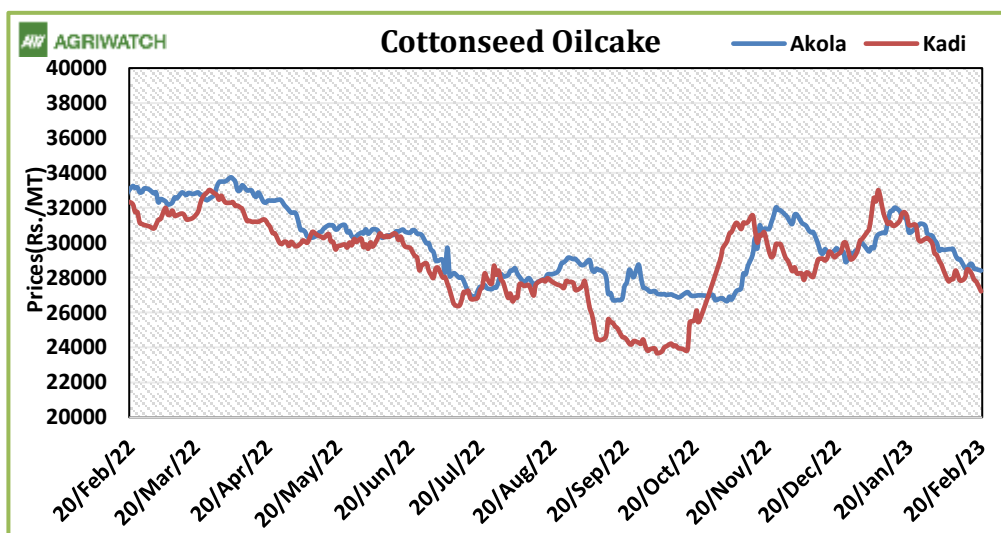
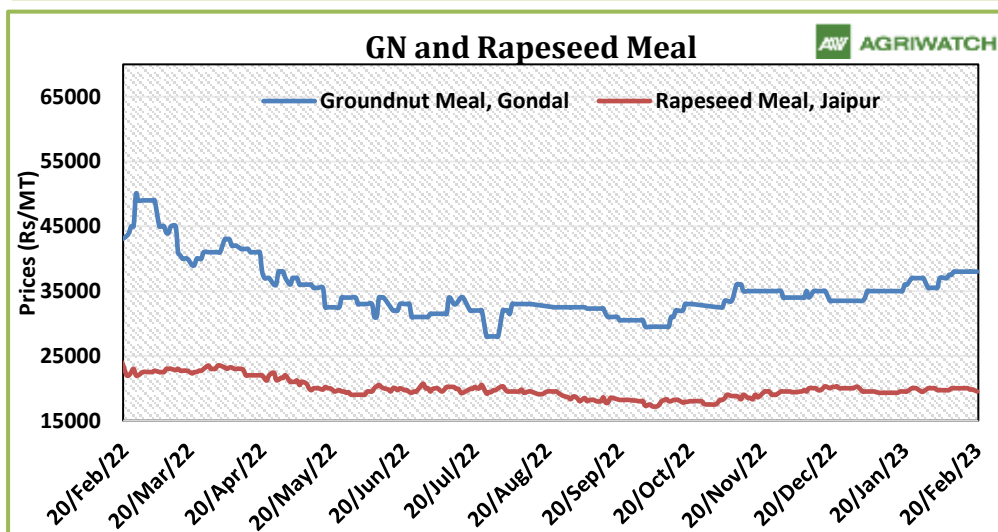
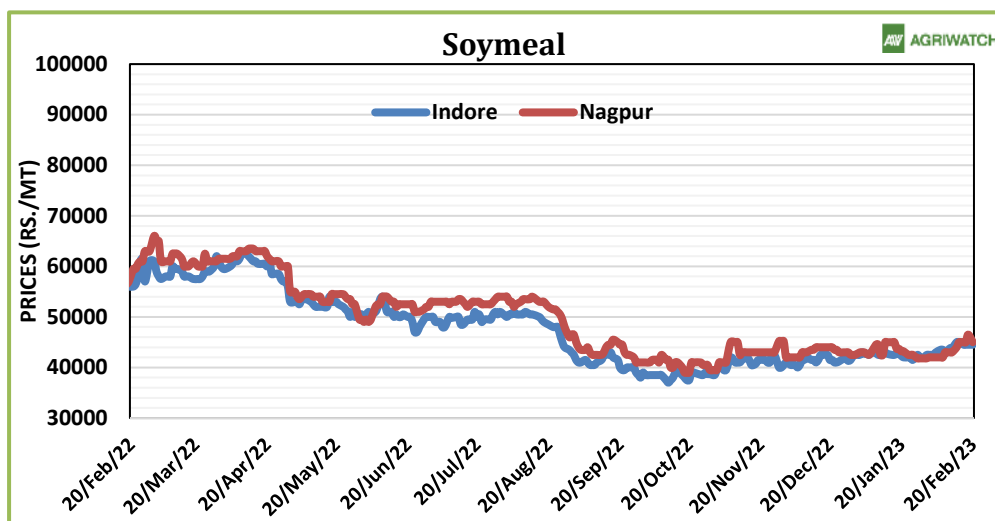
The reserve price under Open Market Sale Scheme (Domestic) {OMSS (D)} has been fixed at Rs 2150/Qtl (Pan India) for wheat (FAQ) and Rs. 2125 Qtl (Pan India) for wheat (URS) of all crops including RMS 2023-24 for sale of wheat to private parties.

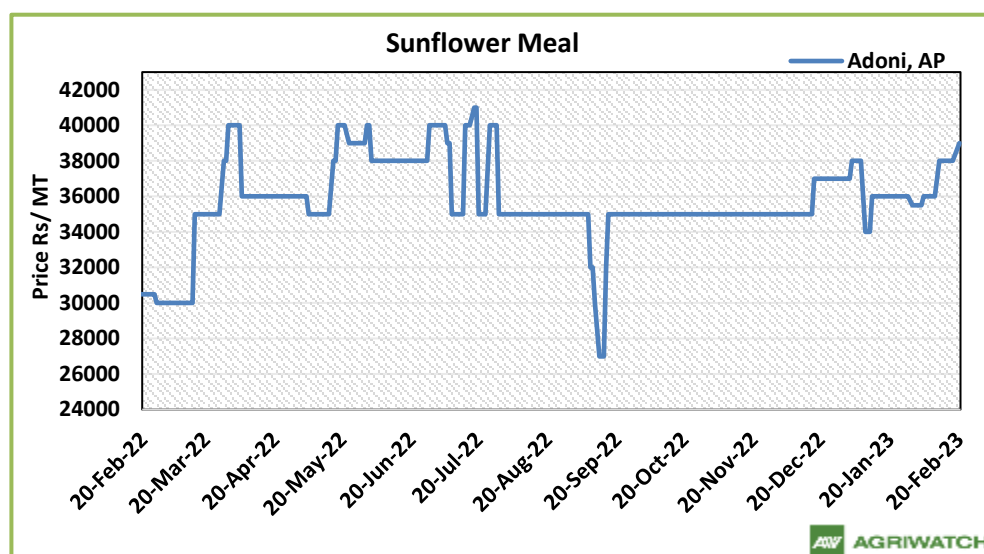
States may be allowed to purchase wheat from FCI for their scheme at the above-proposed reserve prices without participating in e-auction.

FCI will float the 3rd e-auction for the sale of wheat at these revised reserve prices on 17.02.2023 which will be opened on 22.02.2023.

The weekly average prices of Indore soymeal went up by 3% to INR 44,633/MT as compared to last week at INR 43,333/MT amid subdued demand. During the week under review, Jaipur RM seed weekly average prices went down by 0.35% to INR. 5,971/qtl amid weak demand from crushers on disparity in crushing and new crop arrivals.

**Trend – Raw Material, Feed**





Source: AgriWatch

## Soy meal

During the week under review, Indore Soy meal weekly average prices extended previous week gains and went up by 3% to INR 44,633/MT as compared to last week at INR 43,333/ amid good demand. Revive in export demand likely to support prices in upcoming weeks.

The Solvent Extractor Association monthly update showed Soy meal exports up by 265% to 1.64 Lakh tonnes in Nov'22 Vs 0.45 Lakh tonnes previous year. Soy meal exports went up for the fifth straight month on good soy meal export demand from south east Asia tracking competitive prices in global markets. However, in April'22-Dec'22 soy meal exports are up by 71% to 4.47 Lakh tonnes as compared to 2.62 Lakh tonnes previous year same period.

Soybean meal prices are expected to trade with firm bias. Revive in soy meal export demand likely to support soy meal prices in upcoming months.

Soy meal Indore Price Outlook (INR. /MT)	Previous week 04th Feb'23- 10th Feb'23	Week under review 11th Feb'23- 17th Feb'23	Next week 18th Feb'23- 24th Feb'23
Weekly Average Price	43,000-43,800	43,800-45,000	42,000-46,000

## Rapeseed - Mustard Seed

Jaipur RM seed weekly average prices extended previous week loss and went down by 0.35% to INR. 5,971/qtl as compared to INR. 5,992/qtl previous week amid new crop arrivals. So far RM seed has corrected by more than 16% from previous high of INR 7,162/Qtl.

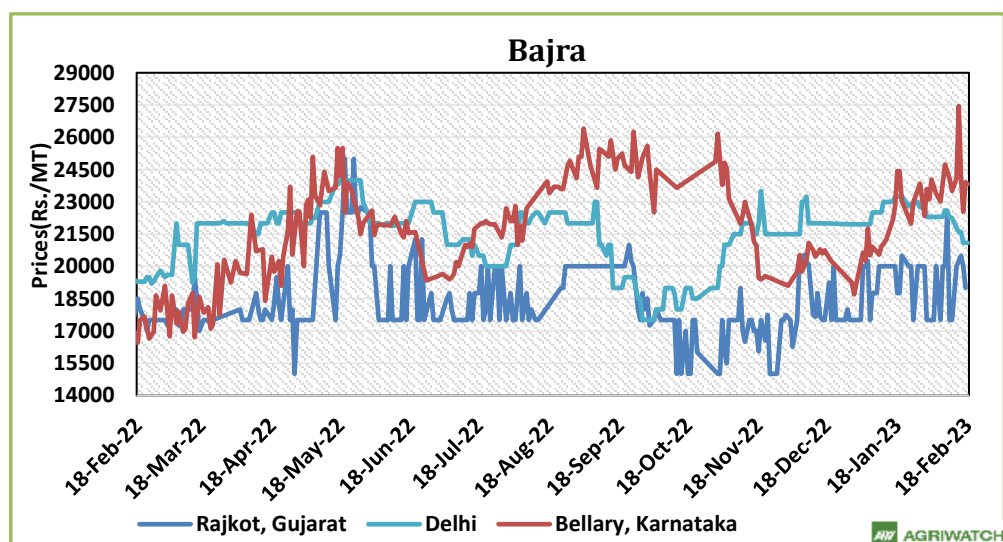
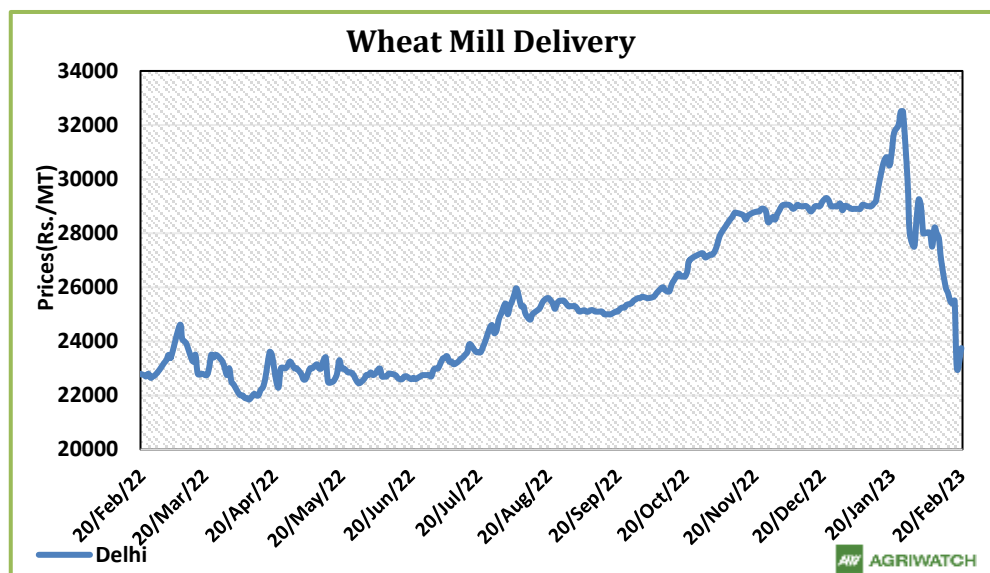
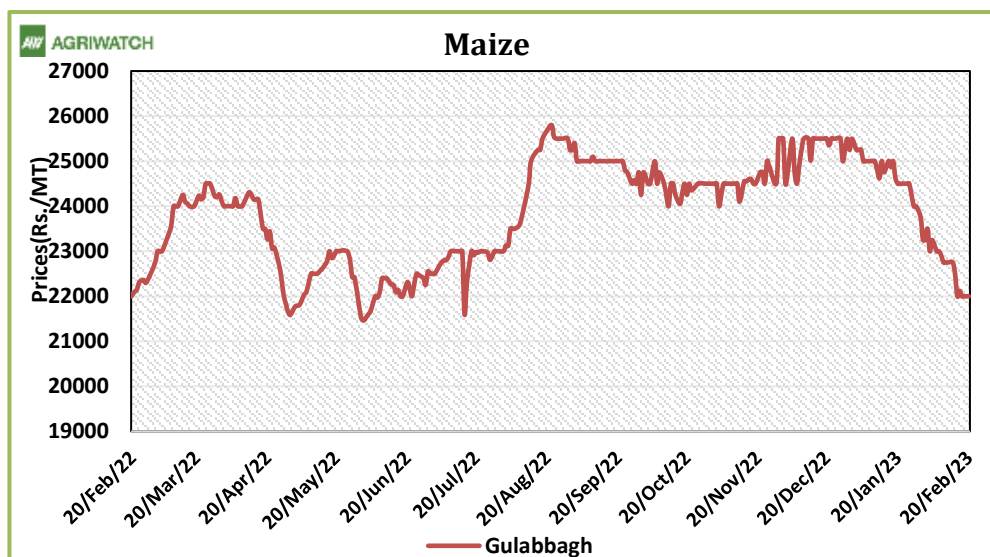
During the week under review, RM Seed arrivals recorded up. Arrivals in Rajasthan recorded at 7.7 Lakh bags as compared to 3.4 lakh bags previous week. All India arrivals went up and stood at 23.8 Lakh bags Vs 13.7 Lakh bags previous week.

Canada planted 8.7 million hectares of canola in 2022-2023, a decrease of 4% from the previous crop year, with a harvested area of 8.6 million hectares. Yields improved to 2.11 tonnes per hectare, compared to 1.54 t/ha in 2021-2022, due to drought relief. The estimated production is 18.2 million tonnes, as per a survey of 27,200 farmers by Statistics Canada. Saskatchewan led production with 9.5 million tonnes, followed by Alberta with 5.6 million tonnes and Manitoba with 2.9 million tonnes. Total supply is estimated at 19.1 million tonnes, slightly up from the previous year due to higher production partially compensating for low opening stocks.

Canadian canola consumption is projected to return to its normal historical levels, as exports rise 63% to 8.6 million tonnes, and crush volume increases to 9.5 million tonnes from 8.6 million tonnes last year. As per Canadian Grain Commission data, the export rate as of November was 121% higher than the previous year, with China and Mexico being the top destinations for 80% of Canada's exported canola by the end of the same month. The average oil content of Canadian canola is estimated at 42.8%, based on analysis of 1,866 samples, with 93% of them being grade number 1.

RM Seed is expected to trade sideways with weak bias amid weak demand from crushers on disparity and higher production expectation.

Jaipur RM seed Mandi Price Outlook (INR. /Qtl)	Previous week 04th Feb'23- 10th Feb'23	Week under review 11th Feb'23- 17th Feb'23	Next week 18th Feb'23- 24th Feb'23
Weekly Average Price	6,593-6,038	5,938-6,013	5,800-6,100



Source: AgriWatch

**(Prices: Maize-Industrial/Feed Grade: Narela Market)**

In the past few weeks, the trade of maize has become sluggish due to lull supply and demand. Expectedly, the arrivals from new crop will begin from the last week of march and first week of April, as a result, there will be some movement in prices. In most of the major rabi growing states, sowing is coming to end. Additionally, because broken rice is less expensive, the poultry industry recently turned to utilizing it instead of maize, leaving only the starch industry as a buyer for maize.

Weak sentiments were observed in mill delivery prices of Wheat cash markets for the consecutive third week. OMSS release coupled with new crop arrivals in some major districts of M.P and Gujarat pressurize domestic prices.

**Annexure**
**Oil Meal Prices at Key Spot Markets:**

Centers	Ex-factory rates (Rs/ton)		
	17-Feb-23	10-Feb-23	Parity To
Indore - 45%, Jute Bag	44500	43800	Gujarat, MP
Kota - 45%, PP Bag	45500	44800	Rajasthan, Del, Punjab, Haryana
Dhulia/Jalna - 45%, PP Bag	46000	45000	Mumbai, Maharashtra
Nagpur - 45%, PP Bag	45000	43000	Chhattisgarh, Orissa, Bihar, Bangladesh, AP, Kar, TN
Nanded	45000	44000	Andhra, AP, Kar, TN
Latur	46000	44500	-
Sangli	43500	41000	Local and South
Solapur	45500	42000	Local and South
Akola – 45%, PP Bag	44500	43000	Andhra, Chhattisgarh, Orrisa, Jharkhand, WB
Hingoli	45000	44000	Andhra, Chhattisgarh, Orrisa, Jharkhand, WB
Bundi	45300	44600	-

**Soy DOC Rates at Different Centers**

<b>International Soy DOC</b>			
<b>Argentina FOB USD/MT</b>	<b>17-Feb-23</b>	<b>10-Feb-23</b>	<b>Change</b>
Soybean Pellets	579	-	-
Soybean Cake Flour	579	-	-
Soya Meal	NR	-	-
Soy Expellers	NR	-	-
<b>Sunflower (DOC) Rates</b>			
<b>Ex-factory rates (Rs/ton)</b>			
<b>Centers</b>	<b>17-Feb-23</b>	<b>10-Feb-23</b>	<b>Change</b>
Adoni	38000	37000	3%
Latur	NA	NA	-

<b>Groundnut Meal (Rs/MT)</b>	<b>17-Feb-23</b>	<b>10-Feb-23</b>	<b>Change</b>
Basis 45%, Saurashtra	34500	34500	0%
Basis 40%, Saurashtra	33500	33500	0%
GN Cake, Gondal	38000	38000	0%

<b>Mustard DOC/Meal</b>	<b>17-Feb-23</b>	<b>10-Feb-23</b>	<b>Change</b>
Jaipur (Plant delivery)	19800	20000	-1%
Kandla (FOR Rs/MT)	20700	21000	-1%

**Maize Spot Market Prices (Rs. /Quintal)**

<b>Market</b>	<b>Grade</b>	<b>18-Feb-23</b>	<b>11-Feb-23</b>	<b>18-Jan-23</b>	<b>17-Feb-22</b>	<b>17-Feb-21</b>
<b>Delhi</b>	Hybrid	2320	2400	2550	2200	1480
<b>Davangere</b>	Loose	Closed	Closed	2200	2030	1450
<b>Nizamabad</b>	Bilty	NA	NR	NR	1900	1500
<b>Ahmedabad</b>	Feed	Closed	NR	2350	2125	1450
	Starch	Closed	NR	2350	2060	1525



**FOB, C&F – Maize at Various Destinations (USD/ton)**

Weekly Averages of FOB and C&F Rate to Thailand (\$1= Rs.82.59)				
	Argentina	Brazil	US	India
<b>FOB</b>	314.00	311.33	305.67	-
<b>C&amp;F</b>	50.00	55.00	60.00	-

**Soy Meal Exports (In MT):**

<u>Month</u>	<u>2017</u>	<u>2018</u>	<u>2019</u>	<u>2020</u>	<u>2021</u>	<u>2022</u>
<b>Jan</b>	155160	105678	86378	41726	283167	52771
<b>Feb</b>	207977	73816	132375	20309	247085	33760
<b>Mar</b>	107059	39209	193920	61499	146379	23872
<b>Apr</b>	124374	68264	40829	25940	39750	25265
<b>May</b>	48900	76026	53272	46614	52434	18634
<b>Jun</b>	45975	104088	62524	56638	25918	32194
<b>Jul</b>	80797	63747	76558	61957	26725	14618
<b>Aug</b>	87668	59643	95450	58190	10975	17547
<b>Sep</b>	102212	45388	35268	68576	5831	13718
<b>Oct</b>	71425	150388	63800	120290	14538	40196
<b>Nov</b>	207630	186409	69415	198776	42951	1,64,075
<b>Dec</b>	168865	170588	72233	251221	43260	1,21,138
<b>Total</b>	<b>1408042</b>	<b>1143244</b>	<b>982022</b>	<b>1011736</b>	<b>838264</b>	<b>447385</b>

**Feed Ingredient Prices briefly (Note: Prices Rs. /Qtl)**

<u>Commodity</u>	<u>State</u>	<u>Variety</u>	<u>Center</u>	<u>18-Feb-23</u>	<u>11-Feb-23</u>	<u>Change</u>
<b>Bajra</b>	Karnataka	Hybrid	Bellary	-	-	-
		Hybrid	Bangalore	-	-	-
<b>Jowar</b>	Karnataka	White	Bangalore	-	-	-
		White	Bellary	-	2635	-
<b>Maize</b>	Karnataka	Yellow	Davangere	-	-	-
	Telangana	Yellow	Nizamabad	-	-	-
<b>Rice</b>	Haryana	IR8	Karnal	3000	3000	Unch
		Parmal Raw	Karnal	4450	4550	-100
<b>Soy meal</b>	Madhya Pradesh	DOC	Indore	4450	4380	70
	Maharashtra	DOC	Sangli	4350	4300	50
<b>Sunflower Meal</b>	Andhra Pradesh	Ex-factory	Adoni	3800	3800	Unch
<b>Mustard</b>	Rajasthan	Plant delivery	Jaipur	1980	2000	-20
<b>Groundnut Meal</b>	Gujarat	GN Cake	Gondal	3800	3800	Unch
<b>Cottonseed Oil Cake</b>	Gujarat	Ex- Mandi	Kadi	2776	2783	-7
<b>Cottonseed Oil Cake</b>	Maharashtra	Ex- Mandi	Akola	2844	2848	-4

**Disclaimer**

The information and opinions contained in the document have been compiled from sources believed to be reliable. The company does not warrant its accuracy, completeness and correctness. Use of data and information contained in this report is at your own risk. This document is not, and should not be construed as, an offer to sell or solicitation to buy any commodities. This document may not be reproduced, distributed or published, in whole or in part, by any recipient hereof for any purpose without prior permission from the Company. IASL and its affiliates and/or their officers, directors and employees may have positions in any commodities mentioned in this document (or in any related investment) and may from time to time add to or dispose of any such commodities (or investment). Please see the detailed disclaimer at <http://www.agriwatch.com/disclaimer.php> © 2023 Indian Agribusiness Systems Ltd.