

# FEED INGREDIENTS WEEKLY REPORT

## *Contents:*

---

- ❖ Summary
- ❖ Trend – Raw Material, Feed
- ❖ Outlook
- ❖ Annexure– Prices

## Summary

During this week, quantity of arrivals decreased in Davangere market however, in Gulab Bagh quantity went up from last week. During this week, corn on CBOT went up by 6.79 USD to 257.17 per MT for May'23 contract.

The average price of cottonseed oilcake in the Kadi market has increased due to tight supply as compared to the previous week. Prices in Kadi were at Rs. 2781 per quintal from Rs. 2752 per quintal and in Akola prices were at Rs. 2837 per quintal from Rs. 2786 per quintal the previous week.

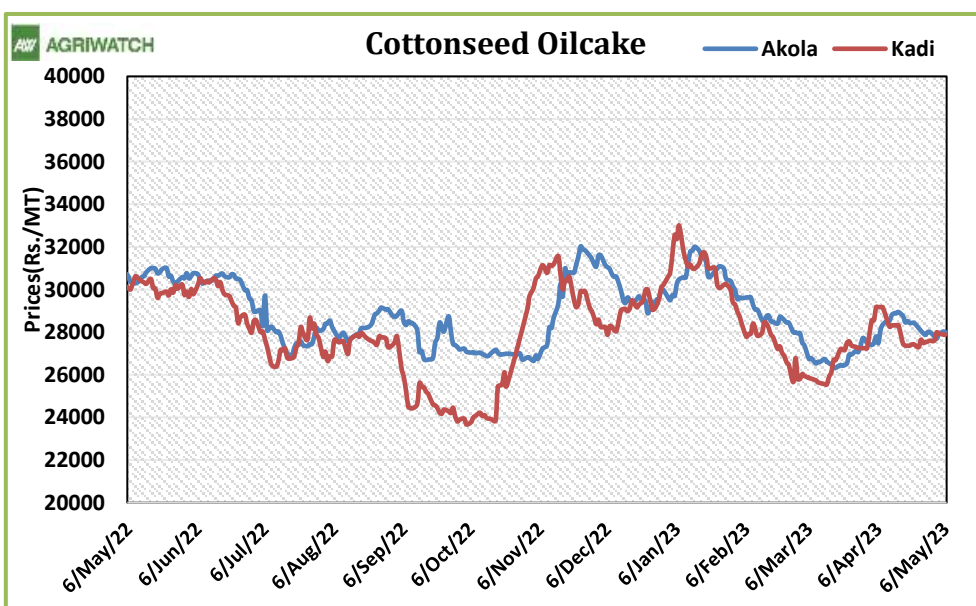
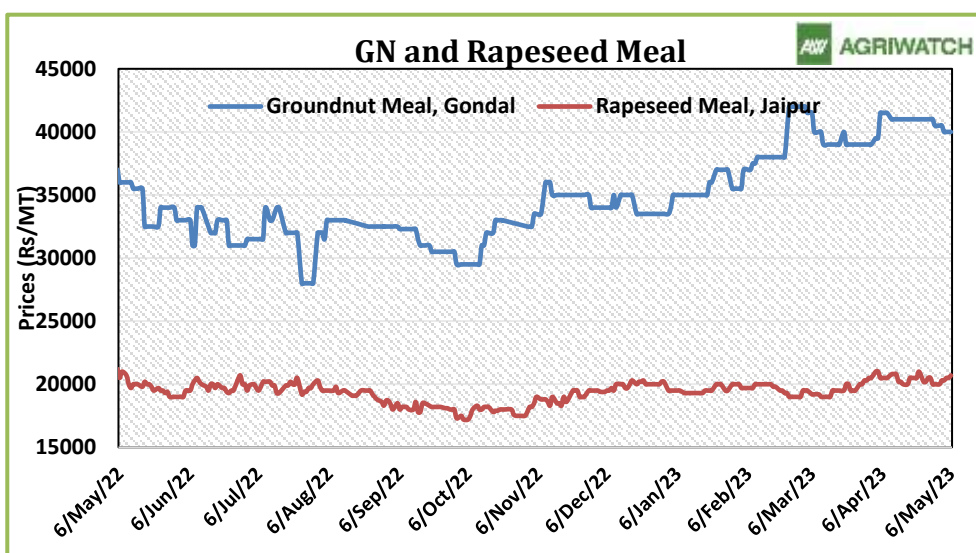
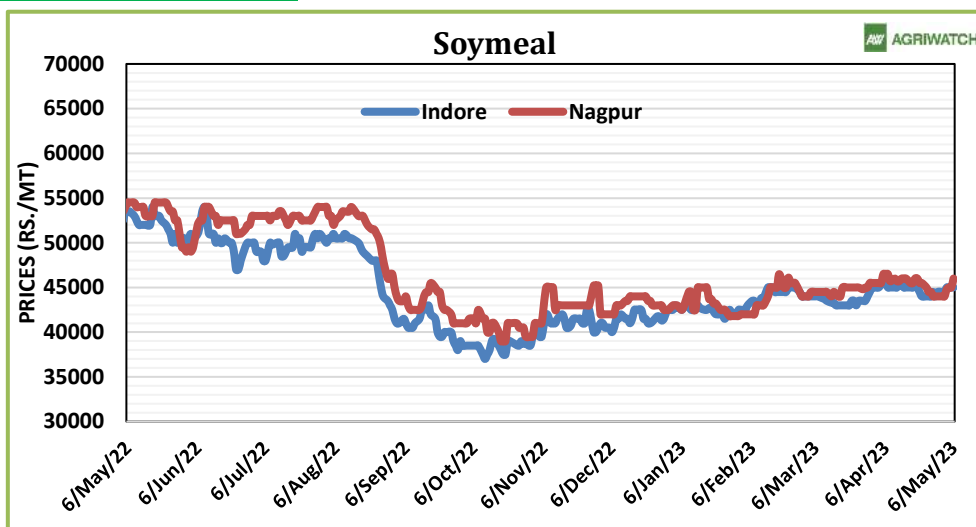
Center	Weekly Average Price as on (Rs/quintal.) *		% Change
	05-May-23	29-Apr-23	
Kadi	2781	2752	+1.05
Akola	2837	2786	+1.83

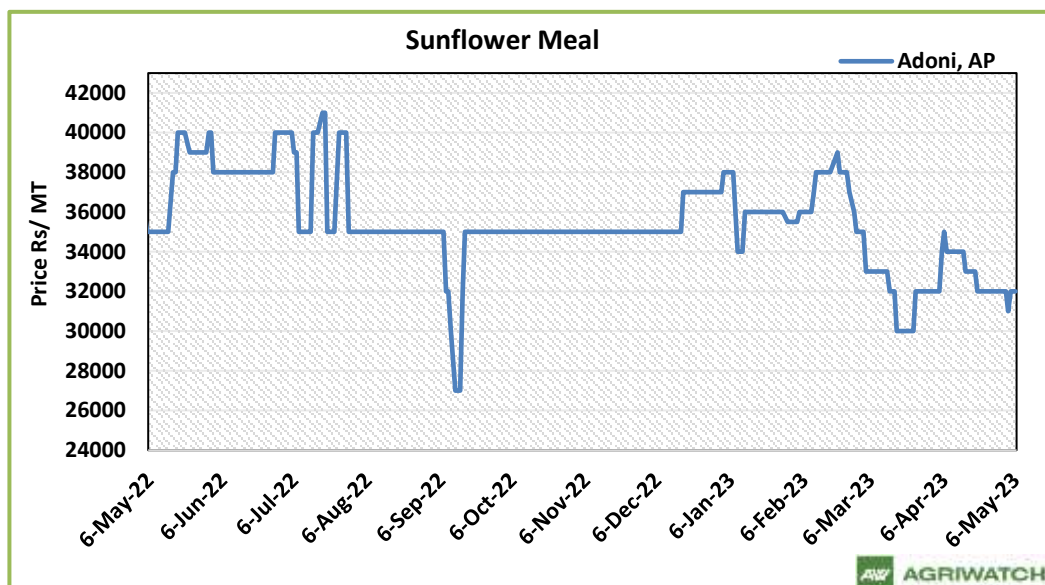
The major cash markets of wheat exhibited mixed sentiments during the reviewed week. In Indore and other markets in Madhya Pradesh, prices decreased by Rs.20-25 per quintal due to a scarcity of high-quality wheat. Conversely, in Uttar Pradesh, heavy rainfall and a decrease in arrivals led to an increase in prices compared to the previous week.

As on 07/05/23 a total of **246.56** LMT Wheat has already been procured so far which is up by **40.67%** as compared to same period in previous year. This has already surpassed the total procurement of 188 LMT in the last season.

The weekly average prices of Indore soymeal went up by 1.30% to INR 44,833/MT. amid good export demand. During the week under review, Jaipur RM seed weekly average prices went down by 2% to INR. 5,242/qtl amid weak demand from millers and decline in mustard oil prices

**Trend – Raw Material, Feed:**





Source: AgriWatch

## Soy meal

During the week under review, Indore Soymeal weekly average prices went up by 1.30% to INR 44,833/MT as compared to last week at INR 44,256/ MT, amid good export demand. Month-to-date soymeal prices are up by 2.2%, Year-to-date up by 5.9%. However, in last one year down by 15.9%. Soymeal prices are currently at 14 days high, owing to good export demand.

Total Soy meal exports in Oct'22- March'23 went up by 327% to 9.01 Lakh tonnes vs 2.11 Lakh tonnes previous year same period. However, Soymeal exports up by 884% to 2.35 Lakh tonnes in Mar'23 Vs 0.24 Lakh tonnes previous year same period. Soymeal exports went up for the seventh straight month on good soymeal export demand from South East Asia tracking competitive prices in global markets. In upcoming month too soymeal exports likely to go up on good demand.

The local prices of soybeans in India have dropped significantly from its peak of Rs.7640 per quintal in April 2022 to Rs.4500 per quintal, leading to increased crushing and better price parity. As a result, the export of soybean meal has become attractive in the last six months. Currently, as of April 25th, 2023, Indian soybean meal is quoted at US\$ 576 per ton Ex-Kandla, while Argentina soybean meal is quoted at US\$ 535 per ton Ex-Rotterdam. India has a logistic advantage in supplying soybean meal to Southeast Asia in small lots, which is its major consumer. Additionally, Indian Soybean Meal is non-GMO, giving it an advantage and making it the preferred choice for certain European countries and the USA. The depreciation of the rupee has also contributed to the overall export growth. As a result, India's export of soybean meal has rebounded since the new crop season in November 2022, with reported shipments of 860,902 tons, compared to just 196,614 tons in the same period the previous year (Nov.'21-Mar.'22).

It can be depicted from the above chart, that soymeal export demand jumps when spread between Argentina FOB and FOR kandla minimizes. The same can be seen in the past.

During the week under review, currently, Indian Soymeal FOB average prices stood at \$571/MT, Argentina Soymeal FOB prices trading at \$522/MT Ex-Rotterdam and spread stands at \$49/MT. Upon increase in spread, soymeal export demand likely to get affected if it continues for long duration.

Soybean meal prices are expected to trade sideways with slightly weak bias. Revival in soymeal export demand likely to support soy meal prices.

<b>Soymeal Indore Price Outlook (INR. /MT)</b>	<b>Previous week 22nd Apr'23- 28th Apr'23</b>	<b>Week under review 29th Apr'23- 05th May'23</b>	<b>Next week 06th May'23- 12th May'23</b>
<b>Weekly Average Price</b>	44,000-44,500	44,500-45,000	43,000-45,000

### Rapeseed - Mustard Seed

During the week under review, Jaipur RM seed weekly average prices declined for four straight weeks and this week went down by 2% to INR 5,242/Qtl. as compared to previous week's INR 5,338/Qtl. amid weak demand from millers and decline in mustard oil prices which declined by 3%, to INR 943/10 Kg, down from INR 970/10 Kg. However, the Month-to-date, RM seed prices show a 3.9% increase, the year-to-date prices have decreased by 20% due to record production.

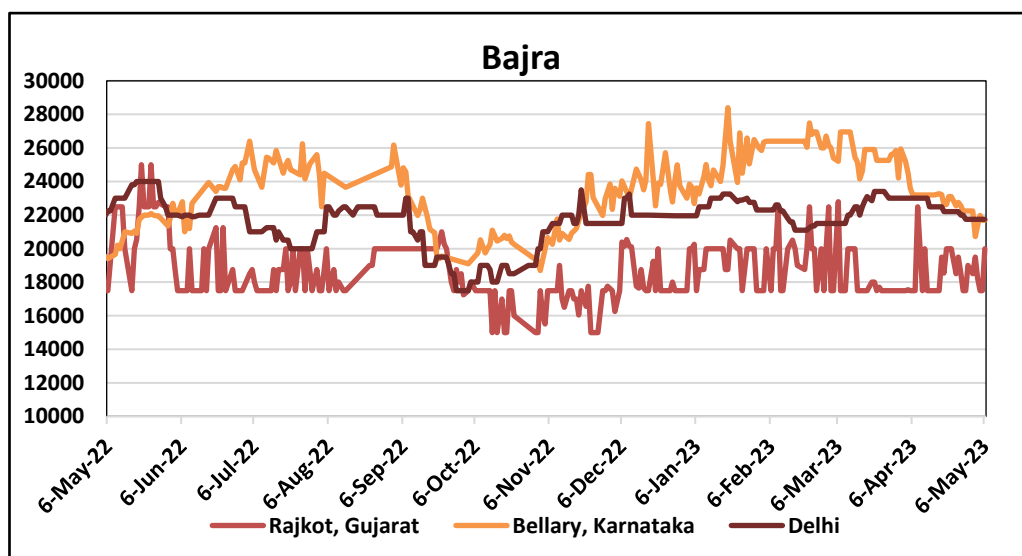
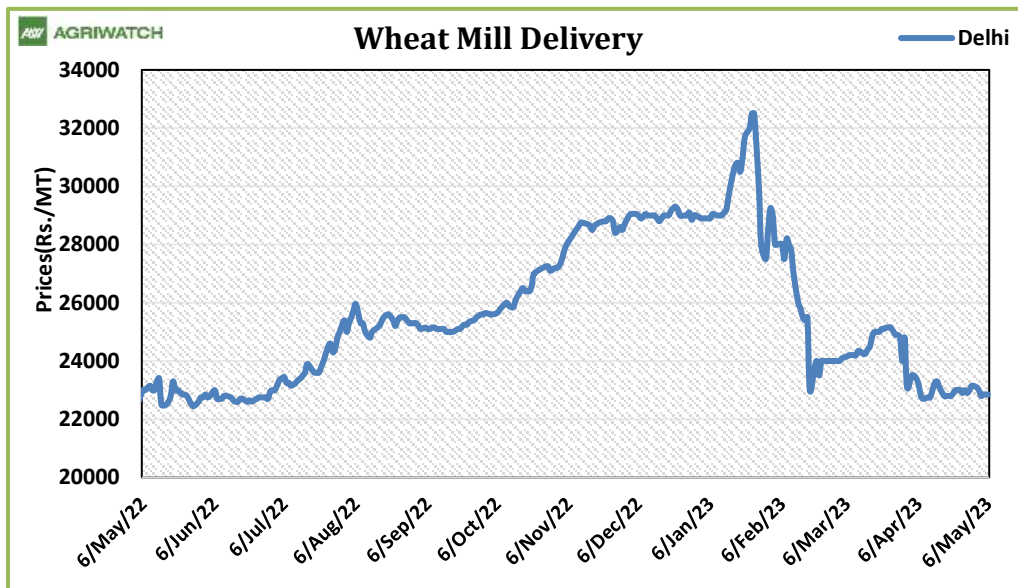
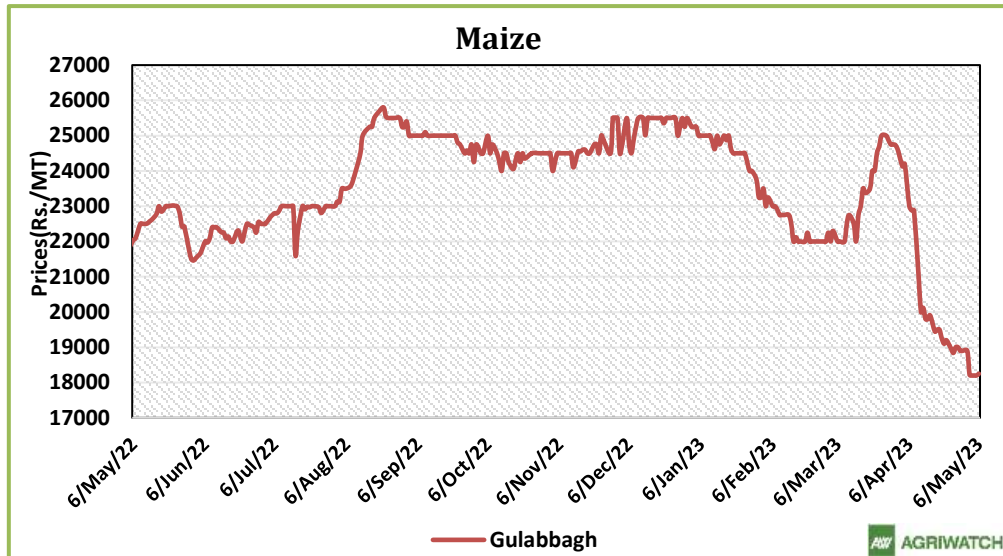
During the week under review, RM Seed arrivals declined. Arrivals in Rajasthan recorded down by 33% to 25 Lakh bags as compared to 37.5 lakh bags previous week. All India arrivals too went down by 31% to 47 Lakh bags Vs 67.75 Lakh bags previous week. As per Agriwatch primary sources, upon disparity, most of the expeller are shut and only few kacchi Ghani are operational. Framers are reluctant to offload their stock at current levels in anticipation of better prices in future. And millers are buying as per their daily need for crushing.

As per NAFED latest report, a total of 4.60 Lakh Metric tonnes of Mustard have been procured in four states, namely Haryana (3.47 Lakh tonnes), Madhya Pradesh (0.6 Lakh tonnes), Gujarat (0.22 Lakh tonnes), and Rajasthan (0.30 Lakh tonnes).

There is a significant jump in export of rapeseed meal in Mar'23 and reported at 2.48 Lakh tons compared to 0.94 Lakh tons previous year same period i.e., up by 13%. Upon record crop of rapeseed and crushing resulted in the highest processing, availability of rapeseed meal and export. Currently India is the most competitive supplier of rapeseed meal to South Korea, Vietnam, Thailand and other Far East Countries. In upcoming months too, we expect good exports amid firm demand from South east Asia.

In upcoming week RM Seed is expected to trade with weak bias amid weak demand from millers tracking disparity, decline in mustard oil. However, procurement from NAFED will limit fall.

<b>Jaipur RM seed Mandi Price Outlook (INR. /Qtl)</b>	<b>Previous week 22nd Apr'23- 28th Apr'23</b>	<b>Week under review 29th Apr'23- 05th May'23</b>	<b>Next week 06th May'23- 12th May'23</b>
<b>Weekly Average Price</b>	5,163-5,463	5,088-5,363	5,200-5,500



Source: AgriWatch

**Prices: Maize-Industrial/Feed Grade: Narela Market**

During the week under review, In Davangere, the average price per quintal of maize slightly increased from INR 1880 to INR 1900. Meanwhile, in Bengaluru, prices remained stable at INR 2150 per quintal. In Namakkal, prices decreased from INR 2220 to INR 2200 per quintal as compared to the previous week. Similarly, in Chennai, prices experienced a marginal reduction from INR 2270 per quintal to INR 2250 this week. However, the average bilty prices in the Gulabghat market declined slightly from INR 2154 to INR 2108.33 per quintal during the same period.

Except Indore, prices were on down in the 3 other centers during week under review due to increase in arrivals in respective markets.

**Annexure**
**Oil Meal Prices at Key Spot Markets:**

Centers	Ex-factory rates (Rs/ton)		
	06-May-23	29-Apr-23	Parity To
Indore - 45%, Jute Bag	45500	44500	Gujarat, MP
Kota - 45%, PP Bag	47000	46500	Rajasthan, Del, Punjab, Haryana
Dhulia/Jalna - 45%, PP Bag	46500	47000	Mumbai, Maharashtra
Nagpur - 45%, PP Bag	46000	44000	Chhattisgarh, Orissa, Bihar, Bangladesh, AP, Kar, TN
Nanded	47000	46500	Andhra, AP, Kar, TN
Latur	47000	46000	-
Sangli	44000	43800	Local and South
Solapur	46800	46500	Local and South
Akola – 45%, PP Bag	45500	44500	Andhra, Chhattisgarh, Orissa, Jharkhand, WB
Hingoli	46000	46000	Andhra, Chhattisgarh, Orissa, Jharkhand, WB
Bundi	46800	46300	-

**Soy DOC Rates at Different Centers**

International Soy DOC			
Argentina FOB USD/MT	06-May-23	29-Apr-23	Change
Soybean Pellets	483	-	-
Soybean Cake Flour	483	-	-
Soya Meal	NR	-	-

Soy Expellers	NR	-	-
<b>Sunflower (DOC) Rates</b>	<b>Ex-factory rates (Rs/ton)</b>		
<b>Centers</b>	<b>06-May-23</b>	<b>29-Apr-23</b>	<b>Change</b>
Adoni	32000	32000	0%

<b>Groundnut Meal (Rs/MT)</b>	<b>06-May-23</b>	<b>29-Apr-23</b>	<b>Change</b>
Basis 45%, Saurashtra	37000	37000	0%
Basis 40%, Saurashtra	34500	34500	0%
GN Cake, Gondal	40000	40500	0%

<b>Mustard DOC/Meal</b>	<b>06-May-23</b>	<b>29-Apr-23</b>	<b>Change</b>
Jaipur (Plant delivery)	20700	20000	4%
Kandla (FOR Rs/MT)	21600	21000	3%

#### Maize Spot Market Prices (Rs. /Quintal)

Market	Grade	06-May-23	29-Apr-23	05-Apr-23	05-May-22	05-May-21
<b>Delhi</b>	Hybrid	2060	2100	2480	2350	Closed
<b>Davangere</b>	Loose	NR	1900	2100	1950	Closed
<b>Nizamabad</b>	Bilty	Closed	1900	2050	2100	Closed
<b>Ahmedabad</b>	Feed	NR	NR	2300	2450	Closed
	Starch	NR	NR	2300	2500	Closed

#### FOB, C&F – Maize at Various Destinations (USD/ton)

Weekly Averages of FOB and C&F Rate to Thailand (\$1= Rs. 81.76)				
	Argentina	Brazil	US	India
<b>FOB</b>	255	254.33	277	255.37
<b>C&amp;F</b>	305	309.33	337	290.37

#### Soy Meal Exports (In MT):

Month	2017	2018	2019	2020	2021	2022
<b>Jan</b>	155160	105678	86378	41726	283167	52771
<b>Feb</b>	207977	73816	132375	20309	247085	33760
<b>Mar</b>	107059	39209	193920	61499	146379	23872
<b>Apr</b>	124374	68264	40829	25940	39750	25265



<b>May</b>	48900	76026	53272	46614	52434	18634
<b>Jun</b>	45975	104088	62524	56638	25918	32194
<b>Jul</b>	80797	63747	76558	61957	26725	14618
<b>Aug</b>	87668	59643	95450	58190	10975	17547
<b>Sep</b>	102212	45388	35268	68576	5831	13718
<b>Oct</b>	71425	150388	63800	120290	14538	40196
<b>Nov</b>	207630	186409	69415	198776	42951	1,64,075
<b>Dec</b>	168865	170588	72233	251221	43260	1,21,138
<b>Total</b>	<b>1408042</b>	<b>1143244</b>	<b>982022</b>	<b>1011736</b>	<b>838264</b>	<b>447385</b>

**Feed Ingredient Prices briefly (Note: Prices Rs. /Qtl):**

<u>Commodity</u>	<u>State</u>	<u>Variety</u>	<u>Center</u>	<u>6-May-23</u>	<u>29-Apr-23</u>	<u>Change</u>
<b>Bajra</b>	Karnataka	Hybrid	Bellary	2169	2225	<b>-56</b>
		Hybrid	Bangalore	3000	3000	<b>Unch</b>
<b>Jowar</b>	Karnataka	White	Bangalore	3200	3200	<b>Unch</b>
		White	Bellary	2554	2393	<b>161</b>
<b>Maize</b>	Karnataka	Yellow	Davangere	1850	1798	<b>52</b>
	Telangana	Yellow	Nizamabad	1675	1545	<b>130</b>
<b>Rice</b>	Haryana	IR8	Karnal	3050	3050	<b>Unch</b>
		Parmal Raw	Karnal	4600	4600	<b>Unch</b>
<b>Soy meal</b>	Madhya Pradesh	DOC	Indore	4550	4450	<b>100</b>
	Maharashtra	DOC	Sangli	4400	4350	<b>50</b>
<b>Sunflower Meal</b>	Andhra Pradesh	Ex-factory	Adoni	3200	3200	<b>Unch</b>
<b>Mustard</b>	Rajasthan	Plant delivery	Jaipur	2070	2000	<b>70</b>
<b>Groundnut Meal</b>	Gujarat	GN Cake	Gondal	4050	4050	<b>Unch</b>
<b>Cottonseed Oil Cake</b>	Gujarat	Ex- Mandi	Kadi	2788	2760	<b>28</b>
<b>Cottonseed Oil Cake</b>	Maharashtra	Ex- Mandi	Akola	2852	2800	<b>52</b>

**Disclaimer**

The information and opinions contained in the document have been compiled from sources believed to be reliable. The company does not warrant its accuracy, completeness, and correctness. Use of data and information contained in this report is at your own risk. This document is not, and should not be construed as, an offer to sell or solicitation to buy any commodities. This document may not be reproduced, distributed, or published, in whole or in part, by any recipient hereof for any purpose without prior permission from the Company. IASL and its affiliates and/or their officers, directors and employees may have positions in any commodities mentioned in this document (or in any related investment) and may from time to time add to or dispose of any such commodities (or investment). Please see the detailed disclaimer at <http://www.agriwatch.com/disclaimer.php> © 2023 Indian Agribusiness Systems Ltd.