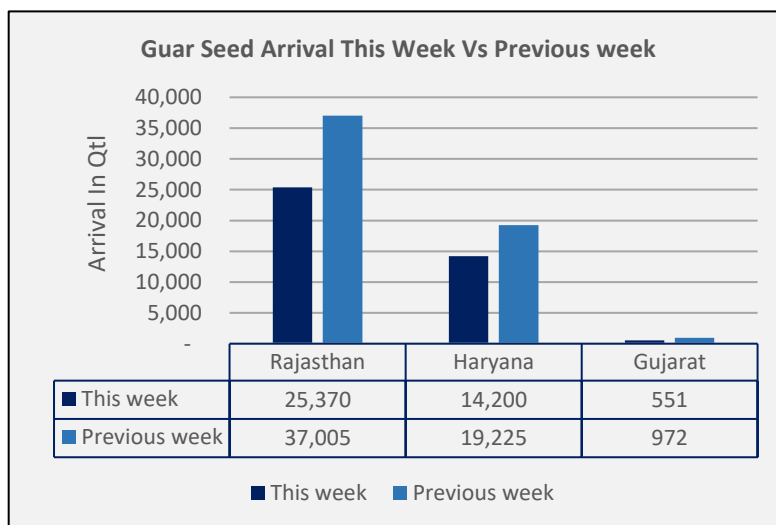


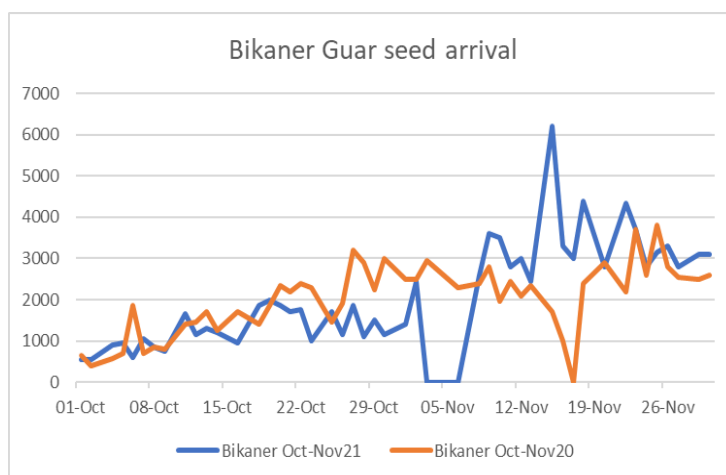
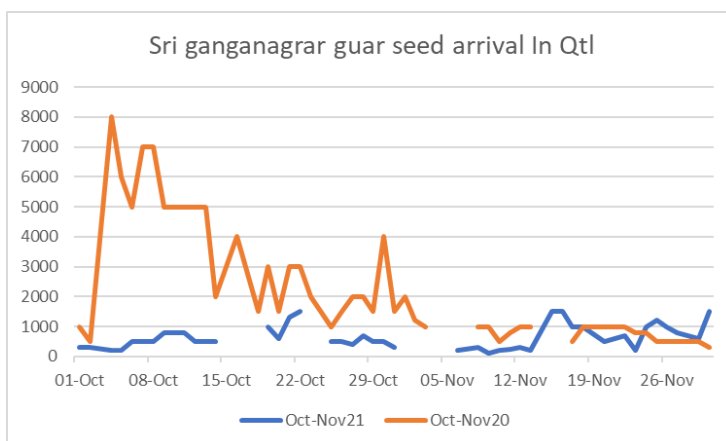
- In Jodhpur, guar seed prices went down as compared to previous day despite firm arrival in the market, In Rajasthan arrival stood at 6,070 Qtl as compared to 5,270 Qtl previous day, In Haryana arrival stood at 3,050 Qtl Vs 2,800 Qtl previous day.
- Week ending 1st Jan, guar seed arrival in Rajasthan arrival went down by 31% to 25,370 Qtl vs 37,005 Qtl previous week, In Haryana arrival went down by 26% to 14,200 Qtl vs 19,225 Qtl previous week and in Gujarat arrival went down by 43% to 551 Qtl vs 972 Qtl previous week.
- As on 23rd Dec 2021, data released by Baker Hughes, the number of oilrigs in USA went up by 5 to 480 compared to 475 previous week.



Monthly oilrig count in Oct'21 stood at 438 vs 201 last year same period. Increase in oilrig count continued this week as well, increase in oilrig count in US likely to support export demand which is major importer of guar. Additionally, Currently rupee against US dollar remained weak, likely to underpin guar exports.

- India's guar gum exports decreased in the month of November 2021 by 25.01% to 17,466 tonnes compared to 23,292 tonnes during previous month at an average FoB of US \$ 2169 per tonne in the month of Nov'2021 as compared to US \$ 1849 per tonne previous month. Further, the gum shipments were up by 30.21% in Nov'2021 compared to the same period last year. Of the total exported quantity, around 4,645 tonnes bought by US, Russia 4,000 tonnes, Germany 1,322 tonnes, china 1,070 tonnes, Australia 1,041 tonnes and Canada 862 tonnes.
- India's guar split exports increased in the month of Nov'2021 by 1.55% to 2,620 tonnes compared to 2,580 tonnes previous month at an average FoB of US \$ 1,557 per tonne in the month of Nov'21 compared to US \$ 1,325 per tonne previous month. However, the guar split shipments gone down by 42.51 % in Nov'21 2021 compared to the same period last year. Of the total exported quantity, around 1,900 tonnes bought by China, US 660 tonnes and Switzerland 60 tonnes.
- As on 10th Dec 2021, data released by Baker Hughes, the number of oilrigs in USA went up by 4 to 471 compared to 467 previous week. Monthly oilrig count in Oct'21 stood at 438 vs 201 last year same period. Increase in oilrig count continued this week as well, increase in oilrig count in US likely to boost export demand which is major importer of guar. Additionally, Currently rupee against US dollar remained weak, likely to support guar exports.

- In Sri Ganganagar, Oct-Nov'21 arrival stood 74% lower at 27,450 Qtl vs 104,900 Qtl in same period last year. Whereas, in Oct'21 arrival stood 85% lower at 13,400 Qtl vs 88,000 Qtl and in November'21 arrival stood 17% lower at 14,050 Qtl vs 16,900 Qtl last year same period.
- In Bikaner (Bikaner, Nokha, Khajuwala and Lunkaransar), Oct-Nov'21 arrival stood 1% lower at 98,880 Qtl vs 100,180 Qtl in same period last year. Whereas, in Oct'21 arrival stood 25% lower at 31,080 Qtl vs 41,230 Qtl and in November'21 arrival stood 15% higher at 67,800 Qtl vs 58,950 Qtl last year same period.
- In November'21, Jodhpur guar seed prices declined by 20-22% on firm arrival of new season crop and prices closed to one month low. Jodhpur guar gum corrected by 25-29% in November followed by weakness in guar seed prices. However, guar seed prices are still more than 45% higher YoY on lower production expectation.
- As per sources, farmers are willing to hold more guar produce this year due to anticipation of higher prices in future.
- According to Rajasthan govt 2021-22 first advance estimates, Guar seed production estimate pegged at 13.73 lakh tonnes vs 11.36 lakh tonne last year, Additionally, 2021-22 acreage stood at 21.13 lakh hectare as compared to 24.84 lakh hectare last year. Yield pegged higher at 650 kg/Ha vs 458 kg/Ha last year.
- According to Gujarat govt 2021-22 first advance estimates, Guar Seed production estimate pegged at 1.01 lakh tonne Vs 0.85 Lakh tonnes last year, Additionally, 2021-22 acreage stood at 1.21 lakh ha Vs 1.22 lakh ha. Yield pegged higher at 873 kg/ha Vs 699 Kg/ Ha last year.
- According to the provisional data from Agricultural and Processed Food Products Export Development Authority (APEDA), the guar gum exports from India increased by 46% to 1,85,222 metric tonnes during April-Oct(2020-2021) this fiscal vs 1,26,808 metric tonnes during the corresponding period last year. In value terms, the exports went up to Rs. 1,631 crores vs Rs. 1,061 Cr. crores same period last year.



Previous Updates:

- India's guar gum exports increased in the month of October 2021 by 21.74% to 23,292 tonnes compared to 19,132 tonnes during previous month at an average FoB of US \$ 1849 per tonne in the month of Oct'2021 as compared to US \$ 1756 per tonne previous month. Further, the gum shipments were up by 62.53% in Oct'2021 compared to the same period last year. Of the total exported quantity, around

10,083 tonnes bought by US, Russia 3,327 tonnes, Germany 2,711 tonnes, china 789 tonnes, Australia 466 tonnes and Canada 911 tonnes.

- India's guar split exports decreased in the month of Oct'2021 by 29.51% to 2,580 tonnes compared to 3,660 tonnes previous month at an average FoB of US \$ 1325 per tonne in the month of Oct'21 compared to US \$ 1,370 per tonne previous month. However, the guar split shipments gone down by 24.78 % in Oct 2021 compared to the same period last year. Of the total exported quantity, around 1,900 tonnes bought by China, US 500 tonnes and Netherland 120 tonnes.
- Outlook:** The guar seed and guar gum prices are likely to trade with firm to steady bias amid tight arrival. Guar seed prices are expected to trade around Rs5800-6500/Qtl in near term.

NCDEX-FUTURES MARKET – Guar Seed

Contract	%	Open	High	Low	Close	Volume	Change	OI	Change
Jan-21	+0.56	6050	6120	6029	6061	23460	710	39980	-6635
Feb-22	+0.61	6120	6178	6085	6121	26280	6535	39860	5950

NCDEX-FUTURES MARKET- Guar Gum

Contract	%	Open	High	Low	Close	Volume	Change	OI	Change
Jan-21	+0.86	10935	10997	10724	10848	7635	-7470	21045	-2,195
Feb-22	+1.09	10920	11131	10852	10988	9120	-4995	32770	2,180

Guar seed Stock Position:

Stocks	Demat	In-Process	Total
	31-Dec-21	31-Dec-21	31-Dec-21
Bikaner	18123	80	18203
Deesa	138	-	138
Sri Ganganagar	1281	-	1281
Jodhpur	724	-	724
Nokha	-	-	-



Guar Gum Stock Position:			
Stocks	Demat	In-Process	Total
	31-Dec-21	31-Dec-21	31-Dec-21
Deesa	120	-	120
Bikaner	4182	119	4301
Jodhpur	15655	238	15893
Nokha	4029	20	4049
Sri Ganganagar	90	-	90

Churi and Korma Prices:		3-Jan-22
Commodity	Center	Rs./75 kg.
Churi	Jodhpur	2300
Korma	Jodhpur	3500
Churi	Sri Ganganagar	2475
Korma	Sri Ganganagar	3600

Guar Export Prices:		3-Jan-22	3-Jan-22
	Variety	Value (Rs/Kg)	Value (\$/MT)
Guargum/Split (Mundra Port)		61	821
Guargum Powder	200 Mesh 5000 CPS	75	1009
	200 Mesh 3500 CPS	72	969
Guargum Meal	Meal 40%	28	377
	Meal 50%	41	552

**Guar seed EDD:**

	10-Jan-21	10-Feb-22	10-Mar-22	10-Apr-22	10-May-22
Bikaner	1582	502	40	20	3783
Deesa	-	-	-	-	-
Sri Ganganagar	-	-			371
Jodhpur	-	-	-	-	50
Nokha	-	-	-	-	-

Guar Gum EDD:

	10-Jan-21	10-Feb-22	10-Mar-22	10-Apr-22	10-May-22
Deesa	-	-	-	-	-
Bikaner	-	-	-	-	1220
Jodhpur	50	313	546	690	3360
Nokha	100	229	209	389	1220
Sri Ganganagar	-	10	-	30	40

Guar Seed Prices at Key Spot Markets:

Commodity	District	Centre	Prices (Rs/Qtl)		Change
			3-Jan-22	31-Dec-21	
Guar Seed					
Rajasthan	Jodhpur	Jodhpur (Loose)	5800	6025	-225
		Jodhpur(Delivery)	6090	6326	-236
	Sri-Ganganagar	Sri-Ganganagar(Loose)	5850	5800	50
		Sri-Ganganagar (Delivery)	6000	5950	50
		Rawla (Loose)	5950	5850	100
		Gharsana (Loose)	6000	5800	200
		Raisinghnagar (Loose)	6150	6000	150
	Bikaner	Bikaner (Loose)	5875	5700	175
		Bikaner (Delivery)	6169	5985	184
		Nokha(Loose)	5800	5750	50
		Nokha (Delivery)	6090	6038	53
		Khajuwala (Loose)	5800	5800	Unch
		Khajuwala (Delivery)	6090	6090	Unch
		Lunkaransar (Loose)	5900	5800	100
	Hanumangarh	Hanumangarh (Loose)	5800	5800	Unch
		Hanumangarh (Delivery)	6090	6090	Unch
		Nohar (Loose)	NR	NR	-
		Pilibanga (Loose)	5750	5700	50
	Nagaur	Nagaur (Loose)	5900	5700	200
	Churu	Churu (Delivery)	6000	5900	100
	Alwar	Alwar (Loose)	5400	5100	300
Haryana	Hisar	Adampur (Loose)	5800	5650	150
		Adampur (Delivery)	6090	5933	158
	Bhiwani	Bhiwani (Delivery)	NR	6000	-
		Siwani (Loose)	5950	5725	225
	Sirsa	Sirsa (Loose)	5730	5650	80
		Dhabwali (Loose)	NR	NR	-
		Dhabwali (Delivery)	NR	NR	-
		Ellanabad (Loose)	NR	NR	-
	Fatehabad	Fatehabad (Loose)	5325	5300	25
Gujarat	Banaskantha	Deesa (Loose)	NA	NA	-
	Patan	Patan (Loose)	5710	5490	220
	Rajkot	Rajkot (Loose)	5625	5570	55
	Jamnagar	Dhrol (Loose)	NA	NA	-



Madhya Pradesh	Gwalior	Dabra (Loose)	NA	NA	-
Guar Gum					
Rajasthan	Jodhpur	Jodhpur	10100	10800	-700
	Alwar	Alwar	NR	NR	-
	Hanumangarh	Nohar	NR	NR	-
Haryana	Bhiwani	Bhiwani	NR	11200	-
	Sirsa	Sirsa	11000	11200	-200
		Dhabwali	NR	NR	-
		Ellanabad	NR	NR	-
	Fatehabad	Fatehabad	10500	10300	200

Guar Seed Arrivals in Key Centers					
Commodity	District	Centre	Arrivals (Quintals)		Change
Guar Seed			3-Jan-22	31-Dec-21	
Rajasthan	Jodhpur	Jodhpur	50	150	-100
	Sri-Ganganagar	Sri-Ganganagar	1000	800	200
		Rawla	150	200	-50
		Gharsana	100	100	Unch
		Raisinghnagar	100	50	50
	Bikaner	Bikaner	1000	800	200
		Nokha	500	450	50
		Khajuwala	200	300	-100
		Lunkaransar	2000	1000	1000
	Hanumangarh	Hanumangarh	200	150	50
		Nohar	NR	NR	-
		Pilibanga	100	100	Unch
	Nagaur	Nagaur	500	1000	-500
	Churu	Churu	100	150	-50
	Alwar	Alwar	70	20	50
Haryana	Hisar	Adampur	800	800	Unch
	Bhiwani	Bhiwani	NR	500	-
		Siwani	150	300	-150
	Sirsa	Sirsa	2000	1000	1000
		Dhabwali	NR	NR	-
		Ellanabad	NR	NR	-
	Fatehabad	Fatehabad	100	200	-100
Gujarat	Banaskantha	Deesa	NA	NA	-
	Patan	Patan	18	23	-5



	Rajkot	Rajkot	70	100	-30
	Jamnagar	Dhrol	NA	NA	-
Madhya Pradesh	Gwalior	Dabra	NA	NA	-
Total Arrivals/Above Markets			9208	8193	1015

Disclaimer

The information and opinions contained in the document have been compiled from sources believed to be reliable. The company does not warrant its accuracy, completeness and correctness. Use of data and information contained in this report is at your own risk. This document is not, and should not be construed as, an offer to sell or solicitation to buy any commodities. This document may not be reproduced, distributed or published, in whole or in part, by any recipient hereof for any purpose without prior permission from the Company. IASL and its affiliates and/or their officers, directors and employees may have positions in any commodities mentioned in this document (or in any related investment) and may from time to time add to or dispose of any such commodities (or investment). Please see the detailed disclaimer at <http://www.agriwatch.com/Disclaimer.asp> © 2021 Indian Agribusiness Systems Pvt Ltd.