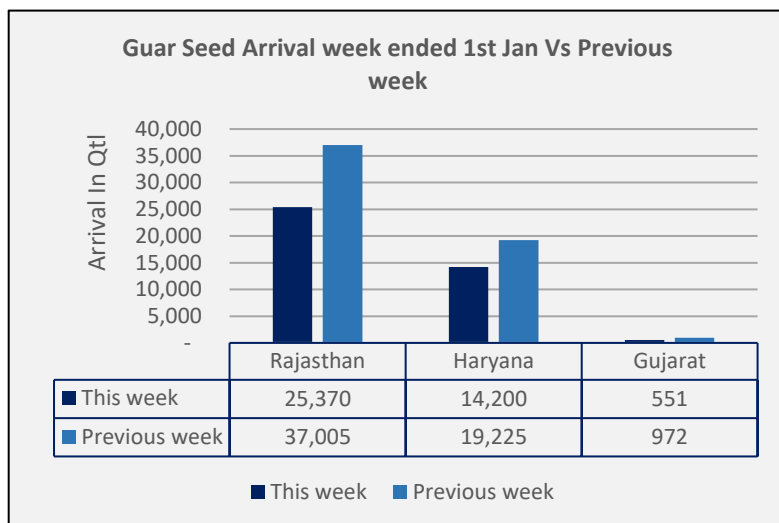


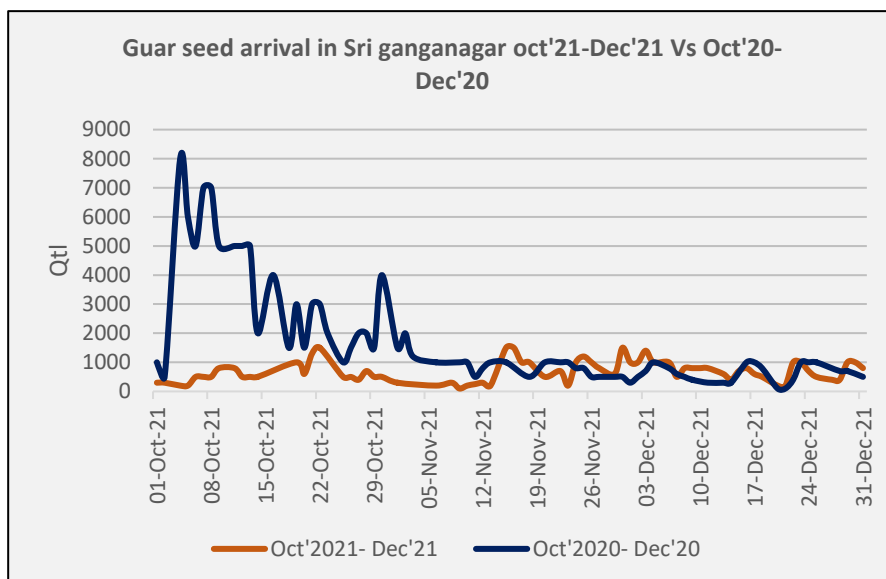
- In Jodhpur, guar seed prices went down as compared to previous day amid tight arrival in the market, In Rajasthan arrival stood at 1,597 Qtl as compared to 745 Qtl previous day, In Haryana arrival stood at 883 Qtl Vs 1,250 Qtl previous day. Tight arrival continued today too because of rainfall in major mandis and auction remain suspended.
- Week ended 1st Jan, guar seed arrival in Rajasthan arrival went down by 31% to 25,370 Qtl vs 37,005 Qtl previous week, In Haryana arrival went down by 26% to 14,200 Qtl vs 19,225 Qtl previous week and in Gujarat arrival went down by 43% to 551 Qtl vs 972 Qtl previous week.
- As on 31<sup>st</sup> Dec 2021, data released by Baker Hughes, the number of oilrigs in USA remain unchanged compared to previous week at 475.



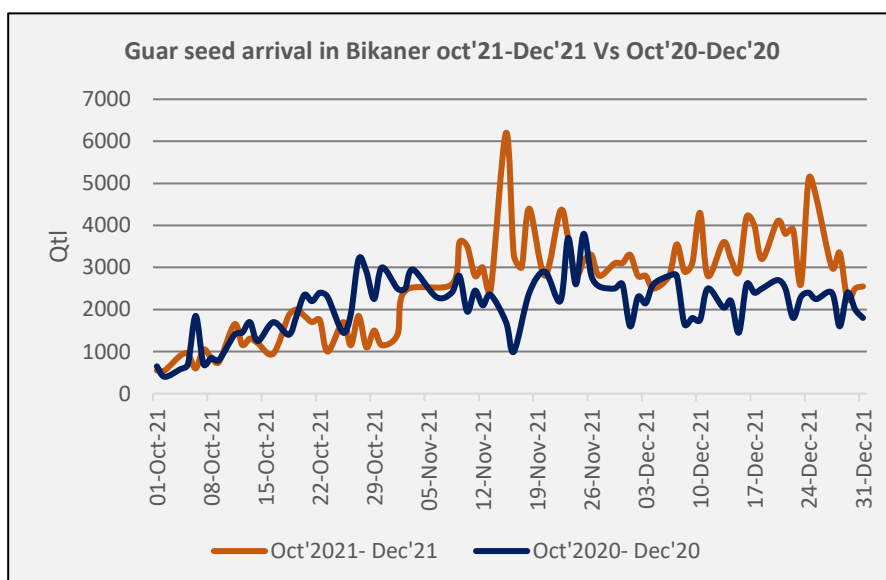
Monthly oilrig count in Oct'21 stood at 438 vs 201 last year same period. Increase in oilrig count continued this week as well, increase in oilrig count in US likely to support export demand which is major importer of guar. Additionally, Currently rupee against US dollar remained weak, likely to underpin guar exports.

- India's guar gum exports decreased in the month of November 2021 by 25.01% to 17,466 tonnes compared to 23,292 tonnes during previous month at an average FoB of US \$ 2169 per tonne in the month of Nov'2021 as compared to US \$ 1849 per tonne previous month. Further, the gum shipments were up by 30.21% in Nov'2021 compared to the same period last year. Of the total exported quantity, around 4,645 tonnes bought by US, Russia 4,000 tonnes, Germany 1,322 tonnes, china 1,070 tonnes, Australia 1,041 tonnes and Canada 862 tonnes.
- India's guar split exports increased in the month of Nov'2021 by 1.55% to 2,620 tonnes compared to 2,580 tonnes previous month at an average FoB of US \$ 1,557 per tonne in the month of Nov'21 compared to US \$ 1,325 per tonne previous month. However, the guar split shipments gone down by 42.51 % in Nov'21 2021 compared to the same period last year. Of the total exported quantity, around 1,900 tonnes bought by China, US 660 tonnes and Switzerland 60 tonnes.

- In Sri Ganganagar, Oct-Dec'21 arrival stood 60% lower at 47,350 Qtl vs 118,600 Qtl in same period last year. Whereas, in Dec'21 arrival stood 42% higher at 19,900 Qtl vs 14,000 Qtl in Dec'20 and in November'21 arrival stood 17% lower at 14,050 Qtl vs 16,900 Qtl last year same period.



- In Bikaner (Bikaner, Nokha, Khajuwala and Lunkaransar), Oct-Dec'21 arrival went 21% up at 1,88,630 Qtl vs 1,55,580 Qtl in same period last year. Whereas, in Dec'21 arrival stood 51% higher at 89,750 Qtl vs 59,300 Qtl in Dec'20
- As per sources, farmers are willing to hold more guar produce this year due to anticipation of higher prices in future.
- According to Rajasthan govt 2021-22 first advance



- estimates, Guar seed production estimate pegged at 13.73 lakh tonnes vs 11.36 lakh tonne last year, Additionally, 2021-22 acreage stood at 21.13 lakh hectare as compared to 24.84 lakh hectare last year. Yield pegged higher at 650 kg/Ha vs 458 kg/Ha last year.
- According to Gujarat govt 2021-22 first advance estimates, Guar Seed production estimate pegged at 1.01 lakh tonne Vs 0.85 Lakh tonnes last year, Additionally, 2021-22 acreage stood at 1.21 lakh ha Vs 1.22 lakh ha. Yield pegged higher at 873 kg/ha Vs 699 Kg/ Ha last year.
- According to the provisional data from Agricultural and Processed Food Products Export Development Authority (APEDA), the guar gum exports from India increased by 46% to 1,85,222 metric tonnes during April-Oct(2020-2021) this fiscal vs 1,26,808 metric tonnes during the corresponding period last year. In value terms, the exports went up to Rs. 1,631 crores vs Rs. 1,061 Cr. crores same period last year.

**Previous Updates:**

- India's guar gum exports increased in the month of October 2021 by 21.74% to 23,292 tonnes compared to 19,132 tonnes during previous month at an average FoB of US \$ 1849 per tonne in the month of Oct'2021 as compared to US \$ 1756 per tonne previous month. Further, the gum shipments were up by 62.53% in Oct'2021 compared to the same period last year. Of the total exported quantity, around 10,083 tonnes bought by US, Russia 3,327 tonnes, Germany 2,711 tonnes, china 789 tonnes, Australia 466 tonnes and Canada 911 tonnes.
- India's guar split exports decreased in the month of Oct'2021 by 29.51% to 2,580 tonnes compared to 3,660 tonnes previous month at an average FoB of US \$ 1325 per tonne in the month of Oct'21 compared to US \$ 1,370 per tonne previous month. However, the guar split shipments gone down by 24.78 % in Oct 2021 compared to the same period last year. Of the total exported quantity, around 1,900 tonnes bought by China, US 500 tonnes and Netherland 120 tonnes.
- Outlook:** The guar seed and guar gum prices are likely to trade range bound with firm bias amid tight arrival and lower production. Guar seed prices are expected to trade around Rs5800-6200/Qtl in near term.

**NCDEX-FUTURES MARKET – Guar Seed**

Contract	%	Open	High	Low	Close	Volume	Change	OI	Change
Jan-21	-	-	-	-	-	-	-	-	-
Feb-22	-	-	-	-	-	-	-	-	-

**NCDEX-FUTURES MARKET- Guar Gum**

Contract	%	Open	High	Low	Close	Volume	Change	OI	Change
Jan-21	-	-	-	-	-	-	-	-	-
Feb-22	-	-	-	-	-	-	-	-	-

**Guar seed Stock Position:**

Stocks	Demat	In-Process	Total
	07-Jan-22	07-Jan-22	07-Jan-22
Bikaner	18475	40	18515
Deesa	138	-	138
Sri Ganganagar	1281	-	1281
Jodhpur	724	-	724
Nokha	-	-	-



Guar Gum Stock Position:			
Stocks	Demat	In-Process	Total
	07-Jan-22	07-Jan-22	07-Jan-22
Deesa	120	-	120
Bikaner	4222	-	4222
Jodhpur	15903	169	16072
Nokha	3914	30	3944
Sri Ganganagar	60	-	60

Churi and Korma Prices:		7-Jan-22
Commodity	Center	Rs./75 kg.
Churi	Jodhpur	2300
Korma	Jodhpur	3500
Churi	Sri Ganganagar	2475
Korma	Sri Ganganagar	3600

Guar Export Prices:		7-Jan-22	7-Jan-22
	Variety	Value (Rs/Kg)	Value (\$/MT)
Guargum/Split (Mundra Port)		61	821
Guargum Powder	200 Mesh 5000 CPS	75	1010
	200 Mesh 3500 CPS	72	969
Guargum Meal	Meal 40%	28	377
	Meal 50%	41	552

**Guar seed EDD:**

	10-Jan-21	10-Feb-22	10-Mar-22	10-Apr-22	10-May-22
<b>Bikaner</b>	1582	502	40	20	3783
<b>Deesa</b>	-	-	-	-	-
<b>Sri Ganganagar</b>	-	-			371
<b>Jodhpur</b>	-	-	-	-	50
<b>Nokha</b>	-	-	-	-	-

**Guar Gum EDD:**

	10-Jan-21	10-Feb-22	10-Mar-22	10-Apr-22	10-May-22
<b>Deesa</b>	-	-	-	-	-
<b>Bikaner</b>	-	-	-	-	1220
<b>Jodhpur</b>	50	313	546	690	3360
<b>Nokha</b>	100	229	209	389	1220
<b>Sri Ganganagar</b>	-	10	-	30	40

**Guar Seed Prices at Key Spot Markets:**

Commodity	District	Centre	Prices (Rs/Qtl)		Change
			8-Jan-22	7-Jan-22	
Guar Seed					
Rajasthan	Jodhpur	Jodhpur (Loose)	6100	6170	-70
		Jodhpur(Delivery)	6405	6479	-74
	Sri-Ganganagar	Sri-Ganganagar(Loose)	5900	5900	Unch
		Sri-Ganganagar (Delivery)	6050	6050	Unch
		Rawla (Loose)	6000	NR	-
		Gharsana (Loose)	5800	NR	-
		Raisinghnagar (Loose)	NR	NR	-
	Bikaner	Bikaner (Loose)	6000	NR	-
		Bikaner (Delivery)	6300	NR	-
		Nokha(Loose)	5850	NR	-
		Nokha (Delivery)	6143	NR	-
		Khajuwala (Loose)	6000	NR	-
		Khajuwala (Delivery)	6300	NR	-
		Lunkaransar (Loose)	NR	NR	-
	Hanumangarh	Hanumangarh (Loose)	NR	NR	-
		Hanumangarh (Delivery)	NR	NR	-
		Nohar (Loose)	5900	5900	Unch
		Pilibanga (Loose)	NR	5800	-
	Nagaur	Nagaur (Loose)	NR	NR	-
	Churu	Churu (Delivery)	5800	6000	-200
	Alwar	Alwar (Loose)	5100	5100	Unch
Haryana	Hisar	Adampur (Loose)	5750	5850	-100
		Adampur (Delivery)	6038	6143	-105
	Bhiwani	Bhiwani (Delivery)	NR	NR	-
		Siwani (Loose)	6100	6100	Unch
	Sirsa	Sirsa (Loose)	5700	5790	-90
		Dhabwali (Loose)	5590	5600	-10
		Dhabwali (Delivery)	5870	5880	-11
		Ellanabad (Loose)	6010	5800	210
	Fatehabad	Fatehabad (Loose)	5350	5400	-50
Gujarat	Banaskantha	Deesa (Loose)	NA	NA	-
	Patan	Patan (Loose)	NA	5500	-
	Rajkot	Rajkot (Loose)	5700	5700	Unch
	Jamnagar	Dhrol (Loose)	NA	NA	-



Madhya Pradesh	Gwalior	Dabra (Loose)	NA	NA	-
Guar Gum					
Rajasthan	Jodhpur	Jodhpur	11000	11000	Unch
	Alwar	Alwar	NR	NR	-
	Hanumangarh	Nohar	NR	NR	-
Haryana	Bhiwani	Bhiwani	NR	NR	-
	Sirsa	Sirsa	11200	11300	-100
		Dhabwali	NR	NR	-
		Ellanabad	NR	NR	-
	Fatehabad	Fatehabad	11250	11000	250

Guar Seed Arrivals in Key Centers					
Commodity	District	Centre	Arrivals (Quintals)		Change
Guar Seed			8-Jan-22	7-Jan-22	
Rajasthan	Jodhpur	Jodhpur	50	60	-10
	Sri-Ganganagar	Sri-Ganganagar	100	400	-300
		Rawla	80	NR	-
		Gharsana	27	NR	-
		Raisinghnagar	NR	NR	-
	Bikaner	Bikaner	500	NR	-
		Nokha	350	NR	-
		Khajuwala	50	NR	-
		Lunkaransar	NR	NR	-
	Hanumangarh	Hanumangarh	NR	NR	-
		Nohar	155	155	Unch
		Pilibanga	NR	20	-
	Nagaur	Nagaur	NR	NR	-
	Churu	Churu	70	50	20
	Alwar	Alwar	215	215	Unch
Haryana	Hisar	Adampur	300	600	-300
	Bhiwani	Bhiwani	NR	NR	-
		Siwani	100	200	-100
	Sirsa	Sirsa	400	400	Unch
		Dhabwali	18	25	-7
		Ellanabad	15	40	-25
	Fatehabad	Fatehabad	50	50	Unch
Gujarat	Banaskantha	Deesa	NA	NA	-
	Patan	Patan	NA	12	-
	Rajkot	Rajkot	50	40	10



	Jamnagar	Dhrol	NA	NA	-
Madhya Pradesh	Gwalior	Dabra	NA	NA	-
Total Arrivals/Above Markets			2530	2267	263

**Disclaimer**

The information and opinions contained in the document have been compiled from sources believed to be reliable. The company does not warrant its accuracy, completeness and correctness. Use of data and information contained in this report is at your own risk. This document is not, and should not be construed as, an offer to sell or solicitation to buy any commodities. This document may not be reproduced, distributed or published, in whole or in part, by any recipient hereof for any purpose without prior permission from the Company. IASL and its affiliates and/or their officers, directors and employees may have positions in any commodities mentioned in this document (or in any related investment) and may from time to time add to or dispose of any such commodities (or investment). Please see the detailed disclaimer at <http://www.agriwatch.com/Disclaimer.asp> © 2021 Indian Agribusiness Systems Pvt Ltd.