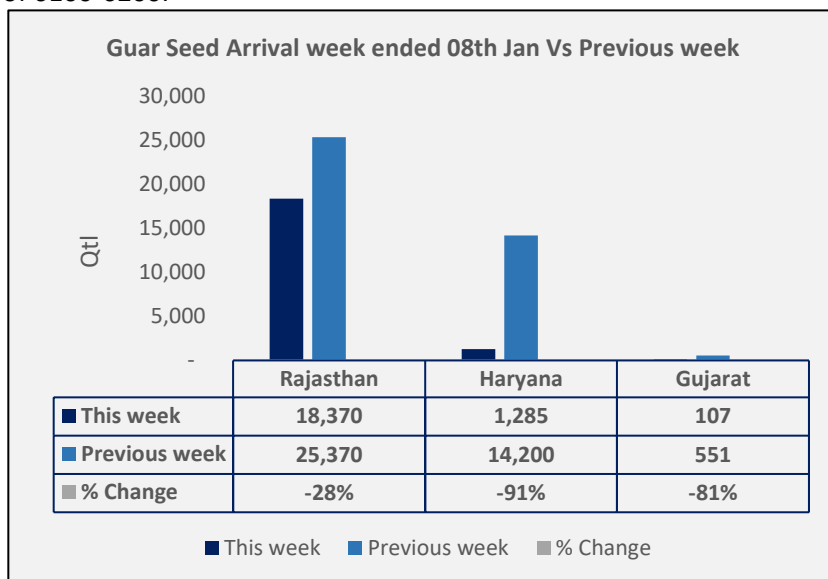
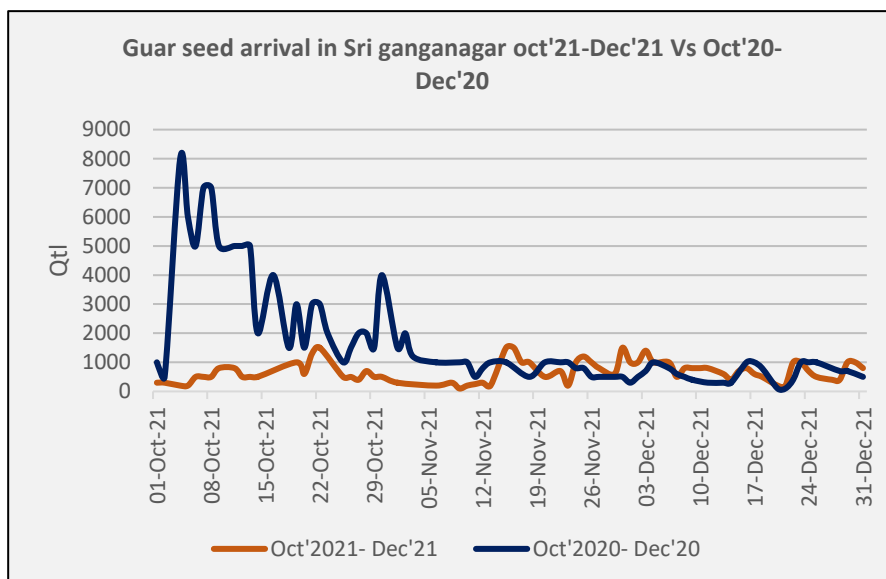


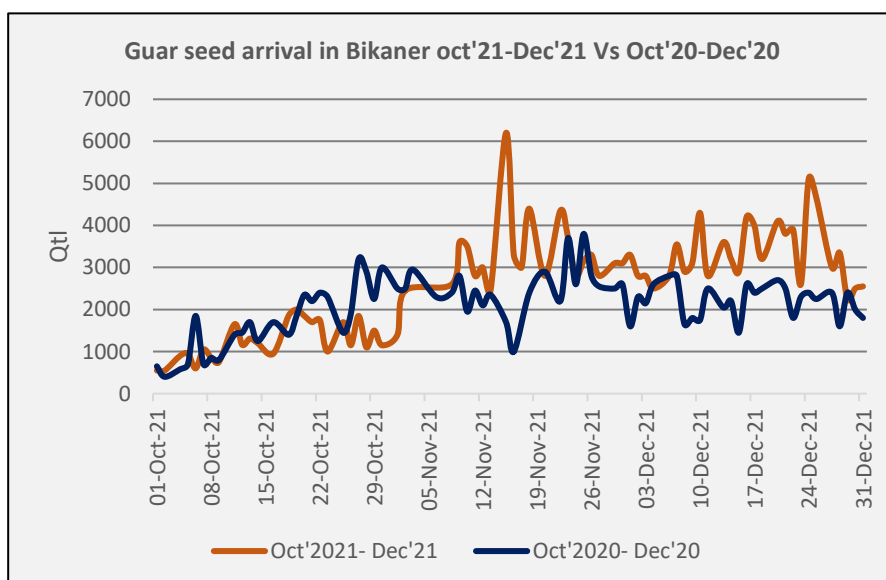
- In Jodhpur, guar seed prices went down as compared to previous day amid firm arrival in the market, In Rajasthan arrival stood at 5,745 Qtl as compared to 1,597 Qtl previous day, In Haryana arrival stood at 1,970 Qtl Vs 883 Qtl previous day. However, futures market went up on fresh long position and closed above multiweek resistance zone of 6100-6200.
- Week ending 08th Jan, guar seed arrival in Rajasthan arrival went down by 28% to 18,370 Qtl vs 25,370 Qtl previous week, In Haryana arrival went down by 91% to 1,285Qtl vs 14,200 Qtl previous week and in Gujarat arrival went down by 81% to 107 Qtl vs 551 Qtl previous week.
- As on 07th 2021, data released by Baker Hughes, the number of oilrigs in USA went up by 1 to 481 compared to 480 previous week. Monthly oilrig count in Dec'21 stood at 474 vs 259 last year same period. Increase in oilrig count continued this week as well, increase in oilrig count in US likely to support export demand which is major importer of guar.
- India's guar gum exports decreased in the month of November 2021 by 25.01% to 17,466 tonnes compared to 23,292 tonnes during previous month at an average FoB of US \$ 2169 per tonne in the month of Nov'2021 as compared to US \$ 1849 per tonne previous month. Further, the gum shipments were up by 30.21% in Nov'2021 compared to the same period last year. Of the total exported quantity, around 4,645 tonnes bought by US, Russia 4,000 tonnes, Germany 1,322 tonnes, china 1,070 tonnes, Australia 1,041 tonnes and Canada 862 tonnes.
- India's guar split exports increased in the month of Nov'2021 by 1.55% to 2,620 tonnes compared to 2,580 tonnes previous month at an average FoB of US \$ 1,557 per tonne in the month of Nov'21 compared to US \$ 1,325 per tonne previous month. However, the guar split shipments gone down by 42.51 % in Nov'21 2021 compared to the same period last year. Of the total exported quantity, around 1,900 tonnes bought by China, US 660 tonnes and Switzerland 60 tonnes.



- In Sri Ganganagar, Oct-Dec'21 arrival stood 60% lower at 47,350 Qtl vs 118,600 Qtl in same period last year. Whereas, in Dec'21 arrival stood 42% higher at 19,900 Qtl vs 14,000 Qtl in Dec'20 and in November'21 arrival stood 17% lower at 14,050 Qtl vs 16,900 Qtl last year same period.



- In Bikaner (Bikaner, Nokha, Khajuwala and Lunkaransar), Oct-Dec'21 arrival went 21% up at 1,88,630 Qtl vs 1,55,580 Qtl in same period last year. Whereas, in Dec'21 arrival stood 51% higher at 89,750 Qtl vs 59,300 Qtl in Dec'20
- As per sources, farmers are willing to hold more guar produce this year due to anticipation of higher prices in future.



- According to Rajasthan govt 2021-22 first advance estimates, Guar seed production estimate pegged at 13.73 lakh tonnes vs 11.36 lakh tonne last year, Additionally, 2021-22 acreage stood at 21.13 lakh hectare as compared to 24.84 lakh hectare last year. Yield pegged higher at 650 kg/Ha vs 458 kg/Ha last year.
- According to Gujarat govt 2021-22 first advance estimates, Guar Seed production estimate pegged at 1.01 lakh tonne Vs 0.85 Lakh tonnes last year, Additionally, 2021-22 acreage stood at 1.21 lakh ha Vs 1.22 lakh ha. Yield pegged higher at 873 kg/ha Vs 699 Kg/ Ha last year.
- According to the provisional data from Agricultural and Processed Food Products Export Development Authority (APEDA), the guar gum exports from India increased by 46% to 1,85,222 metric tonnes during April-Oct(2020-2021) this fiscal vs 1,26,808 metric tonnes during the corresponding period last year. In value terms, the exports went up to Rs. 1,631 crores vs Rs. 1,061 Cr. crores same period last year.

**Previous Updates:**

- India's guar gum exports increased in the month of October 2021 by 21.74% to 23,292 tonnes compared to 19,132 tonnes during previous month at an average FoB of US \$ 1849 per tonne in the month of Oct'2021 as compared to US \$ 1756 per tonne previous month. Further, the gum shipments were up by 62.53% in Oct'2021 compared to the same period last year. Of the total exported quantity, around 10,083 tonnes bought by US, Russia 3,327 tonnes, Germany 2,711 tonnes, china 789 tonnes, Australia 466 tonnes and Canada 911 tonnes.
- India's guar split exports decreased in the month of Oct'2021 by 29.51% to 2,580 tonnes compared to 3,660 tonnes previous month at an average FoB of US \$ 1325 per tonne in the month of Oct'21 compared to US \$ 1,370 per tonne previous month. However, the guar split shipments gone down by 24.78 % in Oct 2021 compared to the same period last year. Of the total exported quantity, around 1,900 tonnes bought by China, US 500 tonnes and Netherland 120 tonnes.
- Outlook:** The guar seed and guar gum prices are likely to trade range bound with firm bias amid tight arrival and lower production. Guar seed prices are expected to trade around Rs5800-6200/Qtl in near term.

**NCDEX-FUTURES MARKET – Guar Seed**

Contract	%	Open	High	Low	Close	Volume	Change	OI	Change
Jan-21	+1.88	6215	6444	6173	6338	15765	1935	16720	-6570
Feb-22	+1.71	6253	6438	6223	6371	55345	16595	70645	8215

**NCDEX-FUTURES MARKET- Guar Gum**

Contract	%	Open	High	Low	Close	Volume	Change	OI	Change
Jan-21	+2.58	11055	11590	11017	11384	7780	1455	7270	-3,605
Feb-22	+2.66	11225	11655	11134	11505	22360	7275	48165	4,120

**Guar seed Stock Position:**

Stocks	Demat	In-Process	Total
	08-Jan-22	08-Jan-22	08-Jan-22
Bikaner	18535	81	18616
Deesa	138	-	138
Sri Ganganagar	1281	-	1281
Jodhpur	724	-	724
Nokha	-	-	-



Guar Gum Stock Position:			
Stocks	Demat	In-Process	Total
	08-Jan-22	08-Jan-22	08-Jan-22
Deesa	120	-	120
Bikaner	4253	-	4253
Jodhpur	15988	174	16162
Nokha	3854	70	3924
Sri Ganganagar	60	-	60

Churi and Korma Prices:		10-Jan-22
Commodity	Center	Rs./75 kg.
Churi	Jodhpur	2300
Korma	Jodhpur	3500
Churi	Sri Ganganagar	2475
Korma	Sri Ganganagar	3600

Guar Export Prices:		10-Jan-22	10-Jan-22
	Variety	Value (Rs/Kg)	Value (\$/MT)
Guargum/Split (Mundra Port)		61	822
Guargum Powder	200 Mesh 5000 CPS	75	1011
	200 Mesh 3500 CPS	72	971
Guargum Meal	Meal 40%	28	377
	Meal 50%	41	553

**Guar seed EDD:**

	10-Jan-21	10-Feb-22	10-Mar-22	10-Apr-22	10-May-22
<b>Bikaner</b>	1582	502	40	20	3783
<b>Deesa</b>	-	-	-	-	-
<b>Sri Ganganagar</b>	-	-			371
<b>Jodhpur</b>	-	-	-	-	50
<b>Nokha</b>	-	-	-	-	-

**Guar Gum EDD:**

	10-Jan-21	10-Feb-22	10-Mar-22	10-Apr-22	10-May-22
<b>Deesa</b>	-	-	-	-	-
<b>Bikaner</b>	-	-	-	-	1220
<b>Jodhpur</b>	50	313	546	690	3360
<b>Nokha</b>	20	169	209	389	1220
<b>Sri Ganganagar</b>	-	10	-	30	40

**Guar Seed Prices at Key Spot Markets:**

Commodity	District	Centre	Prices (Rs/Qtl)		Change
			10-Jan-22	8-Jan-22	
Guar Seed					
Rajasthan	Jodhpur	Jodhpur (Loose)	6000	6100	-100
		Jodhpur(Delivery)	6300	6405	-105
	Sri-Ganganagar	Sri-Ganganagar(Loose)	6000	5900	100
		Sri-Ganganagar (Delivery)	6150	6050	100
		Rawla (Loose)	6075	6000	75
		Gharsana (Loose)	6100	5800	300
		Raisinghnagar (Loose)	6200	NR	-
	Bikaner	Bikaner (Loose)	6100	6000	100
		Bikaner (Delivery)	6405	6300	105
		Nokha(Loose)	6100	5850	250
		Nokha (Delivery)	6405	6143	263
		Khajuwala (Loose)	6200	6000	200
		Khajuwala (Delivery)	6510	6300	210
		Lunkaransar (Loose)	6100	NR	-
	Hanumangarh	Hanumangarh (Loose)	6000	NR	-
		Hanumangarh (Delivery)	6300	NR	-
		Nohar (Loose)	5975	5900	75
		Pilibanga (Loose)	NR	NR	-
	Nagaur	Nagaur (Loose)	5950	NR	-
	Churu	Churu (Delivery)	5900	5800	100
	Alwar	Alwar (Loose)	5450	5100	350
Haryana	Hisar	Adampur (Loose)	5800	5750	50
		Adampur (Delivery)	6090	6038	53
	Bhiwani	Bhiwani (Delivery)	NR	NR	-
		Siwani (Loose)	6200	6100	100
	Sirsa	Sirsa (Loose)	5800	5700	100
		Dhabwali (Loose)	5590	5590	Unch
		Dhabwali (Delivery)	5870	5870	Unch
		Ellanabad (Loose)	6000	6010	-10
	Fatehabad	Fatehabad (Loose)	5500	5350	150
Gujarat	Banaskantha	Deesa (Loose)	NA	NA	-
	Patan	Patan (Loose)	5620	NA	-
	Rajkot	Rajkot (Loose)	5775	5700	75
	Jamnagar	Dhrol (Loose)	NA	NA	-



Madhya Pradesh	Gwalior	Dabra (Loose)	NA	NA	-
Guar Gum					
Rajasthan	Jodhpur	Jodhpur	11500	11000	500
	Alwar	Alwar	NR	NR	-
	Hanumangarh	Nohar	NR	NR	-
Haryana	Bhiwani	Bhiwani	NR	NR	-
	Sirsa	Sirsa	11600	11200	400
		Dhabwali	NR	NR	-
		Ellanabad	NR	NR	-
	Fatehabad	Fatehabad	11550	11250	300

Guar Seed Arrivals in Key Centers					
Commodity	District	Centre	Arrivals (Quintals)		Change
Guar Seed			10-Jan-22	8-Jan-22	
Rajasthan	Jodhpur	Jodhpur	150	50	100
	Sri-Ganganagar	Sri-Ganganagar	800	100	700
		Rawla	100	80	20
		Gharsana	80	27	53
		Raisinghnagar	70	NR	-
		Bikaner	Bikaner	1300	500
	Bikaner	Nokha	500	350	150
		Khajuwala	150	50	100
		Lunkaransar	1000	NR	-
		Hanumangarh	Hanumangarh	150	NR
	Nohar		320	155	165
	Pilibanga		NR	NR	-
	Nagaur	Nagaur	1000	NR	-
	Churu	Churu	100	70	30
Alwar	Alwar	25	215	-190	
Haryana	Hisar	Adampur	500	300	200
	Bhiwani	Bhiwani	NR	NR	-
		Siwani	100	100	Unch
	Sirsa	Sirsa	1200	400	800
		Dhabwali	40	18	22
		Ellanabad	80	15	65
	Fatehabad	Fatehabad	50	50	Unch
Gujarat	Banaskantha	Deesa	NA	NA	-
	Patan	Patan	9	NA	-



	<b>Rajkot</b>	Rajkot	50	50	<b>Unch</b>
	<b>Jamnagar</b>	Dhrol	NA	NA	-
<b>Madhya Pradesh</b>	<b>Gwalior</b>	Dabra	NA	NA	-
<b>Total Arrivals/Above Markets</b>			<b>7774</b>	<b>2530</b>	<b>5244</b>

**Disclaimer**

The information and opinions contained in the document have been compiled from sources believed to be reliable. The company does not warrant its accuracy, completeness and correctness. Use of data and information contained in this report is at your own risk. This document is not, and should not be construed as, an offer to sell or solicitation to buy any commodities. This document may not be reproduced, distributed or published, in whole or in part, by any recipient hereof for any purpose without prior permission from the Company. IASL and its affiliates and/or their officers, directors and employees may have positions in any commodities mentioned in this document (or in any related investment) and may from time to time add to or dispose of any such commodities (or investment). Please see the detailed disclaimer at <http://www.agriwatch.com/Disclaimer.asp> © 2021 Indian Agribusiness Systems Pvt Ltd.