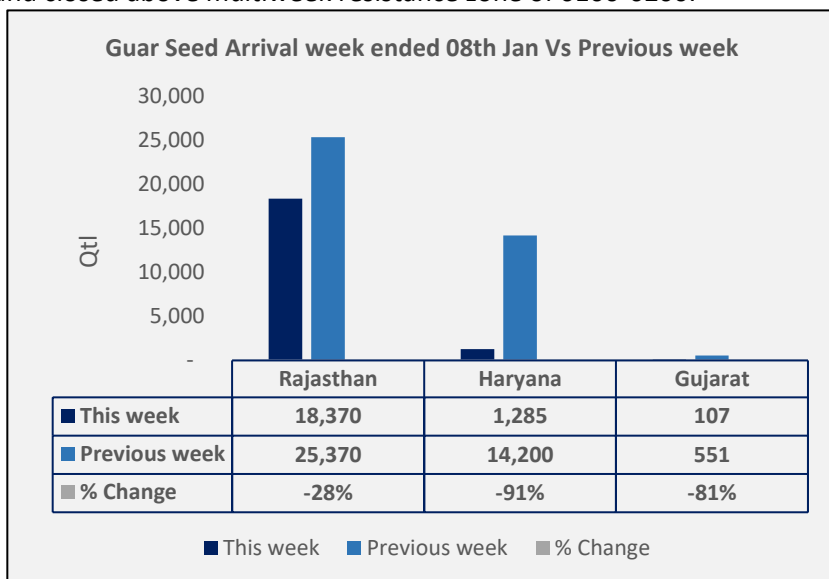
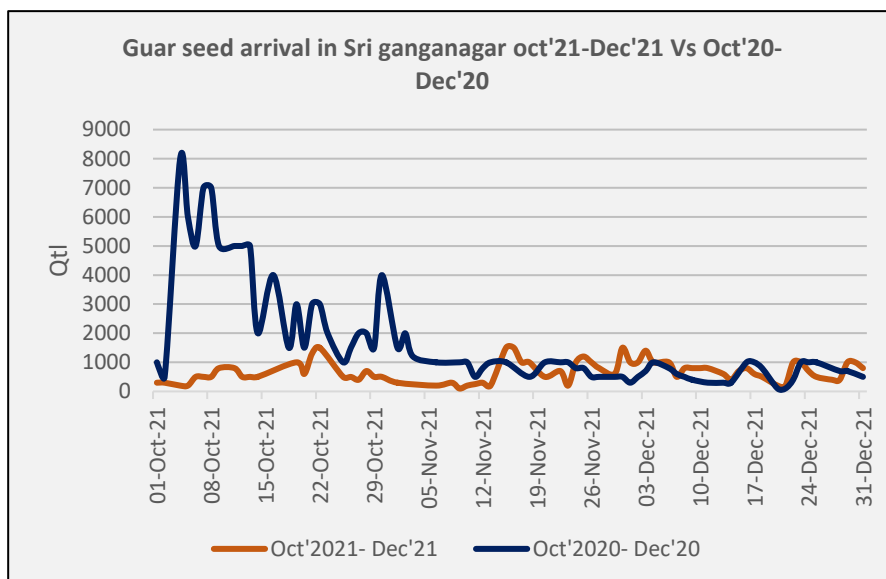


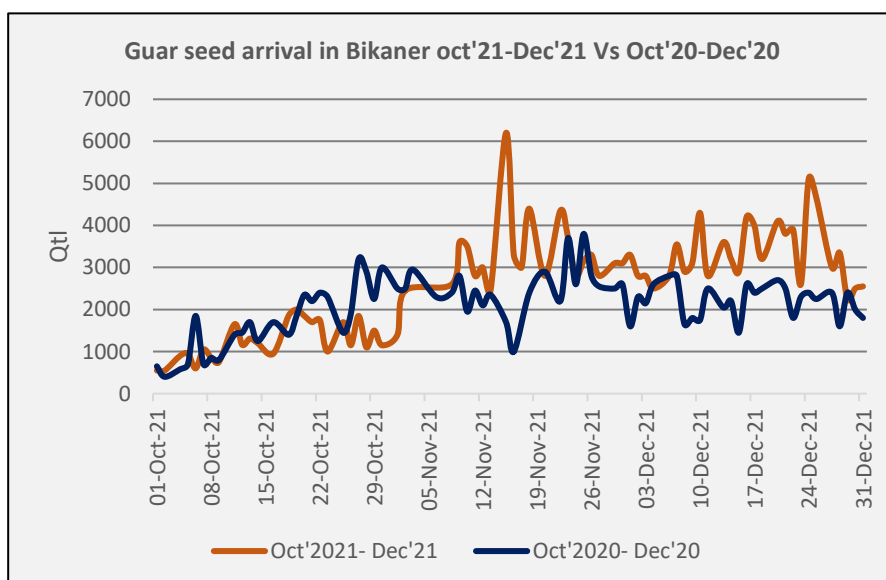
- In Jodhpur, guar seed prices remained steady as compared to previous day amid firm arrival in the market, In Rajasthan arrival stood at 5,375 Qtl as compared to 5,065 Qtl previous day, In Haryana arrival stood at 2,600 Qtl Vs 2,025 Qtl previous day. However, futures market of February expiry gains continued on fresh long position and closed above multiweek resistance zone of 6100-6200.
- Week ending 08th Jan, guar seed arrival in Rajasthan arrival went down by 28% to 18,370 Qtl vs 25,370 Qtl previous week, In Haryana arrival went down by 91% to 1,285Qtl vs 14,200 Qtl previous week and in Gujarat arrival went down by 81% to 107 Qtl vs 551 Qtl previous week.
- As on 07th 2021, data released by Baker Hughes, the number of oilrigs in USA went up by 1 to 481 compared to 480 previous week. Monthly oilrig count in Dec'21 stood at 474 vs 259 last year same period. Increase in oilrig count continued this week as well, increase in oilrig count in US likely to support export demand which is major importer of guar.
- India's guar gum exports decreased in the month of November 2021 by 25.01% to 17,466 tonnes compared to 23,292 tonnes during previous month at an average FoB of US \$ 2169 per tonne in the month of Nov'2021 as compared to US \$ 1849 per tonne previous month. Further, the gum shipments were up by 30.21% in Nov'2021 compared to the same period last year. Of the total exported quantity, around 4,645 tonnes bought by US, Russia 4,000 tonnes, Germany 1,322 tonnes, china 1,070 tonnes, Australia 1,041 tonnes and Canada 862 tonnes.
- India's guar split exports increased in the month of Nov'2021 by 1.55% to 2,620 tonnes compared to 2,580 tonnes previous month at an average FoB of US \$ 1,557 per tonne in the month of Nov'21 compared to US \$ 1,325 per tonne previous month. However, the guar split shipments gone down by 42.51 % in Nov'21 2021 compared to the same period last year. Of the total exported quantity, around 1,900 tonnes bought by China, US 660 tonnes and Switzerland 60 tonnes.



- In Sri Ganganagar, Oct-Dec'21 arrival stood 60% lower at 47,350 Qtl vs 118,600 Qtl in same period last year. Whereas, in Dec'21 arrival stood 42% higher at 19,900 Qtl vs 14,000 Qtl in Dec'20 and in November'21 arrival stood 17% lower at 14,050 Qtl vs 16,900 Qtl last year same period.



- In Bikaner (Bikaner, Nokha, Khajuwala and Lunkaransar), Oct-Dec'21 arrival went 21% up at 1,88,630 Qtl vs 1,55,580 Qtl in same period last year. Whereas, in Dec'21 arrival stood 51% higher at 89,750 Qtl vs 59,300 Qtl in Dec'20
- As per sources, farmers are willing to hold more guar produce this year due to anticipation of higher prices in future.



- According to Rajasthan govt 2021-22 first advance estimates, Guar seed production estimate pegged at 13.73 lakh tonnes vs 11.36 lakh tonne last year, Additionally, 2021-22 acreage stood at 21.13 lakh hectare as compared to 24.84 lakh hectare last year. Yield pegged higher at 650 kg/Ha vs 458 kg/Ha last year.
- According to Gujarat govt 2021-22 first advance estimates, Guar Seed production estimate pegged at 1.01 lakh tonne Vs 0.85 Lakh tonnes last year, Additionally, 2021-22 acreage stood at 1.21 lakh ha Vs 1.22 lakh ha. Yield pegged higher at 873 kg/ha Vs 699 Kg/ Ha last year.
- According to the provisional data from Agricultural and Processed Food Products Export Development Authority (APEDA), the guar gum exports from India increased by 46% to 1,85,222 metric tonnes during April-Oct(2020-2021) this fiscal vs 1,26,808 metric tonnes during the corresponding period last year. In value terms, the exports went up to Rs. 1,631 crores vs Rs. 1,061 Cr. crores same period last year.

Previous Updates:

- India's guar gum exports increased in the month of October 2021 by 21.74% to 23,292 tonnes compared to 19,132 tonnes during previous month at an average FoB of US \$ 1849 per tonne in the month of Oct'2021 as compared to US \$ 1756 per tonne previous month. Further, the gum shipments were up by 62.53% in Oct'2021 compared to the same period last year. Of the total exported quantity, around 10,083 tonnes bought by US, Russia 3,327 tonnes, Germany 2,711 tonnes, china 789 tonnes, Australia 466 tonnes and Canada 911 tonnes.
- India's guar split exports decreased in the month of Oct'2021 by 29.51% to 2,580 tonnes compared to 3,660 tonnes previous month at an average FoB of US \$ 1325 per tonne in the month of Oct'21 compared to US \$ 1,370 per tonne previous month. However, the guar split shipments gone down by 24.78 % in Oct 2021 compared to the same period last year. Of the total exported quantity, around 1,900 tonnes bought by China, US 500 tonnes and Netherland 120 tonnes.
- Outlook:** The guar seed and guar gum prices are likely to trade range bound with firm bias amid tight arrival and lower production. Guar seed prices are expected to trade around Rs6000-6500/Qtl in near term.

NCDEX-FUTURES MARKET – Guar Seed

Contract	%	Open	High	Low	Close	Volume	Change	OI	Change
Jan-21	+0.79	6435	6490	6391	6410	6330	-8230	6990	-2200
Feb-22	+0.42	6422	6522	6415	6428	56120	8470	76565	3875

NCDEX-FUTURES MARKET- Guar Gum

Contract	%	Open	High	Low	Close	Volume	Change	OI	Change
Jan-21	+1.70	11650	11918	11649	11700	2685	-2980	2550	-1,440
Feb-22	+1.64	11720	12028	11720	11800	23320	6055	54165	1,860

Guar seed Stock Position:

Stocks	Demat	In-Process	Total
	11-Jan-22	11-Jan-22	11-Jan-22
Bikaner	17043	211	17254
Deesa	138	-	138
Sri Ganganagar	1281	-	1281
Jodhpur	724	-	724
Nokha	-	-	-



Guar Gum Stock Position:			
Stocks	Demat	In-Process	Total
	11-Jan-22	11-Jan-22	11-Jan-22
Deesa	120	-	120
Bikaner	4199	149	4348
Jodhpur	16087	169	16256
Nokha	3795	120	3915
Sri Ganganagar	60	-	60

Churi and Korma Prices:		12-Jan-22
Commodity	Center	Rs./75 kg.
Churi	Jodhpur	2300
Korma	Jodhpur	3500
Churi	Sri Ganganagar	2475
Korma	Sri Ganganagar	3600

Guar Export Prices:		12-Jan-22	12-Jan-22
	Variety	Value (Rs/Kg)	Value (\$/MT)
Guargum/Split (Mundra Port)		61	825
Guargum Powder	200 Mesh 5000 CPS	75	1014
	200 Mesh 3500 CPS	72	974
Guargum Meal	Meal 40%	28	379
	Meal 50%	41	555

**Guar seed EDD:**

	10-Jan-21	10-Feb-22	10-Mar-22	10-Apr-22	10-May-22
Bikaner	1582	502	40	20	3783
Deesa	-	-	-	-	-
Sri Ganganagar	-	-			371
Jodhpur	-	-	-	-	50
Nokha	-	-	-	-	-

Guar Gum EDD:

	10-Jan-21	10-Feb-22	10-Mar-22	10-Apr-22	10-May-22
Deesa	-	-	-	-	-
Bikaner	-	-	-	-	1220
Jodhpur	50	313	546	690	3360
Nokha	20	169	209	389	1220
Sri Ganganagar	-	10	-	30	40

Guar Seed Prices at Key Spot Markets:

Commodity	District	Centre	Prices (Rs/Qtl)		Change
			12-Jan-22	11-Jan-22	
Guar Seed					
Rajasthan	Jodhpur	Jodhpur (Loose)	6000	6000	Unch
		Jodhpur(Delivery)	6300	6300	Unch
	Sri-Ganganagar	Sri-Ganganagar(Loose)	6000	6000	Unch
		Sri-Ganganagar (Delivery)	6150	6150	Unch
		Rawla (Loose)	6150	NR	-
		Gharsana (Loose)	6200	NR	-
		Raisinghnagar (Loose)	6200	6250	-50
	Bikaner	Bikaner (Loose)	6150	6070	80
		Bikaner (Delivery)	6458	6374	84
		Nokha(Loose)	6150	6100	50
		Nokha (Delivery)	6458	6405	53
		Khajuwala (Loose)	Closed	6300	-
		Khajuwala (Delivery)	Closed	6615	-
		Lunkaransar (Loose)	6150	6100	50
	Hanumangarh	Hanumangarh (Loose)	5800	5950	-150
		Hanumangarh (Delivery)	6090	6248	-158
		Nohar (Loose)	6090	5965	125
		Pilibanga (Loose)	6050	5980	70
	Nagaur	Nagaur (Loose)	6100	5950	150
	Churu	Churu (Delivery)	6100	5900	200
	Alwar	Alwar (Loose)	5550	5500	50
Haryana	Hisar	Adampur (Loose)	6000	5950	50
		Adampur (Delivery)	6300	6248	53
	Bhiwani	Bhiwani (Delivery)	NR	NR	-
		Siwani (Loose)	6250	6200	50
	Sirsa	Sirsa (Loose)	5910	5950	-40
		Dhabwali (Loose)	5940	5960	-20
		Dhabwali (Delivery)	6237	6258	-21
		Ellanabad (Loose)	5750	5700	50
	Fatehabad	Fatehabad (Loose)	5600	5500	100
Gujarat	Banaskantha	Deesa (Loose)	NA	NA	-
	Patan	Patan (Loose)	5700	5700	Unch
	Rajkot	Rajkot (Loose)	5925	5825	100
	Jamnagar	Dhrol (Loose)	NA	NA	-



Madhya Pradesh	Gwalior	Dabra (Loose)	NA	NA	-
Guar Gum					
Rajasthan	Jodhpur	Jodhpur	11400	11400	Unch
	Alwar	Alwar	NR	NR	-
	Hanumangarh	Nohar	NR	NR	-
Haryana	Bhiwani	Bhiwani	NR	NR	-
	Sirsa	Sirsa	11800	11600	200
		Dhabwali	NR	NR	-
		Ellanabad	NR	NR	-
	Fatehabad	Fatehabad	11800	11500	300

Guar Seed Arrivals in Key Centers					
Commodity	District	Centre	Arrivals (Quintals)		Change
Guar Seed			12-Jan-22	11-Jan-22	
Rajasthan	Jodhpur	Jodhpur	25	70	-45
	Sri-Ganganagar	Sri-Ganganagar	700	800	-100
		Rawla	50	NR	-
		Gharsana	150	NR	-
		Raisinghnagar	100	150	-50
	Bikaner	Bikaner	1000	1300	-300
		Nokha	800	600	200
		Khajuwala	Closed	300	-
		Lunkaransar	1500	1000	500
	Hanumangarh	Hanumangarh	50	50	Unch
		Nohar	490	245	245
		Pilibanga	120	20	100
	Nagaur	Nagaur	300	400	-100
	Churu	Churu	50	100	-50
	Alwar	Alwar	40	30	10
Haryana	Hisar	Adampur	700	600	100
	Bhiwani	Bhiwani	NR	NR	-
		Siwani	300	200	100
	Sirsa	Sirsa	1200	1000	200
		Dhabwali	200	90	110
		Ellanabad	100	85	15
	Fatehabad	Fatehabad	100	50	50
Gujarat	Banaskantha	Deesa	NA	NA	-
	Patan	Patan	32	30	2
	Rajkot	Rajkot	80	40	40



	Jamnagar	Dhrol	NA	NA	-
Madhya Pradesh	Gwalior	Dabra	NA	NA	-
Total Arrivals/Above Markets			8087	7160	927

Disclaimer

The information and opinions contained in the document have been compiled from sources believed to be reliable. The company does not warrant its accuracy, completeness and correctness. Use of data and information contained in this report is at your own risk. This document is not, and should not be construed as, an offer to sell or solicitation to buy any commodities. This document may not be reproduced, distributed or published, in whole or in part, by any recipient hereof for any purpose without prior permission from the Company. IASL and its affiliates and/or their officers, directors and employees may have positions in any commodities mentioned in this document (or in any related investment) and may from time to time add to or dispose of any such commodities (or investment). Please see the detailed disclaimer at <http://www.agriwatch.com/Disclaimer.asp> © 2021 Indian Agribusiness Systems Pvt Ltd.