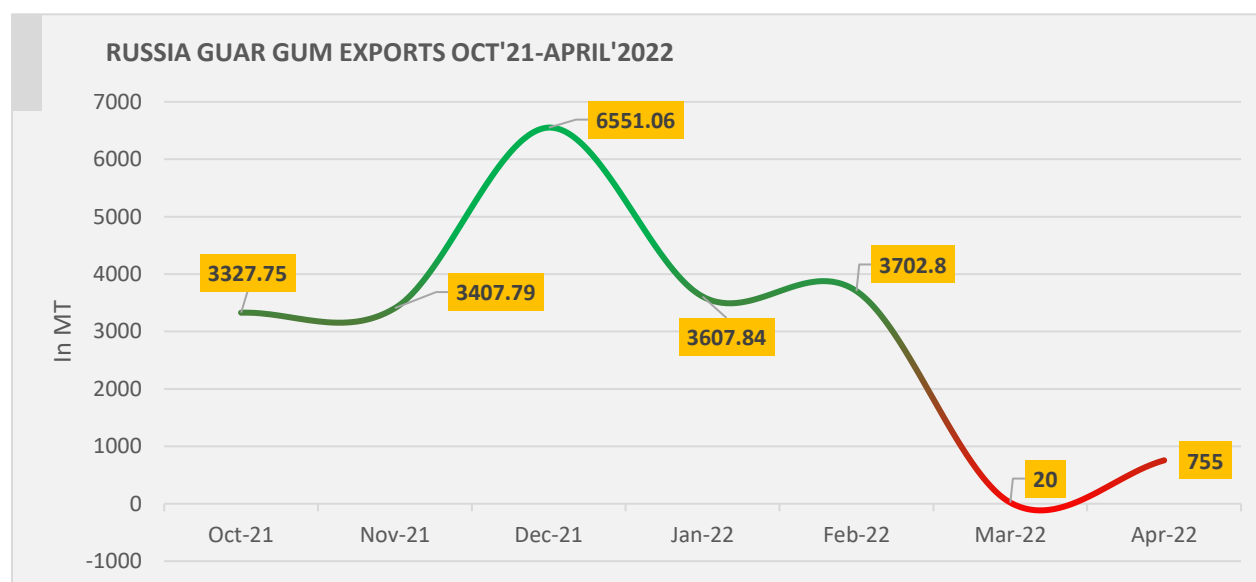


Today's Update

- Today Jodhpur Guar seed delivery prices remained sideways and went marginally down by 0.4% to Rs.5,880/qtl. In other cash markets traded with mixed sentiments amid weak Monsoon progress and sowing intention by the farmers will set the tone of the market. In Rajasthan, arrivals stood at 880 Qtl as compared to 860 Qtl previous day. In Haryana, arrivals stood at 1,800 qtl Vs 1,400 qtl. previous day. The guar seed and guar gum prices are expected to trade range bound with weak bias. Jodhpur Guar seed delivery prices are expected to trade around Rs. 5800-6000/Qtl in near term.
- However, futures market of July expiry continued to go up on long buildup. WTI crude oil prices traded up by 2.26% to \$122.11/Barells.
- Guar seed Jodhpur delivery prices currently trading at multi week low on weak exports.

Guar Exports:

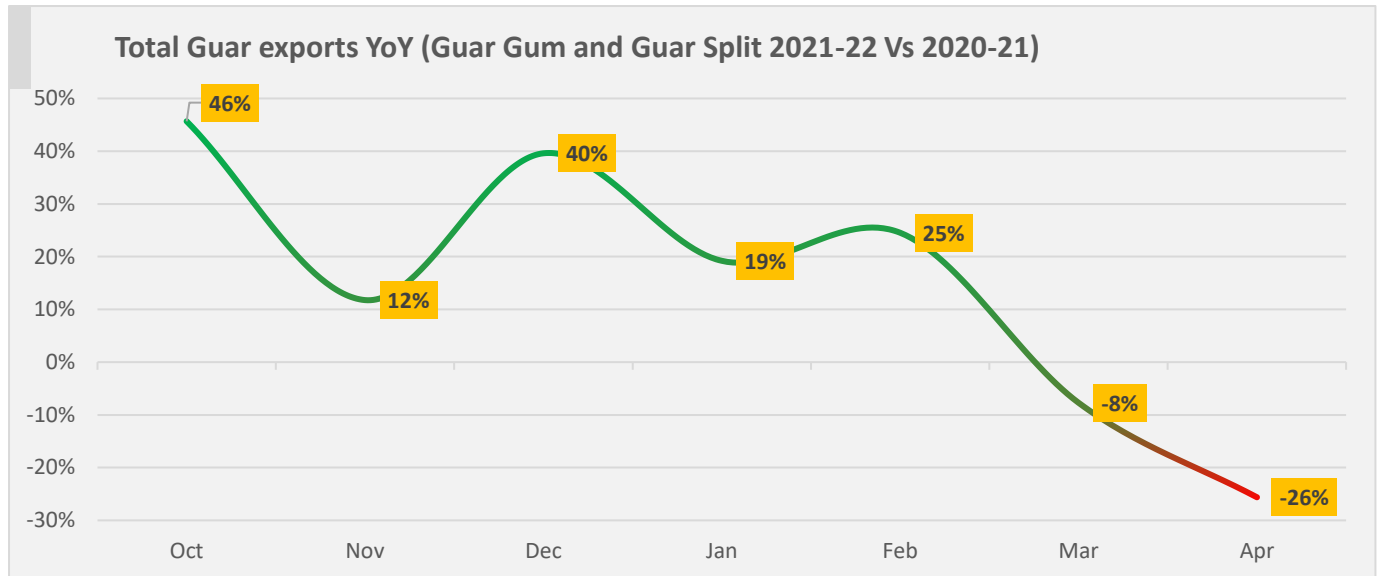
Russia Guar Gum exports Oct'21-April'22



Guar Gum exports declined after feb'22 amid Russia Ukraine war and kept prices under pressure.

India's guar gum exports decreased in the month of April'2022 by 8.83% to 18,971 MT compared to 17,627 MT during previous month. However, the gum shipments were up by 7.62% in April'2022 compared to the same period last year. Out of the total exported quantity, around 5,511 MT (29%) bought by US, Russia bought 7,55 MT (3.98%), Germany 3,392 MT (17.88%), China 2,427 MT (12.80%), and Canada 491 MT (2.59%) respectively. We expect Guar export in May'22 at 17,000-18,000 tonnes.

India's Guar split exports decreased in the month of April'2022 by 88.44% to 643 MT as compared to 4,027 MT previous month. The guar split shipments went down by 84.03 % MT in April'22 compared to the same period last year at 5,560 MT. Out of the total exports, around 541 MT (84%) bought by China, US 101 MT (15.70%), We expect guar split export in May at 1,000-1,500 tonnes.

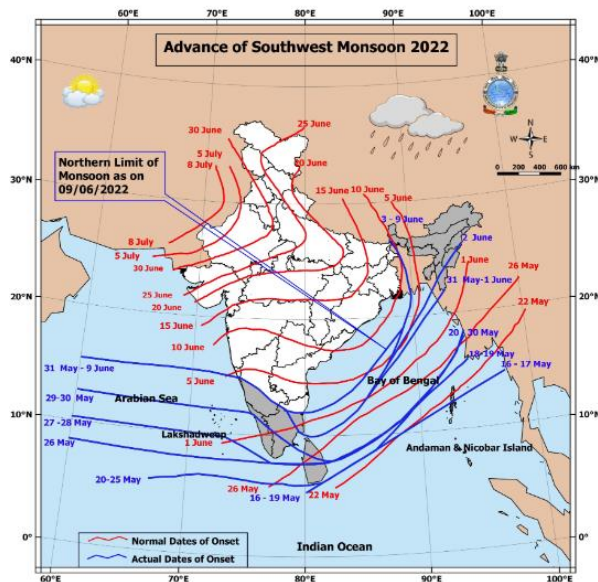


Total guar exports in April'22 went down by 26% to 19,614 MT as compared to 26,368 MT previous year same period on weak demand by China and USA. However, cumulative exports till April'22 still up by 13% to 16,7189 as comared to previous year same period at 14,8208.

Weak exports to russia attributed to decline in Guar exports in March and April and pushed guar seed and guar gum prices to multi week low.

Weather Updates-

According to IMD, June 1-6 rainfall at 13mm remained 31% below normal. Slow monsoon progress may support prices.



5 Day Rainfall Forecast (EVENING)

07-June-2022

Met-Sub-Division	07-Jun Today	08-Jun Wed	09-Jun Thu	10-Jun Fri	11-Jun Sat
1. Andaman & Nicobar Islands	WS	WS	WS	WS	WS
2. Arunachal Pradesh	WS	WS	WS	WS	WS
3. Assam & Meghalaya	WS	WS	WS	WS	WS
4. N. M. M. & T.	FWS	FWS	WS	WS	WS
5. S.H. West Bengal & Sikkim	WS	WS	WS	WS	WS
6. Gangetic West Bengal	ISOL	ISOL	SCT	SCT	ISOL
7. Odisha	ISOL	ISOL	ISOL	ISOL	ISOL
8. Jharkhand	ISOL	ISOL	ISOL	ISOL	ISOL
9. Bihar	ISOL	SCT	SCT	SCT	ISOL
10. East Uttar Pradesh	DRY	DRY	ISOL	ISOL	ISOL
11. West Uttar Pradesh	DRY	DRY	DRY	DRY	DRY
12. Uttarakhand	DRY	DRY	DRY	ISOL	ISOL
13. Haryana, Chd & Delhi	DRY	DRY	DRY	ISOL	ISOL
14. Punjab	DRY	DRY	DRY	ISOL	ISOL
15. Himachal Pradesh	DRY	DRY	ISOL	ISOL	ISOL
16. J & K and Ladakh	ISOL	ISOL	ISOL	ISOL	ISOL
17. West Rajasthan	DRY	DRY	DRY	DRY	DRY
18. East Rajasthan	DRY	DRY	ISOL	ISOL	ISOL
19. West Madhya Pradesh	DRY	DRY	DRY	ISOL	ISOL
20. East Madhya Pradesh	DRY	DRY	DRY	ISOL	ISOL
21. Gujarat Region	DRY	ISOL	ISOL	ISOL	ISOL
22. Saurashtra & Kutch	DRY	DRY	ISOL	ISOL	ISOL
23. Konkan & Goa	ISOL	SCT	SCT	SCT	FWS
24. Madhya Maharashtra	ISOL	SCT	SCT	SCT	SCT
25. Marathwada	ISOL	SCT	ISOL	ISOL	ISOL
26. Vidharbha	DRY	DRY	ISOL	ISOL	ISOL
27. Chhattisgarh	ISOL	ISOL	ISOL	ISOL	ISOL
28. Coastal A. P. & Yanam	SCT	SCT	SCT	SCT	SCT
29. Telangana	ISOL	ISOL	SCT	SCT	SCT
30. Rayalaseema	FWS	FWS	FWS	SCT	SCT
31. T.N. Puducherry & Karaikal	FWS	SCT	ISOL	ISOL	SCT
32. Coastal Karnataka	FWS	FWS	FWS	WS	WS
33. North Interior Karnataka	FWS	FWS	FWS	FWS	FWS
34. South Interior Karnataka	FWS	FWS	FWS	FWS	FWS
35. Kerala & Mahe	WS	WS	WS	WS	WS
36. Lakshadweep	WS	WS	WS	WS	WS

% Station Reporting Rainfall

% Stations	Category	% Stations	Category
76-100	Widespread (WS/ Most Places)	26-50	Scattered (SCT/ A Few Places)
51-75	Fairly Widespread (FWS/ Many Places)	1-25	Isolated (ISOL)
No Rain	Dry		

- According to IMD, in Rajasthan, South west monsoon is likely to arrive around 15-20 June and approximately 60% of area of Rajasthan likely to receive good rainfall.
- As on 03rd June'2022, as per data released by Baker Hughes, the number of oilrigs in USA remained unchanged at 574 as compared to previous week.

NCDEX-FUTURES MARKET – Guar Seed

Contract	% chg	Open	High	Low	Close	Volume	Change	OI	Change
June-22	+0.67	5815	5863	5804	5830	8545	▼-1255	16670	▼-4525
July-22	+0.66	5888	5949	5885	5912	26250	▲5340	52890	▲4065

NCDEX-FUTURES MARKET- Guar Gum

Contract	% chg	Open	High	Low	Close	Volume	Change	OI	Change
June-22	+0.67	11190	11360	11190	11249	4675	▲825	10095	▼-2255
July-22	+0.58	11356	11511	11350	11390	11895	▲2455	42525	▲2075



Guar seed Stock Position:			
Stocks	Demat	In-Process	Total
	08-Jun-22	08-Jun-22	08-Jun-22
Bikaner	31046	197	31243
Deesa	148	0	148
Sri Ganganagar	1516	0	1516
Jodhpur	537	0	537
Nokha	0	0	0

Guar Gum Stock Position:			
Stocks	Demat	In-Process	Total
	08-Jun-22	08-Jun-22	08-Jun-22
Deesa	20	0	20
Bikaner	5176	0	5176
Jodhpur	17246	0	17246
Nokha	2436	20	2456
Sri Ganganagar	180	0	180

Churi and Korma Prices:		09th-June-22
Commodity	Centre	Rs./75 kg.
Churi	Jodhpur	2400
Korma	Jodhpur	3488
Churi	Sri Ganganagar	NA
Korma	Sri Ganganagar	NA

**Guar seed EDD:**

	10-Jun-22	10-Jul-22	10-Aug-22	10-Sept-22	10-Oct-22
Bikaner	1596	2697	3511	2228	2014
Deesa	-	59	79		-
Sri Ganganagar	499	10	141	20	110
Jodhpur	-	-	-	-	79
Nokha	-	-	-	-	-

Guar Gum EDD:

	10-Jun-22	10-Jul-22	10-Aug-22	10-Sept-22	10-Oct-22
Deesa	-	-	20	-	-
Bikaner	-	168	199	866	1055
Jodhpur	65	1144	2920	2781	471
Nokha	244	80	225	284	400
Sri Ganganagar	-	-	10	-	-

Guar Seed Prices at Key Spot Markets:

Commodity	District	Centre	Prices (Rs/Qtl)		Change
			9-Jun-22	8-Jun-22	
Guar Seed					
Rajasthan	Jodhpur	Jodhpur (Loose)	5600	5620	-20
		Jodhpur(Delivery)	5880	5901	-21
	Sri-Ganganagar	Sri-Ganganagar(Loose)	5600	5600	Unch
		Sri-Ganganagar (Delivery)	5750	5750	Unch
		Rawla (Loose)	NA	NA	-
		Gharsana (Loose)	NA	NA	-
		Raisinghnagar (Loose)	NR	NR	-
	Bikaner	Bikaner (Loose)	5630	5625	5
		Bikaner (Delivery)	5912	5906	5
		Nokha(Loose)	5650	5625	25
		Nokha (Delivery)	5933	5906	26
		Khajuwala (Loose)	5400	5500	-100
		Khajuwala (Delivery)	5670	5775	-105
		Lunkaransar (Loose)	5650	5600	50
	Hanumangarh	Hanumangarh (Loose)	5200	5200	Unch
		Hanumangarh (Delivery)	5460	5460	Unch
		Nohar (Loose)	NA	5582	-
		Pilibanga (Loose)	NA	NA	-
	Nagaur	Nagaur (Loose)	NA	NA	-
	Churu	Churu (Delivery)	NR	NR	-
	Alwar	Alwar (Loose)	NR	NR	-
Haryana	Hisar	Adampur (Loose)	5500	5500	Unch
		Adampur (Delivery)	5775	5775	Unch
	Bhiwani	Bhiwani (Delivery)	NA	NA	-
		Siwani (Loose)	5700	5700	Unch
	Sirsa	Sirsa (Loose)	5425	5350	75
		Dhabwali (Loose)	NA	5865	-
		Dhabwali (Delivery)	NA	6158	-
		Ellanabad (Loose)	NA	5500	-
	Fatehabad	Fatehabad (Loose)	5525	5550	-25
Gujarat	Banaskantha	Deesa (Loose)	NA	NA	-
	Patan	Patan (Loose)	5250	NA	-
	Rajkot	Rajkot (Loose)	5575	5550	25
	Jamnagar	Dhrol (Loose)	5460	5470	-10
Madhya Pradesh	Gwalior	Dabra (Loose)	NA	NA	-



Guar Gum					
Rajasthan	Jodhpur	Jodhpur	11350	11400	-50
	Alwar	Alwar	NR	NR	-
	Hanumangarh	Nohar	NA	NA	-
Haryana	Bhiwani	Bhiwani	NA	NA	-
	Sirsa	Sirsa	11300	11200	100
		Dhabwali	NA	11400	-
		Ellanabad	NA	NA	-
	Fatehabad	Fatehabad	11350	11400	-50

Guar Seed Arrivals in Key Centers					
Commodity	District	Centre	Arrivals (Quintals)		Change
Guar Seed			9-Jun-22	8-Jun-22	
Rajasthan	Jodhpur	Jodhpur	25	30	-5
	Sri-Ganganagar	Sri-Ganganagar	200	100	100
		Rawla	NA	NA	-
		Gharsana	NA	NA	-
		Raisinghnagar	NR	NR	-
	Bikaner	Bikaner	200	250	-50
		Nokha	300	250	50
		Khajuwala	30	50	-20
		Lunkaransar	100	150	-50
	Hanumangarh	Hanumangarh	25	30	-5
		Nohar	NA	374	-
		Pilibanga	NA	NA	-
	Nagaur	Nagaur	NA	NA	-
	Churu	Churu	NR	NR	-
	Alwar	Alwar	NR	NR	-
Haryana	Hisar	Adampur	800	1000	-200
	Bhiwani	Bhiwani	NA	NA	-
		Siwani	400	500	-100
	Sirsa	Sirsa	600	250	350
		Dhabwali	NA	138	-
		Ellanabad	NA	109	-
	Fatehabad	Fatehabad	NA	NA	-
Gujarat	Banaskantha	Deesa	NA	NA	-
	Patan	Patan	15	NA	-
	Rajkot	Rajkot	350	600	-250
	Jamnagar	Dhrol	55	36	19



Madhya Pradesh	Gwalior	Dabra	NA	NA	-
Total Arrivals/Above Markets			3100	3867	-767

Disclaimer

The information and opinions contained in the document have been compiled from sources believed to be reliable. The company does not warrant its accuracy, completeness and correctness. Use of data and information contained in this report is at your own risk. This document is not, and should not be construed as, an offer to sell or solicitation to buy any commodities. This document may not be reproduced, distributed or published, in whole or in part, by any recipient hereof for any purpose without prior permission from the Company. IASL and its affiliates and/or their officers, directors and employees may have positions in any commodities mentioned in this document (or in any related investment) and may from time to time add to or dispose of any such commodities (or investment). Please see the detailed disclaimer at <http://www.agriwatch.com/Disclaimer.asp> © 2022 Indian Agribusiness Systems Limited