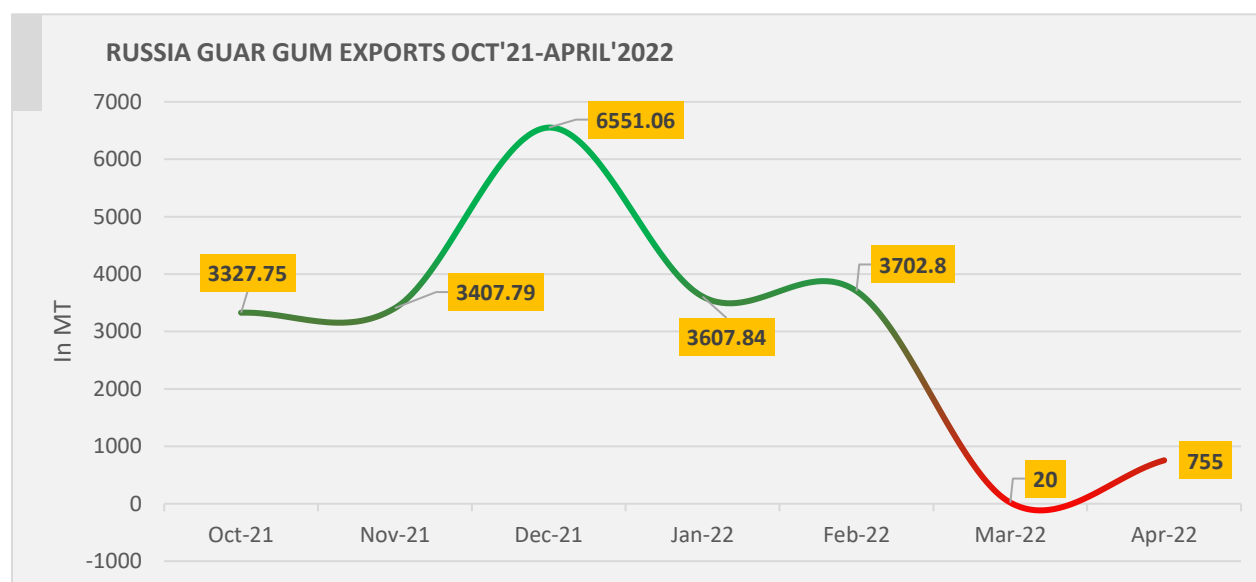


Today's Update

- Today Jodhpur Guar seed delivery prices remained sideways and remained stable at Rs.5,880/qtl. In other cash markets traded with mixed sentiments amid weak Monsoon progress and sowing intention by the farmers will set the tone of the market. In Rajasthan, arrivals stood at 1300 Qtl as compared to 880 Qtl previous day. In Haryana, arrivals stood at 2100 qtl Vs 1,800 qtl. previous day. The guar seed and guar gum prices are expected to trade range bound with weak bias. Jodhpur Guar seed delivery prices are expected to trade around Rs. 5800-6000/Qtl in near term.
- However, futures market of July expiry continued to go up on long buildup. WTI crude oil prices traded down by 0.49% to \$121.51/Barrels.
- Guar seed Jodhpur delivery prices currently trading at multi week low on weak exports.

Guar Exports:

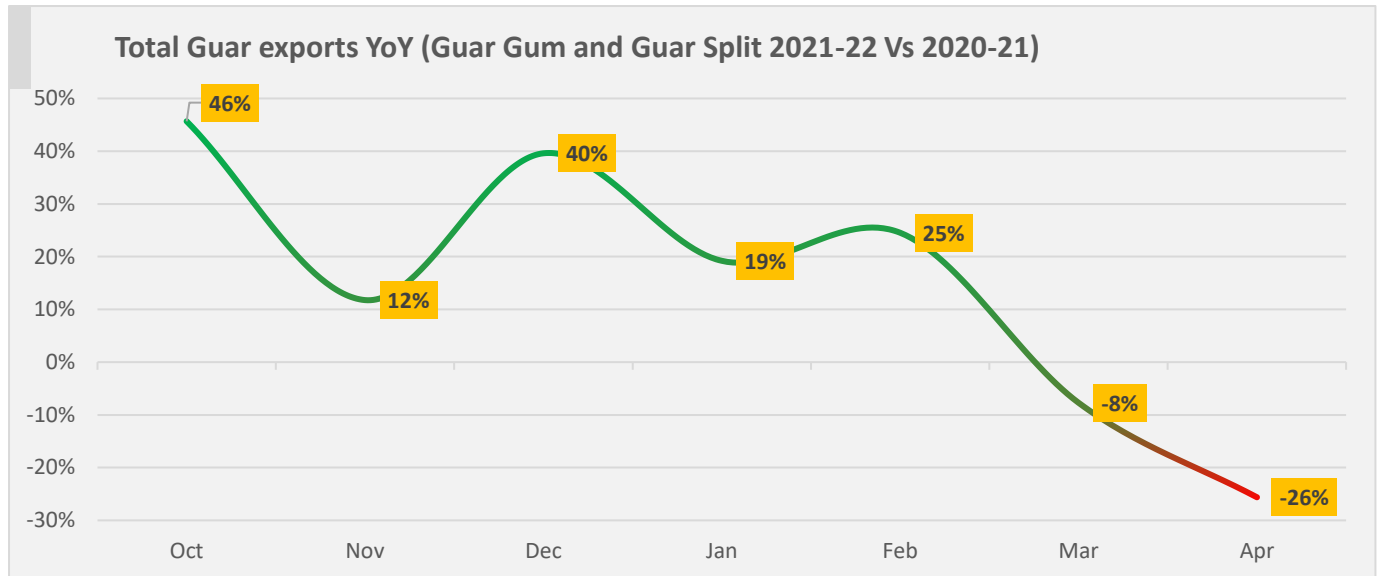
Russia Guar Gum exports Oct'21-April'22



Guar Gum exports declined after feb'22 amid Russia Ukraine war and kept prices under pressure.

India's guar gum exports decreased in the month of April'2022 by 8.83% to 18,971 MT compared to 17,627 MT during previous month. However, the gum shipments were up by 7.62% in April'2022 compared to the same period last year. Out of the total exported quantity, around 5,511 MT (29%) bought by US, Russia bought 7,55 MT (3.98%), Germany 3,392 MT (17.88%), China 2,427 MT (12.80%), and Canada 491 MT (2.59%) respectively. We expect Guar export in May'22 at 17,000-18,000 tonnes.

India's Guar split exports decreased in the month of April'2022 by 88.44% to 643 MT as compared to 4,027 MT previous month. The guar split shipments went down by 84.03 % MT in April'22 compared to the same period last year at 5,560 MT. Out of the total exports, around 541 MT (84%) bought by China, US 101 MT (15.70%), We expect guar split export in May at 1,000-1,500 tonnes.

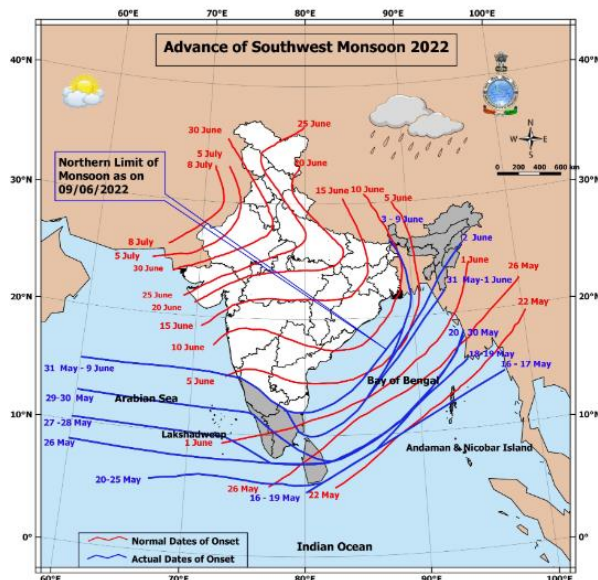


Total guar exports in April'22 went down by 26% to 19,614 MT as compared to 26,368 MT previous year same period on weak demand by China and USA. However, cumulative exports till April'22 still up by 13% to 16,7189 as comared to previous year same period at 14,8208.

Weak exports to russia attributed to decline in Guar exports in March and April and pushed guar seed and guar gum prices to multi week low.

Weather Updates-

According to IMD, June 1-6 rainfall at 13mm remained 31% below normal. Slow monsoon progress may support prices.



5 Day Rainfall Forecast (EVENING)

07-June-2022

Met-Sub-Division	07-Jun Today	08-Jun Wed	09-Jun Thu	10-Jun Fri	11-Jun Sat
1. Andaman & Nicobar Islands	WS	WS	WS	WS	WS
2. Arunachal Pradesh	WS	WS	WS	WS	WS
3. Assam & Meghalaya	WS	WS	WS	WS	WS
4. N. M. M. & T.	FWS	FWS	WS	WS	WS
5. S.H. West Bengal & Sikkim	WS	WS	WS	WS	WS
6. Gangetic West Bengal	ISOL	ISOL	SCT	SCT	ISOL
7. Odisha	ISOL	ISOL	ISOL	ISOL	ISOL
8. Jharkhand	ISOL	ISOL	ISOL	ISOL	ISOL
9. Bihar	ISOL	SCT	SCT	SCT	ISOL
10. East Uttar Pradesh	DRY	DRY	ISOL	ISOL	ISOL
11. West Uttar Pradesh	DRY	DRY	DRY	DRY	DRY
12. Uttarakhand	DRY	DRY	DRY	ISOL	ISOL
13. Haryana, Chd & Delhi	DRY	DRY	DRY	ISOL	ISOL
14. Punjab	DRY	DRY	DRY	ISOL	ISOL
15. Himachal Pradesh	DRY	DRY	ISOL	ISOL	ISOL
16. J & K and Ladakh	ISOL	ISOL	ISOL	ISOL	ISOL
17. West Rajasthan	DRY	DRY	DRY	DRY	DRY
18. East Rajasthan	DRY	DRY	ISOL	ISOL	ISOL
19. West Madhya Pradesh	DRY	DRY	DRY	ISOL	ISOL
20. East Madhya Pradesh	DRY	DRY	DRY	ISOL	ISOL
21. Gujarat Region	DRY	ISOL	ISOL	ISOL	ISOL
22. Saurashtra & Kutch	DRY	DRY	ISOL	ISOL	ISOL
23. Konkan & Goa	ISOL	SCT	SCT	SCT	FWS
24. Madhya Maharashtra	ISOL	SCT	SCT	SCT	SCT
25. Marathwada	ISOL	SCT	ISOL	ISOL	ISOL
26. Vidharbha	DRY	DRY	ISOL	ISOL	ISOL
27. Chhattisgarh	ISOL	ISOL	ISOL	ISOL	ISOL
28. Coastal A. P. & Yanam	SCT	SCT	SCT	SCT	SCT
29. Telangana	ISOL	ISOL	SCT	SCT	SCT
30. Rayalaseema	FWS	FWS	FWS	SCT	SCT
31. T.N. Puducherry & Karaikal	FWS	SCT	ISOL	ISOL	SCT
32. Coastal Karnataka	FWS	FWS	FWS	WS	WS
33. North Interior Karnataka	FWS	FWS	FWS	FWS	FWS
34. South Interior Karnataka	FWS	FWS	FWS	FWS	FWS
35. Kerala & Mahe	WS	WS	WS	WS	WS
36. Lakshadweep	WS	WS	WS	WS	WS

% Station Reporting Rainfall

% Stations	Category	% Stations	Category
76-100	Widespread (WS/Most Places)	26-50	Scattered (SCT/A Few Places)
51-75	Fairly Widespread (FWS/ Many Places)	1-25	Isolated (ISOL)
No Rain	Dry		

- According to IMD, in Rajasthan, South west monsoon is likely to arrive around 15-20 June and approximately 60% of area of Rajasthan likely to receive good rainfall.
- As on 03rd June'2022, as per data released by Baker Hughes, the number of oilrigs in USA remained unchanged at 574 as compared to previous week.

NCDEX-FUTURES MARKET – Guar Seed

Contract	% chg	Open	High	Low	Close	Volume	Change	OI	Change
June-22	-0.65	5801	5807	5764	5786	8920	▲ 375	11375	▼ -5295
July-22	-0.85	5890	5900	5833	5855	22635	▼ -3615	56910	▲ 4020

NCDEX-FUTURES MARKET- Guar Gum

Contract	% chg	Open	High	Low	Close	Volume	Change	OI	Change
June-22	-1.05	11200	11200	11048	11118	5330	▲ 655	7135	▼ -2960
July-22	-1.16	11318	11327	11180	11255	9990	▼ -1905	44920	▲ 2395



Guar seed Stock Position:			
Stocks	Demat	In-Process	Total
	09-Jun-22	09-Jun-22	09-Jun-22
Bikaner	27972	246	28218
Deesa	148	0	148
Sri Ganganagar	1516	0	1516
Jodhpur	537	0	537
Nokha	0	0	0

Guar Gum Stock Position:			
Stocks	Demat	In-Process	Total
	09-Jun-22	09-Jun-22	09-Jun-22
Deesa	20	0	20
Bikaner	5087	0	5087
Jodhpur	17206	0	17206
Nokha	2426	30	2456
Sri Ganganagar	180	0	180

Churi and Korma Prices:		10th-June-22
Commodity	Centre	Rs./75 kg.
Churi	Jodhpur	2400
Korma	Jodhpur	3488
Churi	Sri Ganganagar	NA
Korma	Sri Ganganagar	NA

**Guar seed EDD:**

	10-Jun-22	10-Jul-22	10-Aug-22	10-Sept-22	10-Oct-22
Bikaner	1596	2697	3511	2228	2014
Deesa	-	59	79		-
Sri Ganganagar	499	10	141	20	110
Jodhpur	-	-	-	-	79
Nokha	-	-	-	-	-

Guar Gum EDD:

	10-Jun-22	10-Jul-22	10-Aug-22	10-Sept-22	10-Oct-22
Deesa	-	-	20	-	-
Bikaner	-	168	199	866	1055
Jodhpur	65	1144	2920	2781	471
Nokha	244	80	225	284	400
Sri Ganganagar	-	-	10	-	-



Guar Seed Prices at Key Spot Markets:

Commodity	District	Centre	Prices (Rs/Qtl)		Change
			10-Jun-22	9-Jun-22	
Guar Seed					
Rajasthan	Jodhpur	Jodhpur (Loose)	5600	5600	Unch
		Jodhpur(Delivery)	5880	5880	Unch
	Sri-Ganganagar	Sri-Ganganagar(Loose)	5625	5600	25
		Sri-Ganganagar (Delivery)	5775	5750	25
		Rawla (Loose)	NA	NA	-
		Gharsana (Loose)	NA	NA	-
		Raisinghnagar (Loose)	NR	NR	-
	Bikaner	Bikaner (Loose)	5600	5630	-30
		Bikaner (Delivery)	5880	5912	-32
		Nokha(Loose)	5625	5650	-25
		Nokha (Delivery)	5906	5933	-26
		Khajuwala (Loose)	5400	5400	Unch
		Khajuwala (Delivery)	5670	5670	Unch
		Lunkaransar (Loose)	5600	5650	-50
	Hanumangarh	Hanumangarh (Loose)	5200	5200	Unch
		Hanumangarh (Delivery)	5460	5460	Unch
		Nohar (Loose)	NA	5575	-
		Pilibanga (Loose)	NA	5300	-
	Nagaur	Nagaur (Loose)	NA	NA	-
	Churu	Churu (Delivery)	NR	NR	-
	Alwar	Alwar (Loose)	NR	NR	-
Haryana	Hisar	Adampur (Loose)	5500	5500	Unch
		Adampur (Delivery)	5775	5775	Unch
	Bhiwani	Bhiwani (Delivery)	NA	NA	-
		Siwani (Loose)	5700	5700	Unch
	Sirsa	Sirsa (Loose)	5300	5425	-125
		Dhabwali (Loose)	NA	NA	-
		Dhabwali (Delivery)	NA	NA	-
		Ellanabad (Loose)	NA	5580	-
	Fatehabad	Fatehabad (Loose)	5400	5525	-125
Gujarat	Banaskantha	Deesa (Loose)	NA	NA	-
	Patan	Patan (Loose)	NA	5250	-
	Rajkot	Rajkot (Loose)	5550	5575	-25
	Jamnagar	Dhrol (Loose)	5400	5460	-60
Madhya Pradesh	Gwalior	Dabra (Loose)	NA	NA	-



Guar Gum					
Rajasthan	Jodhpur	Jodhpur	11350	11350	Unch
	Alwar	Alwar	NR	NR	-
	Hanumangarh	Nohar	NA	NA	-
Haryana	Bhiwani	Bhiwani	NA	NA	-
	Sirsa	Sirsa	11000	11300	-300
		Dhabwali	NA	NA	-
		Ellanabad	NA	NA	-
	Fatehabad	Fatehabad	11000	11350	-350

Guar Seed Arrivals in Key Centers					
Commodity	District	Centre	Arrivals (Quintals)		Change
Guar Seed			10-Jun-22	9-Jun-22	
Rajasthan	Jodhpur	Jodhpur	40	25	15
	Sri-Ganganagar	Sri-Ganganagar	150	200	-50
		Rawla	NA	NA	-
		Gharsana	NA	NA	-
		Raisinghnagar	NR	NR	-
	Bikaner	Bikaner	300	200	100
		Nokha	200	300	-100
		Khajuwala	50	30	20
		Lunkaransar	500	100	400
	Hanumangarh	Hanumangarh	60	25	35
		Nohar	NA	422	-
		Pilibanga	NA	49	-
	Nagaur	Nagaur	NA	NA	-
	Churu	Churu	NR	NR	-
	Alwar	Alwar	NR	NR	-
Haryana	Hisar	Adampur	1000	800	200
	Bhiwani	Bhiwani	NA	NA	-
		Siwani	600	400	200
	Sirsa	Sirsa	500	600	-100
		Dhabwali	NA	NA	-
		Ellanabad	NA	10	-
	Fatehabad	Fatehabad	NA	NA	-
Gujarat	Banaskantha	Deesa	NA	NA	-
	Patan	Patan	NA	15	-
	Rajkot	Rajkot	600	350	250



	Jamnagar	Dhrol	16	55	-39
Madhya Pradesh	Gwalior	Dabra	NA	NA	-
Total Arrivals/Above Markets			4016	3581	435

Disclaimer

The information and opinions contained in the document have been compiled from sources believed to be reliable. The company does not warrant its accuracy, completeness and correctness. Use of data and information contained in this report is at your own risk. This document is not, and should not be construed as, an offer to sell or solicitation to buy any commodities. This document may not be reproduced, distributed or published, in whole or in part, by any recipient hereof for any purpose without prior permission from the Company. IASL and its affiliates and/or their officers, directors and employees may have positions in any commodities mentioned in this document (or in any related investment) and may from time to time add to or dispose of any such commodities (or investment). Please see the detailed disclaimer at <http://www.agriwatch.com/Disclaimer.asp> © 2022 Indian Agribusiness Systems Limited