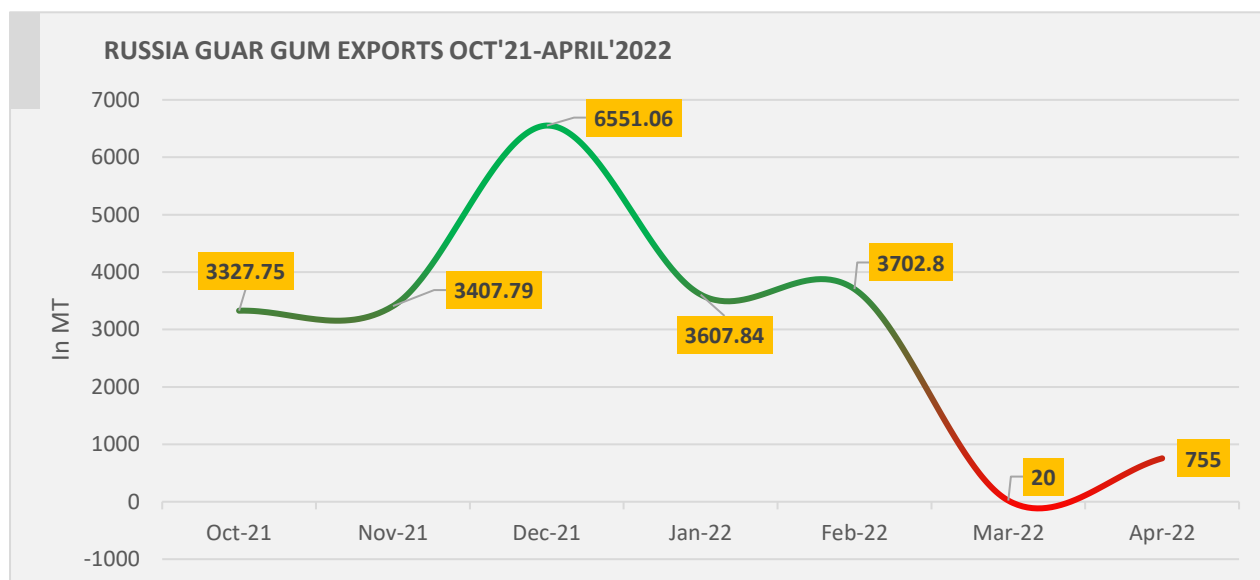


Today's Update

- Today Jodhpur Guar seed delivery prices went marginally down at Rs.5,849/qtl. In other cash markets traded with mixed sentiments amid weak Monsoon progress and sowing intention by the farmers will set the tone of the market. In Rajasthan, arrivals stood at 1,050 Qtl as compared to 1300 Qtl previous day. In Haryana, arrivals stood at 1,100 qtl Vs 2,100 qtl. previous day. The guar seed and guar gum prices are expected to trade range bound with weak bias. Jodhpur Guar seed delivery prices are expected to trade around Rs. 5800-6000/Qtl in near term.
- However, futures market of July expiry continued to go up on long buildup. WTI crude oil prices traded down by 1.52% to \$118.84/Barrels.
- Guar seed Jodhpur delivery prices currently trading at multi week low on weak exports.

Guar Exports:

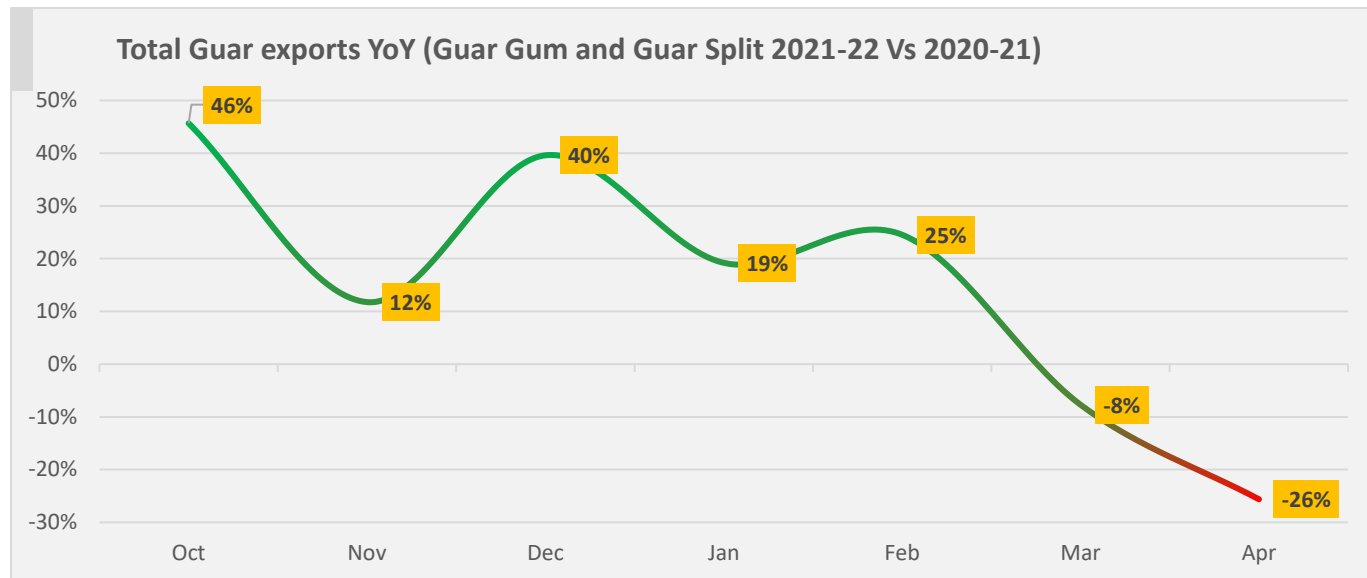
Russia Guar Gum exports Oct'21-April'22



Guar Gum exports declined after feb'22 amid Russia Ukraine war and kept prices under pressure.

India's guar gum exports decreased in the month of April'2022 by 8.83% to 18,971 MT compared to 17,627 MT during previous month. However, the gum shipments were up by 7.62% in April'2022 compared to the same period last year. Out of the total exported quantity, around 5,511 MT (29%) bought by US, Russia bought 7,55 MT (3.98%), Germany 3,392 MT (17.88%), China 2,427 MT (12.80%), and Canada 491 MT (2.59%) respectively. We expect Guar export in May'22 at 17,000-18,000 tonnes.

India's Guar split exports decreased in the month of April'2022 by 88.44% to 643 MT as compared to 4,027 MT previous month. The guar split shipments went down by 84.03 % MT in April'22 compared to the same period last year at 5,560 MT. Out of the total exports, around 541 MT (84%) bought by China, US 101 MT (15.70%), We expect guar split export in May at 1,000-1,500 tonnes.



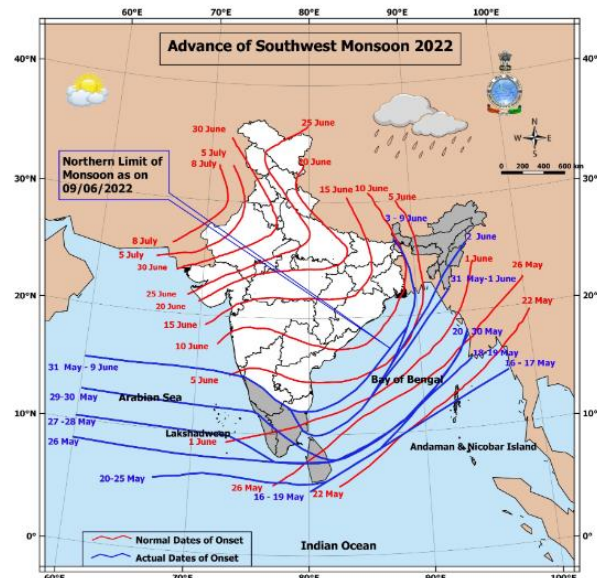
Total guar exports in April'22 went down by 26% to 19,614 MT as compared to 26,368 MT previous year same period on weak demand by China and USA. However, cumulative exports till April'22 still up by 13% to 16,7189 as compared to previous year same period at 14,8208.

Weak exports to Russia attributed to decline in Guar exports in March and April and pushed guar seed and guar gum prices to multi week low.

Weather Updates-

According to IMD, June 1-6 rainfall at 13mm remained 31% below normal. Slow monsoon progress may support prices.

- According to IMD, in Rajasthan, South west monsoon is likely to arrive around 15-20 June and approximately 60% of area of Rajasthan likely to receive good rainfall.
- As on 03rd June'2022, as per data released by Baker Hughes, the number of oil rigs in USA remained unchanged at 574 as compared to previous week.



NCDEX-FUTURES MARKET – Guar Seed

Contract	% chg	Open	High	Low	Close	Volume	Change	OI	Change
----------	-------	------	------	-----	-------	--------	--------	----	--------



June-22	-	-	-	-	-	-	-	-	-
July-22	-	-	-	-	-	-	-	-	-

NCDEX-FUTURES MARKET- Guar Gum									
Contract	% chg	Open	High	Low	Close	Volume	Change	OI	Change
June-22	-	-	-	-	-	-	-	-	-
July-22	-	-	-	-	-	-	-	-	-

Guar seed Stock Position:			
Stocks	Demat	In-Process	Total
	10-Jun-22	10-Jun-22	10-Jun-22
Bikaner	27972	246	28218
Deesa	148	0	148
Sri Ganganagar	1516	0	1516
Jodhpur	537	0	537
Nokha	0	0	0

Guar Gum Stock Position:			
Stocks	Demat	In-Process	Total
	10-Jun-22	10-Jun-22	10-Jun-22
Deesa	20	0	20
Bikaner	5087	0	5087
Jodhpur	17206	0	17206
Nokha	2426	30	2456
Sri Ganganagar	180	0	180

--



Churi and Korma Prices:		11th-June-22
Commodity	Centre	Rs./75 kg.
Churi	Jodhpur	-
Korma	Jodhpur	-
Churi	Sri Ganganagar	-
Korma	Sri Ganganagar	-

Guar seed EDD:					
	10-Jun-22	10-Jul-22	10-Aug-22	10-Sept-22	10-Oct-22
Bikaner	1596	2697	3511	2228	2014
Deesa	-	59	79		-
Sri Ganganagar	499	10	141	20	110
Jodhpur	-	-	-	-	79
Nokha	-	-	-	-	-

Guar Gum EDD:					
	10-Jun-22	10-Jul-22	10-Aug-22	10-Sept-22	10-Oct-22
Deesa	-	-	20	-	-
Bikaner	-	168	199	866	1055
Jodhpur	65	1144	2920	2781	471
Nokha	244	80	225	284	400
Sri Ganganagar	-	-	10	-	-



Guar Seed Prices at Key Spot Markets:

Commodity	District	Centre	Prices (Rs/Qtl)		Change
			11-Jun-22	10-Jun-22	
Guar Seed					
Rajasthan	Jodhpur	Jodhpur (Loose)	5570	5600	-30
		Jodhpur(Delivery)	5849	5880	-32
	Sri-Ganganagar	Sri-Ganganagar(Loose)	5700	5625	75
		Sri-Ganganagar (Delivery)	5850	5775	75
		Rawla (Loose)	NA	-	-
		Gharsana (Loose)	NA	-	-
		Raisinghnagar (Loose)	NR	-	-
	Bikaner	Bikaner (Loose)	5600	5600	Unch
		Bikaner (Delivery)	5880	5880	Unch
		Nokha(Loose)	5600	5625	-25
		Nokha (Delivery)	5880	5906	-26
		Khajuwala (Loose)	5300	5400	-100
		Khajuwala (Delivery)	5565	5670	-105
		Lunkaransar (Loose)	5500	5600	-100
	Hanumangarh	Hanumangarh (Loose)	5200	5200	Unch
		Hanumangarh (Delivery)	5460	5460	Unch
		Nohar (Loose)	NA	5630	-
		Pilibanga (Loose)	NA	5200	-
	Nagaur	Nagaur (Loose)	NA	-	-
	Churu	Churu (Delivery)	NR	-	-
	Alwar	Alwar (Loose)	NR	-	-
Haryana	Hisar	Adampur (Loose)	5500	5500	Unch
		Adampur (Delivery)	5775	5775	Unch
	Bhiwani	Bhiwani (Delivery)	NA	-	-
		Siwani (Loose)	5650	5700	-50
	Sirsa	Sirsa (Loose)	5300	5300	Unch
		Dhabwali (Loose)	NA	5435	-
		Dhabwali (Delivery)	NA	5707	-
		Ellanabad (Loose)	NA	5580	-
	Fatehabad	Fatehabad (Loose)	5400	5400	Unch
Gujarat	Banaskantha	Deesa (Loose)	NA	-	-
	Patan	Patan (Loose)	NA	-	-
	Rajkot	Rajkot (Loose)	NA	5550	-
	Jamnagar	Dhrol (Loose)	NA	5400	-



Madhya Pradesh	Gwalior	Dabra (Loose)	NA	-	-
Guar Gum					
Rajasthan	Jodhpur	Jodhpur	11500	11350	150
	Alwar	Alwar	NR	-	-
	Hanumangarh	Nohar	NA	-	-
Haryana	Bhiwani	Bhiwani	NA	-	-
	Sirsa	Sirsa	11500	11000	500
		Dhabwali	NA	11300	-
		Ellanabad	NA	-	-
	Fatehabad	Fatehabad	11200	11000	200

Guar Seed Arrivals in Key Centers					
Commodity	District	Centre	Arrivals (Quintals)		Change
Guar Seed			11-Jun-22	10-Jun-22	
Rajasthan	Jodhpur	Jodhpur	20	40	-20
	Sri-Ganganagar	Sri-Ganganagar	100	150	-50
		Rawla	NA	-	-
		Gharsana	NA	-	-
		Raisinghnagar	NR	-	-
	Bikaner	Bikaner	250	300	-50
		Nokha	250	200	50
		Khajuwala	60	50	10
		Lunkaransar	300	500	-200
	Hanumangarh	Hanumangarh	70	60	10
		Nohar	NA	233	-
		Pilibanga	NA	13	-
	Nagaur	Nagaur	NA	-	-
	Churu	Churu	NR	-	-
	Alwar	Alwar	NR	-	-
Haryana	Hisar	Adampur	500	1000	-500
	Bhiwani	Bhiwani	NA	-	-
		Siwani	300	600	-300
	Sirsa	Sirsa	300	500	-200
		Dhabwali	NA	168	-
		Ellanabad	NA	28	-
	Fatehabad	Fatehabad	NA	-	-
Gujarat	Banaskantha	Deesa	NA	-	-
	Patan	Patan	NA	-	-
	Rajkot	Rajkot	NA	600	-



	Jamnagar	Dhrol	NA	16	-
Madhya Pradesh	Gwalior	Dabra	NA	-	-
Total Arrivals/Above Markets			2150	4458	-2308

Disclaimer

The information and opinions contained in the document have been compiled from sources believed to be reliable. The company does not warrant its accuracy, completeness and correctness. Use of data and information contained in this report is at your own risk. This document is not, and should not be construed as, an offer to sell or solicitation to buy any commodities. This document may not be reproduced, distributed or published, in whole or in part, by any recipient hereof for any purpose without prior permission from the Company. IASL and its affiliates and/or their officers, directors and employees may have positions in any commodities mentioned in this document (or in any related investment) and may from time to time add to or dispose of any such commodities (or investment). Please see the detailed disclaimer at <http://www.agriwatch.com/Disclaimer.asp> © 2022 Indian Agribusiness Systems Limited