

Today's Update

Today Jodhpur Guar seed delivery prices went up by 3.2% to Rs.6,038/qtl on good demand in the market. In other cash markets traded with mixed sentiments amid weak export demand from Russia. In Rajasthan, arrivals stood at 1,540 Qtl as compared to 1050 Qtl previous day. In Haryana, arrivals stood at 1,750 qtl Vs 1,100 qtl. previous day. The guar seed and guar gum prices are expected to trade range bound with weak bias. Jodhpur Guar seed delivery prices are expected to trade around Rs. 5800-6000/Qtl in near term.

However, futures market of July expiry went up on long buildup. WTI crude oil prices traded down by 0.30% to \$119.19/Barrels.

As on 10th June'2022, as per data released by Baker Hughes, the number of oilrigs in USA increased by 6 to 580 as compared to previous week at 574.





Weather Updates-

Southwest Monsoon has further advanced into some more parts of Arabian Sea, some parts of Gujarat state, entire Konkan, most parts of Madhya, Maharashtra, most parts of Marathwada and Karnataka.

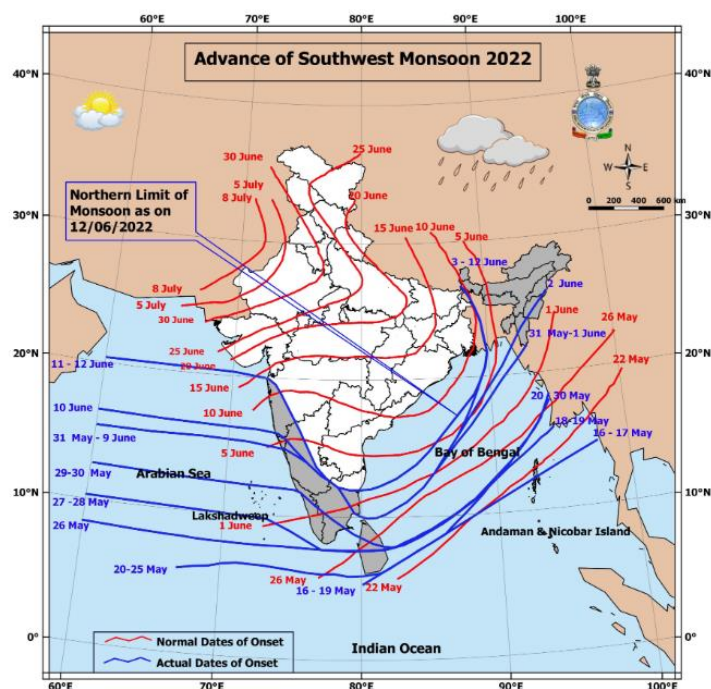
According to IMD, June 1-6 rainfall at 13mm remained 31% below normal. Slow monsoon progress may support prices.

According to IMD, in Rajasthan, South west monsoon is likely to arrive around 15-20 June and approximately 60% of area of Rajasthan likely to receive good rainfall.

Rainfall across India from June 1-11 (In mm)

Regions	Actual	Normal	% Departure from LPA*
East and N-E India	88.4	93.3	-5 
South Peninsula	30.9	49.6	-38 
Central India	6.6	30.5	-78 
North-West	1.9	16.9	-89 
All India	23	40.1	-43 

*LPA stands for Long Period Average; Source: India Meteorological Department (IMD)



5 Day Rainfall Forecast (MORNING)

13-June-2022

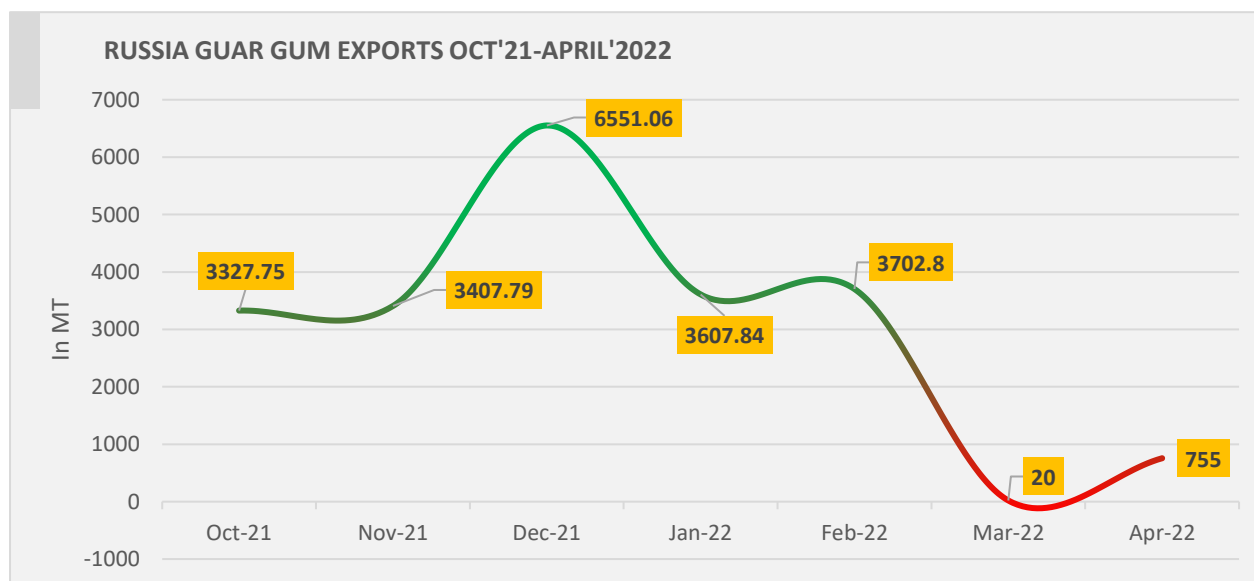
Met-Sub-Division	13-Jun Today	14Jun Tue	15Jun Wed	16Jun Thu	17Jun Fri
1. Andaman & Nicobar Islands	FWS	FWS	FWS	FWS	FWS
2. Arunachal Pradesh	WS	WS	WS	WS	WS
3. Assam & Meghalaya	WS	WS	WS	WS	WS
4. N. M. M. & T.	FWS	FWS	WS	WS	WS
5. S.H. West Bengal & Sikkim	WS	WS	WS	WS	WS
6. Gangetic West Bengal	SCT	SCT	FWS	FWS	FWS
7. Odisha	ISOL	SCT	FWS	FWS	FWS
8. Jharkhand	ISOL	SCT	WS	WS	WS
9. Bihar	ISOL	SCT	FWS	FWS	FWS
10. East Uttar Pradesh	ISOL	SCT	SCT	FWS	FWS
11. West Uttar Pradesh	DRY	DRY	ISOL	ISOL	ISOL
12. Uttarakhand	ISOL	ISOL	FWS	WS	WS
13. Haryana, Chd & Delhi	DRY	DRY	ISOL	SCT	SCT
14. Punjab	DRY	DRY	ISOL	SCT	SCT
15. Himachal Pradesh	ISOL	ISOL	SCT	FWS	FWS
16. J & K and Ladakh	ISOL	ISOL	ISOL	ISOL	ISOL
17. West Rajasthan	ISOL	DRY	DRY	DRY	DRY
18. East Rajasthan	ISOL	ISOL	ISOL	ISOL	ISOL
19. West Madhya Pradesh	SCT	SCT	ISOL	ISOL	ISOL
20. East Madhya Pradesh	SCT	SCT	FWS	FWS	FWS
21. Gujarat Region	SCT	ISOL	ISOL	ISOL	ISOL
22. Saurashtra & Kutch	SCT	ISOL	ISOL	ISOL	ISOL
23. Konkan & Goa	WS	WS	WS	WS	WS
24. Madhya Maharashtra	FWS	SCT	SCT	SCT	SCT
25. Marathawada	SCT	SCT	SCT	SCT	SCT
26. Vidharbha	SCT	FWS	FWS	FWS	FWS
27. Chhattisgarh	SCT	FWS	FWS	FWS	FWS
28. Coastal A. P. & Yanam	ISOL	SCT	SCT	SCT	SCT
29. Telangana	SCT	FWS	FWS	FWS	FWS
30. Rayalaseema	ISOL	ISOL	SCT	SCT	SCT
31. T.N.,Puducherry & Karaikal	ISOL	ISOL	SCT	SCT	SCT
32. Coastal Karnataka	WS	WS	WS	WS	WS
33. North Interior Karnataka	SCT	SCT	SCT	FWS	FWS
34. South Interior Karnataka	SCT	SCT	FWS	FWS	FWS
35. Kerala & Mahe	FWS	FWS	FWS	WS	WS
36. Lakshadweep	WS	FWS	FWS	FWS	FWS

Guar Exports:

Russia Guar Gum exports Oct'21-April'22

% Station Reporting Rainfall

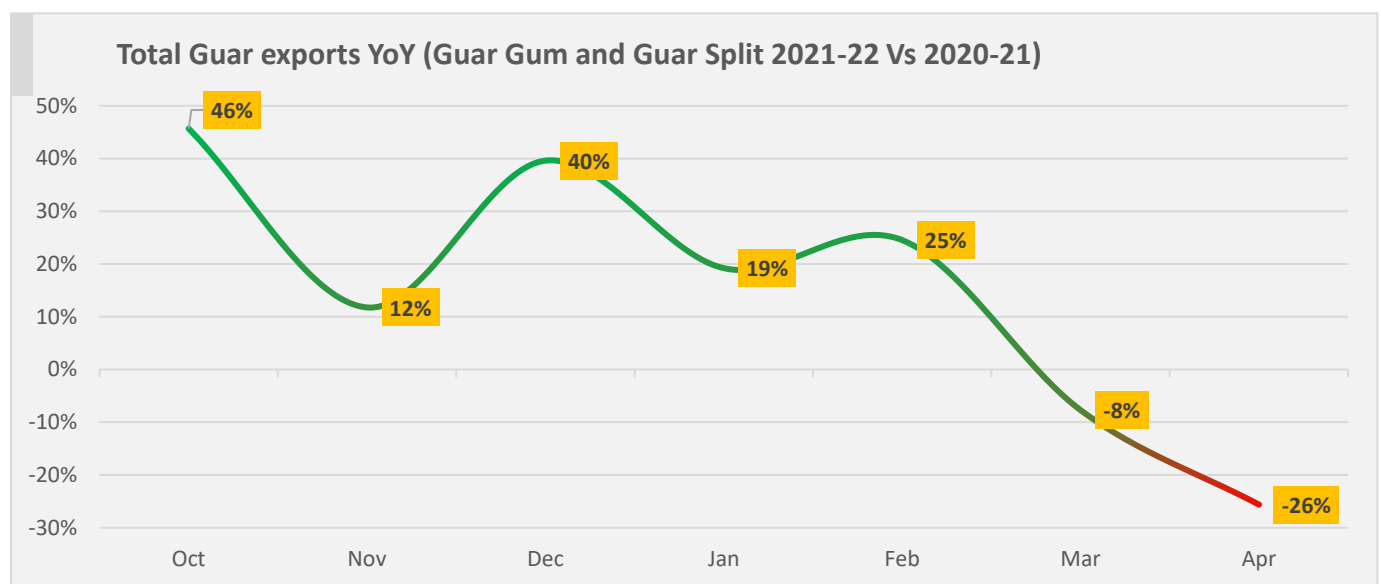
% Stations	Category	% Stations	Category
76-100	Widespread (WVS/ Most Places)	26-50	Scattered (SCT/ A Few Places)
51-75	Fairly Widespread (FWS/ Many Places)	1-25	Isolated (ISOL)
No Rain	Drv		



Guar Gum exports declined after feb'22 amid Russia Ukraine war and kept prices under pressure.

India's guar gum exports decreased in the month of April'2022 by 8.83% to 18,971 MT compared to 17,627 MT during previous month. However, the gum shipments were up by 7.62% in April'2022 compared to the same period last year. Out of the total exported quantity, around 5,511 MT (29%) bought by US, Russia bought 7,55 MT (3.98%), Germany 3,392 MT (17.88%), China 2,427 MT (12.80%), and Canada 491 MT (2.59%) respectively. We expect Guar export in May'22 at 17,000-18,000 tonnes.

India's Guar split exports decreased in the month of April'2022 by 88.44% to 643 MT as compared to 4,027 MT previous month. The guar split shipments went down by 84.03 % MT in April'22 compared to the same period last year at 5,560 MT. Out of the total exports, around 541 MT (84%) bought by China, US 101 MT (15.70%), We expect guar split export in May at 1,000-1,500 tonnes.



Total guar exports in April'22 went down by 26% to 19,614 MT as compared to 26,368 MT previous year same period on weak demand by China and USA. However, cumulative exports till April'22 still up by 13% to 16,7189 as compared to previous year same period at 14,8208.

Weak exports to Russia attributed to decline in Guar exports in March and April and pushed guar seed and guar gum prices to multi week low.



NCDEX-FUTURES MARKET – Guar Seed

Contract	% chg	Open	High	Low	Close	Volume	Change	OI	Change
June-22	-2.09	5744	5748	5645	5660	6820	▼-2100	7005	▼-4370
July-22	-2.07	5823	5830	5720	5734	21495	▼-1140	60360	▲3450

NCDEX-FUTURES MARKET- Guar Gum

Contract	% chg	Open	High	Low	Close	Volume	Change	OI	Change
June-22	-3.66	11028	11037	10700	10700	4775	▼-555	3855	▼-3280
July-22	-3.65	11200	11200	10831	10846	12995	▲3005	47710	▲2790

Guar seed Stock Position:

Stocks	Demat	In-Process	Total
	13-Jun-22	13-Jun-22	13-Jun-22
Bikaner	29818	247	30065
Deesa	148	0	148
Sri Ganganagar	1017	0	1017
Jodhpur	537	0	537
Nokha	0	0	0

Guar Gum Stock Position:

Stocks	Demat	In-Process	Total
	13-Jun-22	13-Jun-22	13-Jun-22
Deesa	20	0	20
Bikaner	5037	0	5037
Jodhpur	17152	0	17152
Nokha	2183	30	2213
Sri Ganganagar	180	0	180



Churi and Korma Prices:		14th-June-22
Commodity	Centre	Rs./75 kg.
Churi	Jodhpur	2400
Korma	Jodhpur	3600

Guar seed EDD:					
	10-Jun-22	10-Jul-22	10-Aug-22	10-Sept-22	10-Oct-22
Bikaner	1596	2697	3511	2228	2014
Deesa	-	59	79		-
Sri Ganganagar	499	10	141	20	110
Jodhpur	-	-	-	-	79
Nokha	-	-	-	-	-

Guar Gum EDD:					
	10-Jun-22	10-Jul-22	10-Aug-22	10-Sept-22	10-Oct-22
Deesa	-	-	20	-	-
Bikaner	-	168	199	866	1055
Jodhpur	65	1144	5550	1144	2920
Nokha	244	80	225	284	400
Sri Ganganagar	-	-	10	-	-

Guar Seed Prices at Key Spot Markets:

Commodity	District	Centre	Prices (Rs/Qtl)		Change
			13-Jun-22	11-Jun-22	
Guar Seed					
Rajasthan	Jodhpur	Jodhpur (Loose)	5750	5570	180
		Jodhpur(Delivery)	6038	5849	189
	Sri-Ganganagar	Sri-Ganganagar(Loose)	5750	5700	50
		Sri-Ganganagar (Delivery)	5900	5850	50
		Rawla (Loose)	NA	NA	-
		Gharsana (Loose)	NA	NA	-
		Raisinghnagar (Loose)	5200	NR	-
	Bikaner	Bikaner (Loose)	5525	5600	-75
		Bikaner (Delivery)	5801	5880	-79
		Nokha(Loose)	5600	5600	Unch
		Nokha (Delivery)	5880	5880	Unch
		Khajuwala (Loose)	5400	5300	100
		Khajuwala (Delivery)	5670	5565	105
		Lunkaransar (Loose)	5500	5500	Unch
	Hanumangarh	Hanumangarh (Loose)	5050	5200	-150
		Hanumangarh (Delivery)	5303	5460	-158
		Nohar (Loose)	NA	5548	-
		Pilibanga (Loose)	NA	NA	-
	Nagaur	Nagaur (Loose)	NA	NA	-
	Churu	Churu (Delivery)	5700	NR	-
	Alwar	Alwar (Loose)	5300	NR	-
Haryana	Hisar	Adampur (Loose)	5500	5500	Unch
		Adampur (Delivery)	5775	5775	Unch
	Bhiwani	Bhiwani (Delivery)	NA	NA	-
		Siwani (Loose)	5570	5650	-80
	Sirsa	Sirsa (Loose)	5350	5300	50
		Dhabwali (Loose)	NA	5405	-
		Dhabwali (Delivery)	NA	5675	-
		Ellanabad (Loose)	NA	NA	-
	Fatehabad	Fatehabad (Loose)	5500	5400	100
Gujarat	Banaskantha	Deesa (Loose)	NA	NA	-
	Patan	Patan (Loose)	NA	NA	-
	Rajkot	Rajkot (Loose)	5945	NA	-
	Jamnagar	Dhrol (Loose)	5380	NA	-
Madhya Pradesh	Gwalior	Dabra (Loose)	NA	NA	-



Guar Gum					
Rajasthan	Jodhpur	Jodhpur	11000	11500	-500
	Alwar	Alwar	11000	NR	-
	Hanumangarh	Nohar	NA	11260	-
Haryana	Bhiwani	Bhiwani	NA	NA	-
	Sirsa	Sirsa	11000	11500	-500
		Dhabwali	NA	11260	-
		Ellanabad	NA	NA	-
	Fatehabad	Fatehabad	11120	11200	-80

Guar Seed Arrivals in Key Centers					
Commodity	District	Centre	Arrivals (Quintals)		Change
Guar Seed			13-Jun-22	11-Jun-22	
Rajasthan	Jodhpur	Jodhpur	40	20	20
	Sri-Ganganagar	Sri-Ganganagar	200	100	100
		Rawla	NA	NA	-
		Gharsana	NA	NA	-
		Raisinghnagar	200	NR	-
	Bikaner	Bikaner	250	250	Unch
		Nokha	250	250	Unch
		Khajuwala	50	60	-10
		Lunkaransar	500	300	200
	Hanumangarh	Hanumangarh	50	70	-20
		Nohar	NA	171	-
		Pilibanga	NA	NA	-
	Nagaur	Nagaur	NA	NA	-
	Churu	Churu	NR	NR	-
	Alwar	Alwar	NR	NR	-
Haryana	Hisar	Adampur	800	500	300
	Bhiwani	Bhiwani	NA	NA	-
		Siwani	300	300	Unch
	Sirsa	Sirsa	650	300	350
		Dhabwali	NA	15	-
		Ellanabad	NA	NA	-
	Fatehabad	Fatehabad	NA	NA	-
Gujarat	Banaskantha	Deesa	NA	NA	-
	Patan	Patan	NA	NA	-
	Rajkot	Rajkot	1200	NA	-
	Jamnagar	Dhrol	29	NA	-



Madhya Pradesh	Gwalior	Dabra	NA	NA	-
Total Arrivals/Above Markets			4519	2336	2183

Disclaimer

The information and opinions contained in the document have been compiled from sources believed to be reliable. The company does not warrant its accuracy, completeness and correctness. Use of data and information contained in this report is at your own risk. This document is not, and should not be construed as, an offer to sell or solicitation to buy any commodities. This document may not be reproduced, distributed or published, in whole or in part, by any recipient hereof for any purpose without prior permission from the Company. IASL and its affiliates and/or their officers, directors and employees may have positions in any commodities mentioned in this document (or in any related investment) and may from time to time add to or dispose of any such commodities (or investment). Please see the detailed disclaimer at <http://www.agriwatch.com/Disclaimer.asp> © 2022 Indian Agribusiness Systems Limited