

Today's Update

Today Jodhpur Guar seed delivery prices went down by 4.3% to Rs.5,775/qtl amid pre monsoon showers. In other cash markets traded with weak sentiments. In Rajasthan, arrivals stood at 1,839 Qtl as compared to 1540 Qtl previous day. In Haryana, arrivals stood at 1,150 qtl Vs 1,750 qtl. previous day. The guar seed and guar gum prices are expected to trade range bound with weak bias. Jodhpur Guar seed delivery prices are expected to trade around Rs. 5700-6000/Qtl in near term tracking weak export demand coupled with pre monsoon showers.

WTI crude oil prices traded up by 0.22% to \$120.93/Barrels.

According to IMD moderate to heavy rains in some areas under Jodhpur, Udaipur and Kota divisions and light to moderate rains in Ajmer and Jaipur divisions likely to receive on Tuesday.

Previous Updates:



As on 10th June'2022, as per data released by Baker Hughes, the number of oilrigs in USA increased by 6 to 580 as compared to previous week at 574.

Weather Updates-

Southwest Monsoon has further advanced into some more parts of Arabian Sea, some parts of Gujarat state, entire Konkan, most parts of Madhya, Maharashtra, most parts of Marathwada and Karnataka.

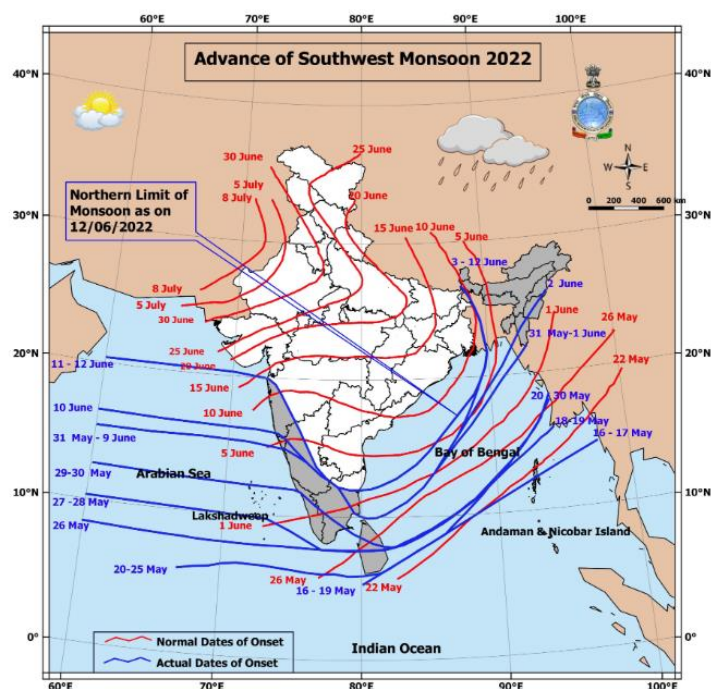
According to IMD, June 1-6 rainfall at 13mm remained 31% below normal. Slow monsoon progress may support prices.

Rainfall across India from June 1-11 (In mm)

Regions	Actual	Normal	% Departure from LPA*
East and N-E India	88.4	93.3	-5 
South Peninsula	30.9	49.6	-38 
Central India	6.6	30.5	-78 
North-West	1.9	16.9	-89 
All India	23	40.1	-43 

*LPA stands for Long Period Average; Source: India Meteorological Department (IMD)

According to IMD, in Rajasthan, South west monsoon is likely to arrive around 15-20 June and approximately 60% of area of Rajasthan likely to receive good rainfall.



5 Day Rainfall Forecast (MORNING)

13-June-2022

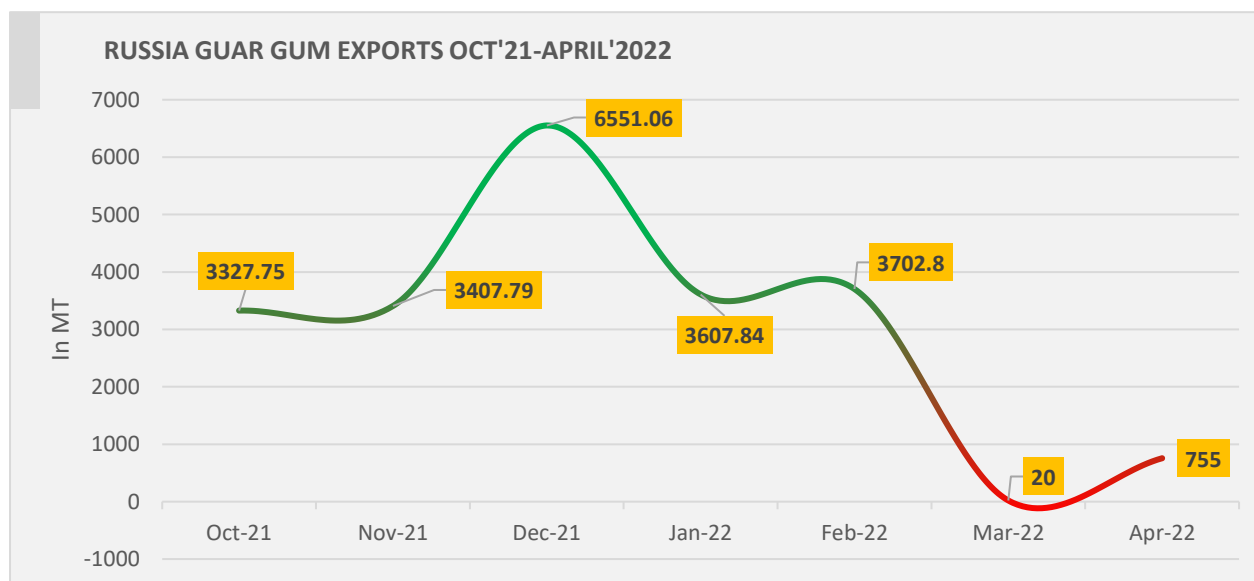
Met-Sub-Division	13-Jun Today	14-Jun Tue	15-Jun Wed	16-Jun Thu	17-Jun Fri
1. Andaman & Nicobar Islands	FWS	FWS	FWS	FWS	FWS
2. Arunachal Pradesh	WS	WS	WS	WS	WS
3. Assam & Meghalaya	WS	WS	WS	WS	WS
4. N. M. M. & T.	FWS	FWS	WS	WS	WS
5. S.H. West Bengal & Sikkim	WS	WS	WS	WS	WS
6. Gangetic West Bengal	SCT	SCT	FWS	FWS	FWS
7. Odisha	ISOL	SCT	FWS	FWS	FWS
8. Jharkhand	ISOL	SCT	WS	WS	WS
9. Bihar	ISOL	SCT	FWS	FWS	FWS
10. East Uttar Pradesh	ISOL	SCT	SCT	FWS	FWS
11. West Uttar Pradesh	DRY	DRY	ISOL	ISOL	ISOL
12. Uttarakhand	ISOL	ISOL	FWS	WS	WS
13. Haryana, Chd & Delhi	DRY	DRY	ISOL	SCT	SCT
14. Punjab	DRY	DRY	ISOL	SCT	SCT
15. Himachal Pradesh	ISOL	ISOL	SCT	FWS	FWS
16. J & K and Ladakh	ISOL	ISOL	ISOL	ISOL	ISOL
17. West Rajasthan	ISOL	DRY	DRY	DRY	DRY
18. East Rajasthan	ISOL	ISOL	ISOL	ISOL	ISOL
19. West Madhya Pradesh	SCT	SCT	ISOL	ISOL	ISOL
20. East Madhya Pradesh	SCT	SCT	FWS	FWS	FWS
21. Gujarat Region	SCT	ISOL	ISOL	ISOL	ISOL
22. Saurashtra & Kutch	SCT	ISOL	ISOL	ISOL	ISOL
23. Konkan & Goa	WS	WS	WS	WS	WS
24. Madhya Maharashtra	FWS	SCT	SCT	SCT	SCT
25. Marathwada	SCT	SCT	SCT	SCT	SCT
26. Vidharbha	SCT	FWS	FWS	FWS	FWS
27. Chhattisgarh	SCT	FWS	FWS	FWS	FWS
28. Coastal A. P. & Yanam	ISOL	SCT	SCT	SCT	SCT
29. Telangana	SCT	FWS	FWS	FWS	FWS
30. Rayalaseema	ISOL	ISOL	SCT	SCT	SCT
31. T.N., Puducherry & Karaikal	ISOL	ISOL	SCT	SCT	SCT
32. Coastal Karnataka	WS	WS	WS	WS	WS
33. North Interior Karnataka	SCT	SCT	SCT	FWS	FWS
34. South Interior Karnataka	SCT	SCT	FWS	FWS	FWS
35. Kerala & Mahe	FWS	FWS	FWS	WS	WS
36. Lakshadweep	WS	FWS	FWS	FWS	FWS

% Station Reporting Rainfall

% Stations	Category	% Stations	Category
76-100	Widespread (WS/ Most Places)	26-50	Scattered (SCT/ A Few Places)
51-75	Fairly Widespread (FWS/ Many Places)	1-25	Isolated (ISOL)
No Rain	Dry		

Guar Exports:

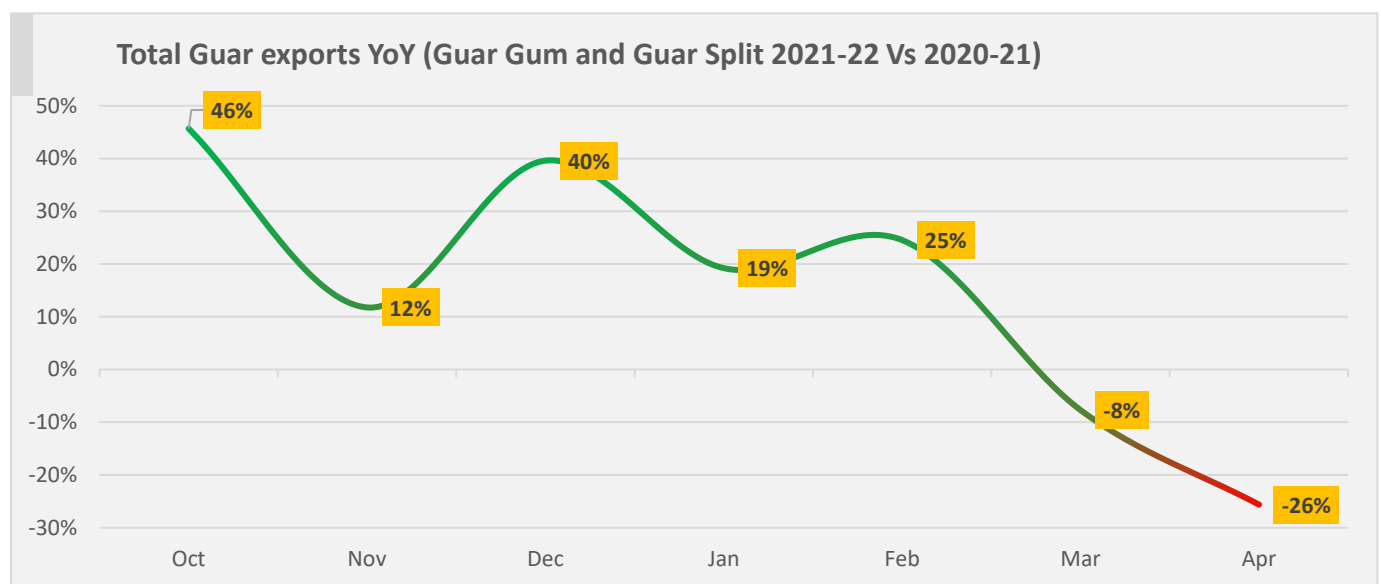
Russia Guar Gum exports Oct'21-April'22



Guar Gum exports declined after feb'22 amid Russia Ukraine war and kept prices under pressure.

India's guar gum exports decreased in the month of April'2022 by 8.83% to 18,971 MT compared to 17,627 MT during previous month. However, the gum shipments were up by 7.62% in April'2022 compared to the same period last year. Out of the total exported quantity, around 5,511 MT (29%) bought by US, Russia bought 7,55 MT (3.98%), Germany 3,392 MT (17.88%), China 2,427 MT (12.80%), and Canada 491 MT (2.59%) respectively. We expect Guar export in May'22 at 17,000-18,000 tonnes.

India's Guar split exports decreased in the month of April'2022 by 88.44% to 643 MT as compared to 4,027 MT previous month. The guar split shipments went down by 84.03 % MT in April'22 compared to the same period last year at 5,560 MT. Out of the total exports, around 541 MT (84%) bought by China, US 101 MT (15.70%), We expect guar split export in May at 1,000-1,500 tonnes.



Total guar exports in April'22 went down by 26% to 19,614 MT as compared to 26,368 MT previous year same period on weak demand by China and USA. However, cumulative exports till April'22 still up by 13% to 16,7189 as compared to previous year same period at 14,8208.

Weak exports to Russia attributed to decline in Guar exports in March and April and pushed guar seed and guar gum prices to multi week low.



NCDEX-FUTURES MARKET – Guar Seed

Contract	% chg	Open	High	Low	Close	Volume	Change	OI	Change
June-22	-0.34	5649	5673	5616	5644	655	▼-6165	2175	▼-4830
July-22	-0.02	5720	5745	5682	5733	18910	▼-2585	62685	▲2325

NCDEX-FUTURES MARKET- Guar Gum

Contract	% chg	Open	High	Low	Close	Volume	Change	OI	Change
June-22	-0.08	10728	10770	10675	10735	3715	▼-1060	1285	▼-2570
July-22	-0.11	10850	10925	10811	10870	9100	▼-3895	48830	▲1120

Guar seed Stock Position:

Stocks	Demat	In-Process	Total
	13-Jun-22	13-Jun-22	13-Jun-22
Bikaner	29966	247	30213
Deesa	148	0	148
Sri Ganganagar	1017	0	1017
Jodhpur	537	0	537
Nokha	0	0	0

Guar Gum Stock Position:

Stocks	Demat	In-Process	Total
	13-Jun-22	13-Jun-22	13-Jun-22
Deesa	20	0	20
Bikaner	5077	0	5077
Jodhpur	17152	0	17152
Nokha	2183	30	2213
Sri Ganganagar	180	0	180



Churi and Korma Prices:		14th-June-22
Commodity	Centre	Rs./75 kg.
Churi	Jodhpur	2400
Korma	Jodhpur	3525

Guar seed EDD:					
	10-Jul-22	10-Aug-22	10-Sept-22	10-Oct-22	10-Nov-22
Bikaner	2697	3511	2228	2014	3562
Deesa	59	79	-	-	-
Sri Ganganagar	10	141	20	110	350
Jodhpur	-	-	-	79	-
Nokha	-	-	-	-	-

Guar Gum EDD:					
	10-Jul-22	10-Aug-22	10-Sept-22	10-Oct-22	10-Nov-22
Deesa	-	20	-	-	-
Bikaner	30	199	866	1055	656
Jodhpur	1094	5386	1144	2920	2781
Nokha	50	225	284	400	270
Sri Ganganagar	-	10	-	-	

Guar Seed Prices at Key Spot Markets:

Commodity	District	Centre	Prices (Rs/Qtl)		Change
			14-Jun-22	13-Jun-22	
Guar Seed					
Rajasthan	Jodhpur	Jodhpur (Loose)	5500	5750	-250
		Jodhpur(Delivery)	5775	6038	-263
	Sri-Ganganagar	Sri-Ganganagar(Loose)	5800	5750	50
		Sri-Ganganagar (Delivery)	5950	5900	50
		Rawla (Loose)	NA	NA	-
		Gharsana (Loose)	NA	5340	-
		Raisinghnagar (Loose)	5415	5200	215
	Bikaner	Bikaner (Loose)	5500	5525	-25
		Bikaner (Delivery)	5775	5801	-26
		Nokha(Loose)	5500	5600	-100
		Nokha (Delivery)	5775	5880	-105
		Khajuwala (Loose)	5250	5400	-150
		Khajuwala (Delivery)	5513	5670	-158
		Lunkaransar (Loose)	5400	5500	-100
	Hanumangarh	Hanumangarh (Loose)	5000	5050	-50
		Hanumangarh (Delivery)	5250	5303	-53
		Nohar (Loose)	5609	NA	-
		Pilibanga (Loose)	-	NA	-
	Nagaur	Nagaur (Loose)	NA	NA	-
	Churu	Churu (Delivery)	5700	5700	Unch
	Alwar	Alwar (Loose)	5300	5300	Unch
Haryana	Hisar	Adampur (Loose)	5500	5500	Unch
		Adampur (Delivery)	5775	5775	Unch
	Bhiwani	Bhiwani (Delivery)	NA	NA	-
		Siwani (Loose)	5560	5570	-10
	Sirsa	Sirsa (Loose)	5250	5350	-100
		Dhabwali (Loose)	NA	5385	-
		Dhabwali (Delivery)	NA	5654	-
		Ellanabad (Loose)	NA	5285	-
	Fatehabad	Fatehabad (Loose)	NA	5500	-
Gujarat	Banaskantha	Deesa (Loose)	NA	NA	-
	Patan	Patan (Loose)	5500	NA	-
	Rajkot	Rajkot (Loose)	5425	5945	-520
	Jamnagar	Dhrol (Loose)	5355	5380	-25
Madhya Pradesh	Gwalior	Dabra (Loose)	NA	NA	-



Guar Gum					
Rajasthan	Jodhpur	Jodhpur	10900	11000	-100
	Alwar	Alwar	11000	11000	Unch
	Hanumangarh	Nohar	11000	NA	-
Haryana	Bhiwani	Bhiwani	NA	NA	-
	Sirsa	Sirsa	10900	11000	-100
		Dhabwali	NA	11000	-
		Ellanabad	NA	-	-
	Fatehabad	Fatehabad	NA	11120	-

Guar Seed Arrivals in Key Centers					
Commodity	District	Centre	Arrivals (Quintals)		Change
Guar Seed			14-Jun-22	13-Jun-22	
Rajasthan	Jodhpur	Jodhpur	-	40	-
	Sri-Ganganagar	Sri-Ganganagar	150	200	-50
		Rawla	NA	NA	-
		Gharsana	NA	3	-
		Raisinghnagar	300	200	100
	Bikaner	Bikaner	250	250	Unch
		Nokha	200	250	-50
		Khajuwala	50	50	Unch
		Lunkaransar	600	500	100
	Hanumangarh	Hanumangarh	35	50	-15
		Nohar	254	NA	-
		Pilibanga	-	NA	-
	Nagaur	Nagaur	NA	NA	-
	Churu	Churu	NR	NR	-
	Alwar	Alwar	-	NR	-
Haryana	Hisar	Adampur	600	800	-200
	Bhiwani	Bhiwani	NA	NA	-
		Siwani	200	300	-100
	Sirsa	Sirsa	350	650	-300
		Dhabwali	NA	40	-
		Ellanabad	NA	115	-
	Fatehabad	Fatehabad	-	NA	-
Gujarat	Banaskantha	Deesa	NA	NA	-
	Patan	Patan	25	NA	-
	Rajkot	Rajkot	300	1200	-900
	Jamnagar	Dhrol	21	29	-8



Madhya Pradesh	Gwalior	Dabra	NA	NA	-
Total Arrivals/Above Markets			3335	4677	-1342



Disclaimer

The information and opinions contained in the document have been compiled from sources believed to be reliable. The company does not warrant its accuracy, completeness and correctness. Use of data and information contained in this report is at your own risk. This document is not, and should not be construed as, an offer to sell or solicitation to buy any commodities. This document may not be reproduced, distributed or published, in whole or in part, by any recipient hereof for any purpose without prior permission from the Company. IASL and its affiliates and/or their officers, directors and employees may have positions in any commodities mentioned in this document (or in any related investment) and may from time to time add to or dispose of any such commodities (or investment). Please see the detailed disclaimer at <http://www.agriwatch.com/Disclaimer.asp> © 2022 Indian Agribusiness Systems Limited