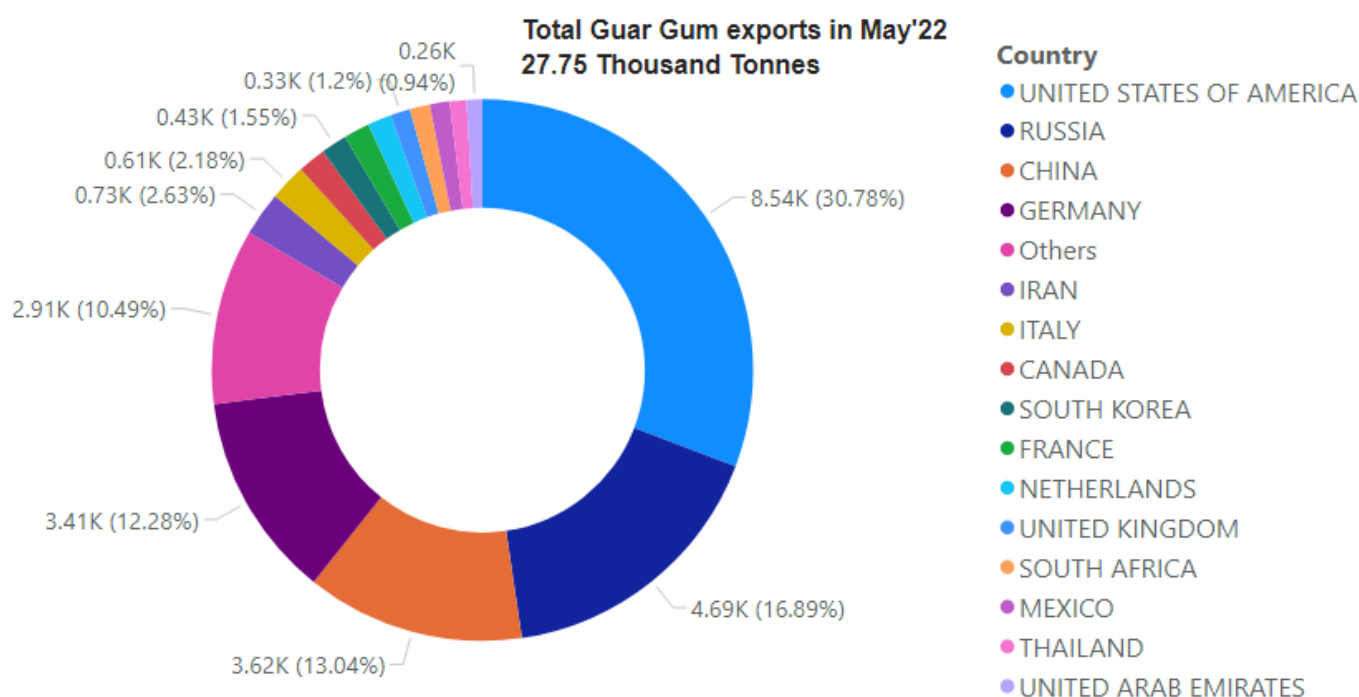


Today's Update

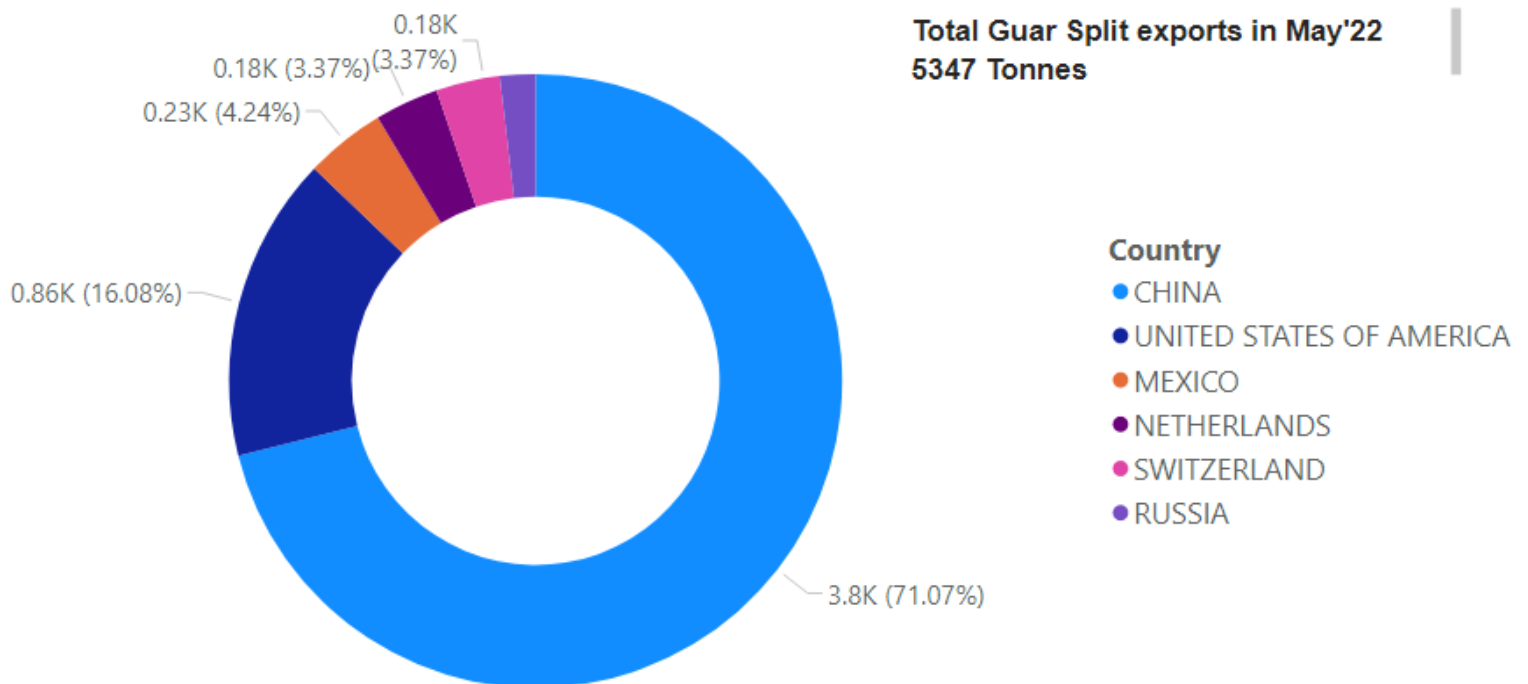
Today Jodhpur Guar seed delivery prices remained stable at Rs.5,775/qtl amid pre monsoon showers . In other cash markets traded with firm to steady sentiments. In Rajasthan, arrivals stood at 1,110 Qtl as compared to 1839 Qtl previous day. In Haryana, arrivals stood at 900 qtl Vs 1,150 qtl. previous day. The guar seed and guar gum prices are expected to trade range bound with weak bias. Jodhpur Guar seed delivery prices are expected to trade around Rs. 5700-6000/Qtl in near term amid pre monsoon showers.

WTI crude oil prices traded down by 1.65% to \$118.93/Barrels.

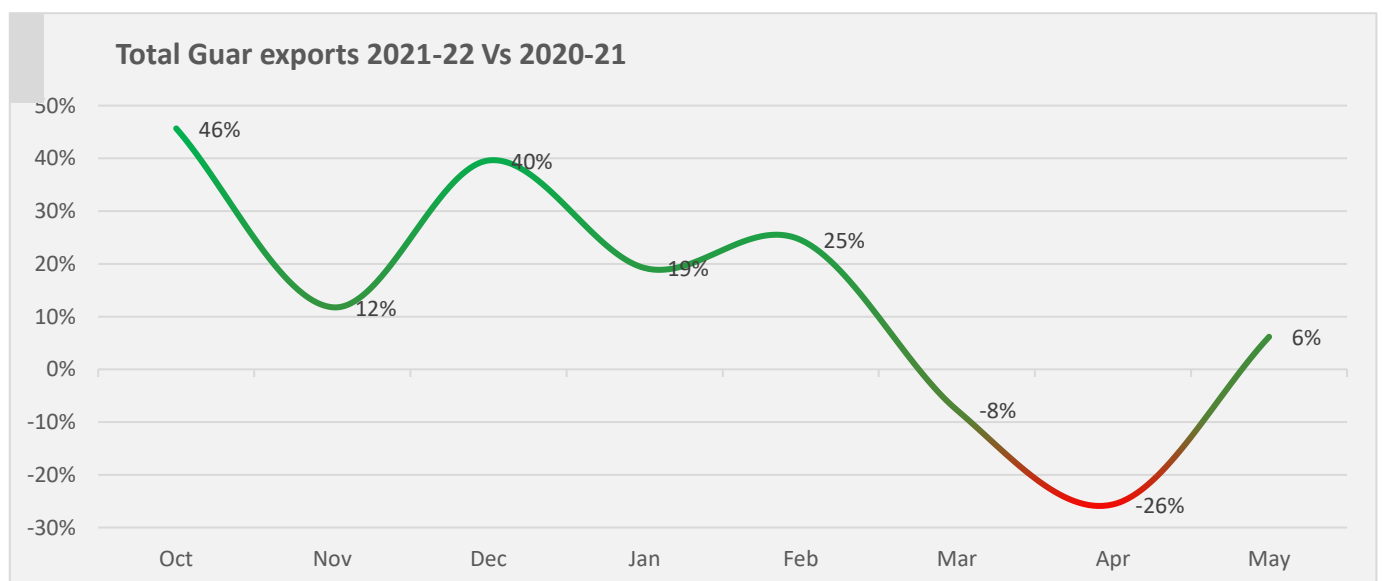
Guar Gum Exports:



India's guar gum exports increased in the month of May'2022 by 36.42% to 27,748 MT compared to 18,971 MT during previous month. However, the gum shipments were up by 46.27 % in May'2022 compared to the same period last year. Out of the total exported quantity, around 8541 MT (30.78%) bought by US, Russia bought 4,686 MT (16.89%), China 3,618 MT (13.04%), Germany 3,408 MT (12.28%). Export demand was driven by bullish crude oil prices. We expect Guar export in June'22 at 25,000-28,000 tonnes.

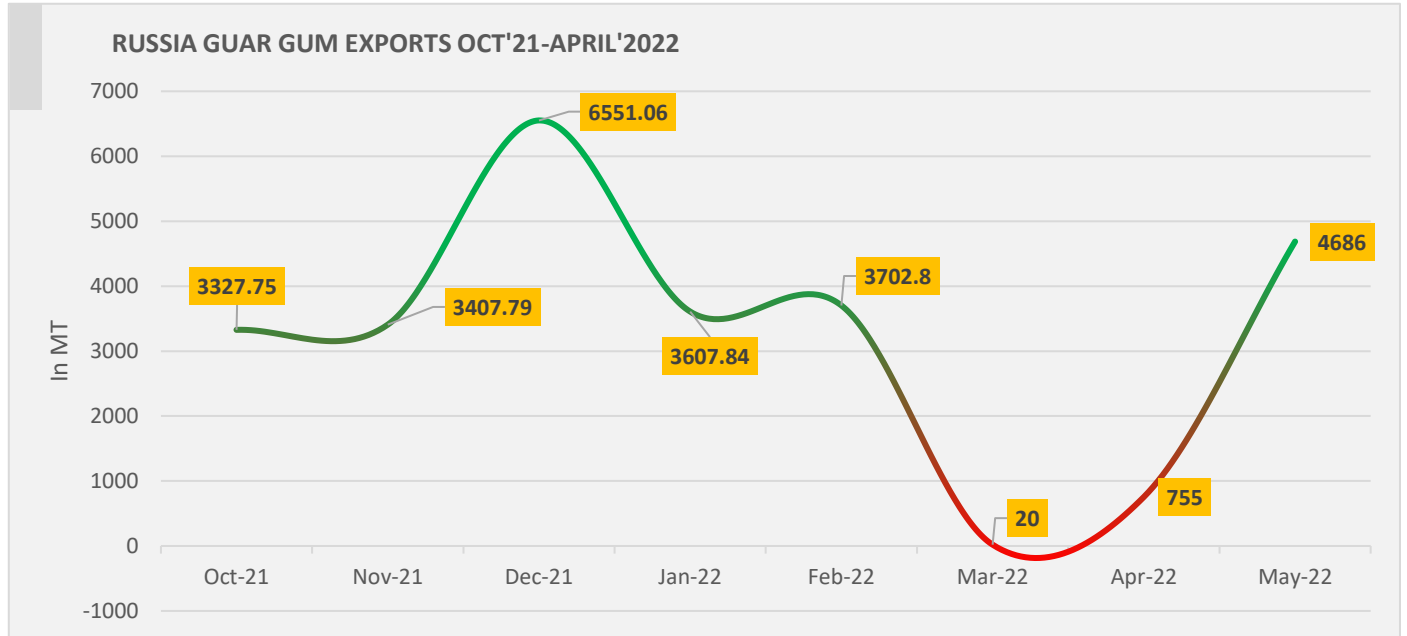
Guar Split Exports


India's Guar split exports increased in the month of May'2022 by 731% to 5,347 MT as compared to 643 MT previous month. However, the guar split shipments increased by 731% MT in May'22 compared to the same period last year at 10,838 MT. Out of the total exports, around 3,800 MT (71.07%) bought by China, US 860 MT (16.08%), We expect guar split export in June at 4,000-5,000 tonnes.



Total guar exports in May'22 recorded up by 6% to 33,095 MT as compared to 31,178 MT previous year same period amid bullish crude oil prices and increase in oil rig count. However, cumulative exports till May'22 still up by 12% to 200284 MT as compared to previous year same period at 179386.

Russia Guar Gum exports Oct'21-May'22



Russian Guar gum imports went down in Feb-March amid Russia-Ukraine war, however export demand has rebounded in May.

Previous Updates:

As on 10th June'2022, as per data released by Baker Hughes, the number of oilrigs in USA increased by 6 to 580 as compared to previous week at 574.

Weather Updates-

Southwest Monsoon has further advanced into some more parts of Arabian Sea, some parts of Gujarat state, entire Konkan, most parts of Madhya, Maharashtra, most parts of Marathwada and Karnataka.

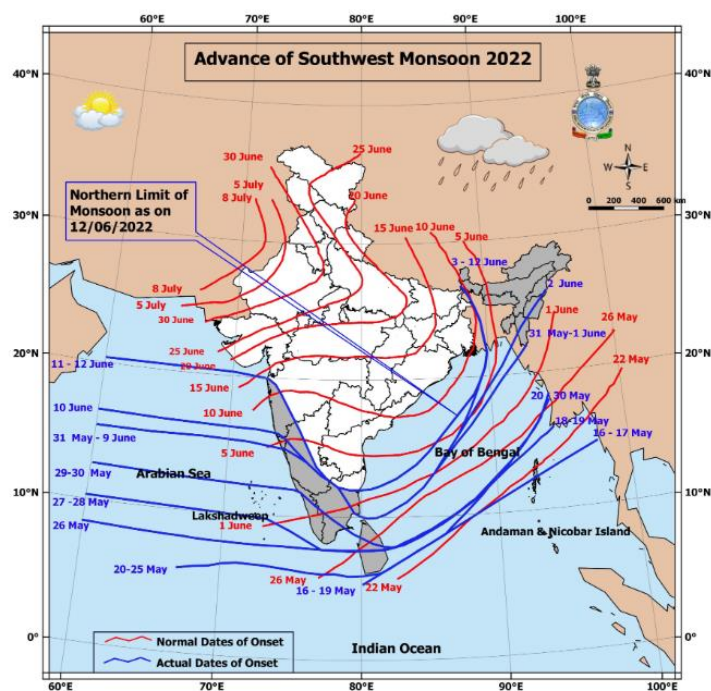
According to IMD, June 1-6 rainfall at 13mm remained 31% below normal. Slow monsoon progress may support prices.

Rainfall across India from June 1-11 (In mm)

Regions	Actual	Normal	% Departure from LPA*
East and N-E India	88.4	93.3	-5
South Peninsula	30.9	49.6	-38
Central India	6.6	30.5	-78
North-West	1.9	16.9	-89
All India	23	40.1	-43

*LPA stands for Long Period Average; Source: India Meteorological Department (IMD)

According to IMD, in Rajasthan, South west monsoon is likely to arrive around 15-20 June and approximately 60% of area of Rajasthan likely to receive good rainfall.



5 Day Rainfall Forecast (MORNING)

13-June-2022

Met-Sub-Division	13-Jun Today	14-Jun Tue	15-Jun Wed	16-Jun Thu	17-Jun Fri
1. Andaman & Nicobar Islands	FWS	FWS	FWS	FWS	FWS
2. Arunachal Pradesh	WS	WS	WS	WS	WS
3. Assam & Meghalaya	WS	WS	WS	WS	WS
4. N. M. M. & T.	FWS	FWS	WS	WS	WS
5. S.H. West Bengal & Sikkim	WS	WS	WS	WS	WS
6. Gangetic West Bengal	SCT	SCT	FWS	FWS	FWS
7. Odisha	ISOL	SCT	FWS	FWS	FWS
8. Jharkhand	ISOL	SCT	WS	WS	WS
9. Bihar	ISOL	SCT	FWS	FWS	FWS
10. East Uttar Pradesh	ISOL	SCT	SCT	FWS	FWS
11. West Uttar Pradesh	DRY	DRY	ISOL	ISOL	ISOL
12. Uttarakhand	ISOL	ISOL	FWS	WS	WS
13. Haryana, Chd & Delhi	DRY	DRY	ISOL	SCT	SCT
14. Punjab	DRY	DRY	ISOL	SCT	SCT
15. Himachal Pradesh	ISOL	ISOL	SCT	FWS	FWS
16. J & K and Ladakh	ISOL	ISOL	ISOL	ISOL	ISOL
17. West Rajasthan	ISOL	DRY	DRY	DRY	DRY
18. East Rajasthan	ISOL	ISOL	ISOL	ISOL	ISOL
19. West Madhya Pradesh	SCT	SCT	ISOL	ISOL	ISOL
20. East Madhya Pradesh	SCT	SCT	FWS	FWS	FWS
21. Gujarat Region	SCT	ISOL	ISOL	ISOL	ISOL
22. Saurashtra & Kutch	SCT	ISOL	ISOL	ISOL	ISOL
23. Konkan & Goa	WS	WS	WS	WS	WS
24. Madhya Maharashtra	FWS	SCT	SCT	SCT	SCT
25. Marathawada	SCT	SCT	SCT	SCT	SCT
26. Vidharbha	SCT	FWS	FWS	FWS	FWS
27. Chhattisgarh	SCT	FWS	FWS	FWS	FWS
28. Coastal A. P. & Yanam	ISOL	SCT	SCT	SCT	SCT
29. Telangana	SCT	FWS	FWS	FWS	FWS
30. Rayalaseema	ISOL	ISOL	SCT	SCT	SCT
31. T.N., Puducherry & Karaikal	ISOL	ISOL	SCT	SCT	SCT
32. Coastal Karnataka	WS	WS	WS	WS	WS
33. North Interior Karnataka	SCT	SCT	SCT	FWS	FWS
34. South Interior Karnataka	SCT	SCT	FWS	FWS	FWS
35. Kerala & Mahe	FWS	FWS	FWS	WS	WS
36. Lakshadweep	WS	FWS	FWS	FWS	FWS

% Station Reporting Rainfall

% Stations	Category	% Stations	Category
76-100	Widespread (WS/ Most Places)	26-50	Scattered (SCT/ A Few Places)
51-75	Fairly Widespread (FWS/ Many Places)	1-25	Isolated (ISOL)
No Rain	Dry		



NCDEX-FUTURES MARKET – Guar Seed

Contract	% chg	Open	High	Low	Close	Volume	Change	OI	Change
June-22	-0.18	5642	5700	5629	5632	315	▼-340	630	▼-1545
July-22	-0.49	5724	5754	5675	5696	100320	▲81410	64005	▲1320

NCDEX-FUTURES MARKET- Guar Gum

Contract	% chg	Open	High	Low	Close	Volume	Change	OI	Change
June-22	-0.19	10740	10765	10720	10720	275	▼-3440	410	▼-875
July-22	-0.60	10876	10946	10780	10811	5320	▼-3780	48780	▼-50

Guar seed Stock Position:

Stocks	Demat	In-Process	Total
	14-Jun-22	14-Jun-22	14-Jun-22
Bikaner	29966	247	30213
Deesa	148	0	148
Sri Ganganagar	1017	0	1017
Jodhpur	537	0	537
Nokha	0	0	0

Guar Gum Stock Position:

Stocks	Demat	In-Process	Total
	14-Jun-22	14-Jun-22	14-Jun-22
Deesa	20	0	20
Bikaner	5077	0	5077
Jodhpur	17171	0	17171
Nokha	2183	30	2213
Sri Ganganagar	180	0	180



Churi and Korma Prices:		15th-June-22
Commodity	Centre	Rs./75 kg.
Churi	Jodhpur	2400
Korma	Jodhpur	3525

Guar seed EDD:					
	10-Jul-22	10-Aug-22	10-Sept-22	10-Oct-22	10-Nov-22
Bikaner	2697	3511	2228	2014	3562
Deesa	59	79	-	-	-
Sri Ganganagar	10	141	20	110	350
Jodhpur	-	-	-	79	-
Nokha	-	-	-	-	-

Guar Gum EDD:					
	10-Jul-22	10-Aug-22	10-Sept-22	10-Oct-22	10-Nov-22
Deesa	-	20	-	-	-
Bikaner	30	199	866	1055	656
Jodhpur	1094	5386	1144	2920	2781
Nokha	50	225	284	400	270
Sri Ganganagar	-	10	-	-	

Guar Seed Prices at Key Spot Markets:

Commodity	District	Centre	Prices (Rs/Qtl)		Change
			15-Jun-22	14-Jun-22	
Guar Seed					
Rajasthan	Jodhpur	Jodhpur (Loose)	5500	5500	Unch
		Jodhpur(Delivery)	5775	5775	Unch
	Sri-Ganganagar	Sri-Ganganagar(Loose)	5800	5800	Unch
		Sri-Ganganagar (Delivery)	5950	5950	Unch
		Rawla (Loose)	NA	NA	-
		Gharsana (Loose)	NA	5100	-
		Raisinghnagar (Loose)	5350	5415	-65
	Bikaner	Bikaner (Loose)	5500	5500	Unch
		Bikaner (Delivery)	5775	5775	Unch
		Nokha(Loose)	5525	5500	25
		Nokha (Delivery)	5801	5775	26
		Khajuwala (Loose)	5350	5250	100
		Khajuwala (Delivery)	5618	5513	105
		Lunkaransar (Loose)	5500	5400	100
	Hanumangarh	Hanumangarh (Loose)	5000	5000	Unch
		Hanumangarh (Delivery)	5250	5250	Unch
		Nohar (Loose)	NA	5428	-
		Pilibanga (Loose)	NA	5110	-
	Nagaur	Nagaur (Loose)	NA	NA	-
	Churu	Churu (Delivery)	NA	5700	-
	Alwar	Alwar (Loose)	NA	5300	-
Haryana	Hisar	Adampur (Loose)	5500	5500	Unch
		Adampur (Delivery)	5775	5775	Unch
	Bhiwani	Bhiwani (Delivery)	NA	NA	-
		Siwani (Loose)	5550	5560	-10
	Sirsa	Sirsa (Loose)	5280	5250	30
		Dhabwali (Loose)	NA	5250	-
		Dhabwali (Delivery)	NA	5513	-
		Ellanabad (Loose)	NA	5200	-
	Fatehabad	Fatehabad (Loose)	NA	NA	-
Gujarat	Banaskantha	Deesa (Loose)	NA	NA	-
	Patan	Patan (Loose)	NA	5500	-
	Rajkot	Rajkot (Loose)	5425	5425	Unch
	Jamnagar	Dhrol (Loose)	5350	5355	-5
Madhya Pradesh	Gwalior	Dabra (Loose)	NA	NA	-



Guar Gum					
Rajasthan	Jodhpur	Jodhpur	11000	10900	100
	Alwar	Alwar	NA	11000	-
	Hanumangarh	Nohar	NA	11000	-
Haryana	Bhiwani	Bhiwani	NA	NA	-
	Sirsa	Sirsa	11000	10900	100
		Dhabwali	NA	11120	-
		Ellanabad	NA	0	-
	Fatehabad	Fatehabad	NA	NA	-

Guar Seed Arrivals in Key Centers					
Commodity	District	Centre	Arrivals (Quintals)		Change
Guar Seed			15-Jun-22	14-Jun-22	
Rajasthan	Jodhpur	Jodhpur	0	0	Unch
	Sri-Ganganagar	Sri-Ganganagar	150	150	Unch
		Rawla	NA	NA	-
		Gharsana	NA	8	-
		Raisinghnagar	200	300	-100
	Bikaner	Bikaner	250	250	Unch
		Nokha	200	200	Unch
		Khajuwala	50	50	Unch
		Lunkaransar	200	600	-400
	Hanumangarh	Hanumangarh	60	35	25
		Nohar	NA	224	-
		Pilibanga	NA	29	-
	Nagaur	Nagaur	NA	NA	-
	Churu	Churu	NA	NR	-
	Alwar	Alwar	NA	NR	-
Haryana	Hisar	Adampur	500	600	-100
	Bhiwani	Bhiwani	NA	NA	-
		Siwani	150	200	-50
	Sirsa	Sirsa	250	350	-100
		Dhabwali	NA	138	-
		Ellanabad	NA	151	-
	Fatehabad	Fatehabad	NA	NA	-
Gujarat	Banaskantha	Deesa	NA	NA	-
	Patan	Patan	NA	25	-
	Rajkot	Rajkot	600	300	300
	Jamnagar	Dhrol	1	21	-20



Madhya Pradesh	Gwalior	Dabra	NA	NA	-
Total Arrivals/Above Markets			2611	3631	-1020

Disclaimer

The information and opinions contained in the document have been compiled from sources believed to be reliable. The company does not warrant its accuracy, completeness and correctness. Use of data and information contained in this report is at your own risk. This document is not, and should not be construed as, an offer to sell or solicitation to buy any commodities. This document may not be reproduced, distributed or published, in whole or in part, by any recipient hereof for any purpose without prior permission from the Company. IASL and its affiliates and/or their officers, directors and employees may have positions in any commodities mentioned in this document (or in any related investment) and may from time to time add to or dispose of any such commodities (or investment). Please see the detailed disclaimer at <http://www.agriwatch.com/Disclaimer.asp> © 2022 Indian Agribusiness Systems Limited