




Today's Update

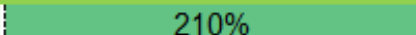












On Tuesday, Guar seed continued to trade lower and went marginally up by 0.4% to Rs. 5,093/qtl. In Rajasthan, arrivals recorded at 650 qtl vs 900 qtl previous day. In Haryana, arrivals stood at 1000 qtl Vs 400 qtl the previous day. Guar seed and Guar gum prices are expected to trade range bound with weak bias. Jodhpur Guar seed delivery prices are expected to trade around Rs. 5000-5300/Qtl in near term amid higher acreage and above average rainfall in western Rajasthan.

WTI Crude oil 19th July'22	% Change
19th July'22	1.25% 
1 Week	3.16% 
Month till date	-5.15% 

Weather and sowing Updates

As of 15th July'22, According to Department of Agriculture, Rajasthan, Guar sowing is up by 231% at 14.65 Lakh hectare sowing has been completed as compared to 4.43 lakh hectare previous year same period. This season sowing area is high due to early rains.

In western Rajasthan, from 1st June to 19th July'2022 Cumulative rainfall is at 80%. Higher acreage amid good rainfall kept Guar seed and gum prices under pressure. The prices have corrected by more than 20% since April due to forecast of normal rains and improved area under Guar seed.

Western Rajasthan Districts	Cumulative Rainfall Departure (%) 1st June to 19th July'22 In Western Rajasthan Districts
Ganganagar	210% 
Bikaner	184% 
Jaisalmer	141% 
Churu	99% 
Nagaur	76% 
Barmer 	39% 
Jodhpur	31% 
Hanumangarh	20% 
Jalor	6% 
Pali	-3% 
West Rajasthan	80% 
Rajasthan	52% 

As on 15th July'2022, as per data released by Baker Hughes, the number of oilrigs in USA increased by 2 to 599 as compared to previous week at 597.

Previous updates
Guar Gum Exports:

India's Guar gum exports increased in the month of May'2022 by 36.42% to 27,748 MT compared to 18,971 MT during previous month. However, the gum shipments were up by 46.27 % in May'2022 compared to the same period last year. Out of the total exported quantity, around 8541 MT (30.78%) bought by US, Russia bought 4,686 MT (16.89%), China 3,618 MT (13.04%), Germany 3,408 MT (12.28%). Export demand was driven by bullish crude oil prices. We expect Guar export in June'22 at 25,000-28,000 tonnes.

Guar Split Exports

India's Guar split exports increased in the month of May'2022 by 731% to 5,347 MT as compared to 643 MT previous month. However, the Guar split shipments down by 50.66% in May'22 compared to the same period last year at 10,838 MT. Out of the total exports, around 3,800 MT (71.07%) bought by China, US 860 MT (16.08%), We expect Guar split export in June at 4,000-5,000 tonnes.

Total Guar exports in May'22 recorded up by 6% to 33,095 MT as compared to 31,178 MT previous year same period amid bullish crude oil prices and increase in oil rig count. However, cumulative exports till May'22 still up by 12% to 200284 MT as compared to previous year same period at 179386.

NCDEX-FUTURES MARKET – Guar Seed									
Contract	% chg	Open	High	Low	Close	Volume	Change	OI	Change
Aug-22	-0.04	5063	5070	5005	5045	17125	▼-51965	53215	▼-590
Sept-22	-0.33	5118	5121	5062	5092	1950	▼-5980	4720	▲920

NCDEX-FUTURES MARKET- Guar Gum									
Contract	% chg	Open	High	Low	Close	Volume	Change	OI	Change
Aug-22	-0.48	9351	9384	9208	9299	7050	▼-20570	41885	▲115
Sept-22	-0.61	9496	9496	9312	9408	1185	▼-835	2305	▲850

**Guar seed Stock Position:**

Stocks	Demat	In-Process	Total
	18-Jul-22	18-Jul-22	18-Jul-22
Bikaner	26836	0	26836
Deesa	89	0	89
Sri Ganganagar	916	0	916
Jodhpur	577	0	577
Nokha	0	0	0

Guar Gum Stock Position:

Stocks	Demat	In-Process	Total
	18-Jul-22	18-Jul-22	18-Jul-22
Deesa	20	0	20
Bikaner	5057	0	5057
Jodhpur	13105	60	13165
Nokha	2092	0	2092
Sri Ganganagar	155	0	155

Churi and Korma Prices:**19-July-22**

Commodity	Centre	Rs./75 kg.
Churi	Jodhpur	2150
Korma	Jodhpur	3225

**Guar seed EDD:**

	10-Aug-22	10-Sept-22	10-Oct-22	10-Nov-22	10-Dec-22
Bikaner	2247	2143	2003	6460	3562
Deesa	79	-	-	-	10
Sri Ganganagar	91	20	110	340	266
Jodhpur	-	-	79	428	30
Nokha	-	-	-	-	-

Guar Gum EDD:

	10-Aug-22	10-Sept-22	10-Oct-22	10-Nov-22	10-Dec-22
Deesa	20	-	-	-	-
Bikaner	-	866	1055	656	-
Jodhpur	2265	1144	2910	2781	471
Nokha	125	264	400	270	195
Sri Ganganagar	10	-	-	10	-

Guar Seed Prices at Key Spot Markets:

Commodity	District	Centre	Prices (Rs/Qtl)		Change
			19-Jul-22	18-Jul-22	
Guar Seed					
Rajasthan	Jodhpur	Jodhpur (Loose)	4850	4830	20
		Jodhpur(Delivery)	5093	5072	21
	Sri-Ganganagar	Sri-Ganganagar(Loose)	4800	4800	Unch
		Sri-Ganganagar (Delivery)	4950	4950	Unch
		Rawla (Loose)	NA	NA	-
		Gharsana (Loose)	NA	NA	-
		Raisinghnagar (Loose)	NA	NA	-
	Bikaner	Bikaner (Loose)	4750	4700	50
		Bikaner (Delivery)	4988	4935	53
		Nokha(Loose)	4825	4750	75
		Nokha (Delivery)	5066	4988	79
		Khajuwala (Loose)	4600	4500	100
		Khajuwala (Delivery)	4830	4725	105
		Lunkaransar (Loose)	4750	4750	Unch
	Hanumangarh	Hanumangarh (Loose)	4450	4450	Unch
		Hanumangarh (Delivery)	4673	4673	Unch
		Nohar (Loose)	NA	4990	-
		Pilibanga (Loose)	NA	NA	-
	Nagaur	Nagaur (Loose)	NA	NA	-
	Churu	Churu (Delivery)	5000	5000	Unch
	Alwar	Alwar (Loose)	4500	4500	Unch
Haryana	Hisar	Adampur (Loose)	4850	4800	50
		Adampur (Delivery)	5093	5040	53
	Bhiwani	Bhiwani (Delivery)	4950	4900	50
		Siwani (Loose)	5025	5000	25
	Sirsa	Sirsa (Loose)	4900	4850	50
		Dhabwali (Loose)	NA	NA	-
		Dhabwali (Delivery)	NA	NA	-
		Ellanabad (Loose)	NA	NA	-
	Fatehabad	Fatehabad (Loose)	NA	NA	-
Gujarat	Banaskantha	Deesa (Loose)	NA	NA	-
	Patan	Patan (Loose)	NA	4505	-
	Rajkot	Rajkot (Loose)	4900	4885	15
	Jamnagar	Dhrol (Loose)	NA	4855	-
Madhya Pradesh	Gwalior	Dabra (Loose)	NA	NA	-



Guar Gum					
Rajasthan	Jodhpur	Jodhpur	9500	9500	Unch
	Alwar	Alwar	9500	9500	Unch
	Hanumangarh	Nohar	NA	NA	-
Haryana	Bhiwani	Bhiwani	9500	9500	Unch
	Sirsa	Sirsa	9500	9500	Unch
		Dhabwali	NA	NA	-
		Ellanabad	NA	NA	-
	Fatehabad	Fatehabad	NA	NA	-

Guar Seed Arrivals in Key Centers					
Commodity	District	Centre	Arrivals (Quintals)		Change
Guar Seed			19-Jul-22	18-Jul-22	
Rajasthan	Jodhpur	Jodhpur	NA	NA	-
	Sri-Ganganagar	Sri-Ganganagar	200	NA	-
		Rawla	NA	NA	-
		Gharsana	NA	NA	-
		Raisinghnagar	NA	NA	-
	Bikaner	Bikaner	100	150	-50
		Nokha	50	50	Unch
		Khajuwala	100	100	Unch
		Lunkaransar	200	600	-400
	Hanumangarh	Hanumangarh	NA	NA	-
		Nohar	NA	43	-
		Pilibanga	NA	NA	-
	Nagaur	Nagaur	NA	NA	-
	Churu	Churu	NA	NA	-
	Alwar	Alwar	NA	NA	-
Haryana	Hisar	Adampur	500	400	100
	Bhiwani	Bhiwani	NA	NA	-
		Siwani	500	300	200
	Sirsa	Sirsa	NA	NA	-
		Dhabwali	NA	NA	-
		Ellanabad	NA	NA	-
	Fatehabad	Fatehabad	NA	NA	-
Gujarat	Banaskantha	Deesa	NA	NA	-
	Patan	Patan	NA	1	-
	Rajkot	Rajkot	70	110	-40
	Jamnagar	Dhrol	NA	6	-



Madhya Pradesh	Gwalior	Dabra	NA	NA	-
Total Arrivals/Above Markets			1720	1760	-40

Disclaimer

The information and opinions contained in the document have been compiled from sources believed to be reliable. The company does not warrant its accuracy, completeness and correctness. Use of data and information contained in this report is at your own risk. This document is not, and should not be construed as, an offer to sell or solicitation to buy any commodities. This document may not be reproduced, distributed or published, in whole or in part, by any recipient hereof for any purpose without prior permission from the Company. IASL and its affiliates and/or their officers, directors and employees may have positions in any commodities mentioned in this document (or in any related investment) and may from time to time add to or dispose of any such commodities (or investment). Please see the detailed disclaimer at <http://www.agriwatch.com/Disclaimer.asp> © 2022 Indian Agribusiness Systems Limited