

Today's Update

On Tuesday, Guar seed extended previous day gains and went up by 1.2% to Rs. 5,156/qtl. In Rajasthan, arrivals recorded at 760 qtl vs 650 qtl previous day. In Haryana, arrivals stood at 1000 qtl. Jodhpur Guar seed delivery prices are expected to trade range bound with weak bias at Rs. 5000-5300/Qtl in near term amid higher acreage and above average rainfall in western Rajasthan.

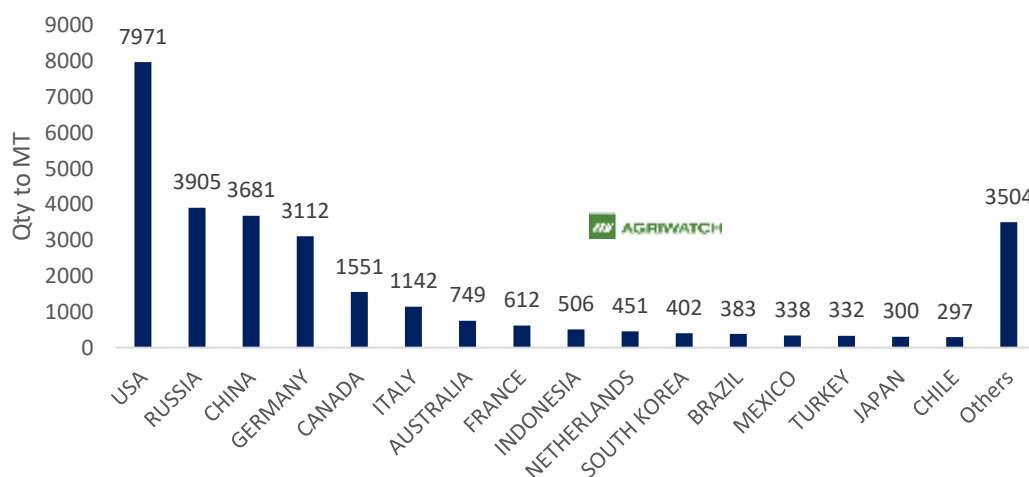
WTI Crude oil 20th July'22	% Change
20th July'22	-1.20%
1 Week	2.10%
Month till date	-6.27%

Previous updates

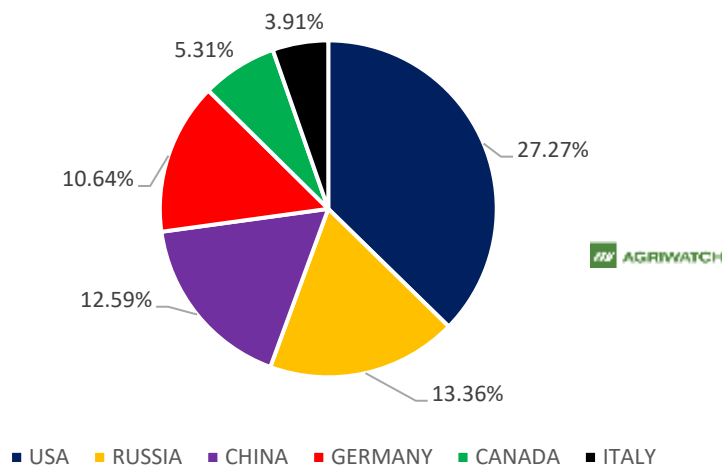
Guar Gum Exports:

India's Guar gum exports increased in the month of June'2022 by 5.36% to 29,236 MT compared to 27,748 MT during previous month. However, the gum shipments were up by 56.28% in June'2022 compared to the same period last year. Out of the total exported quantity, around 7971 MT (27.27%) bought by US, Russia bought 3,905 MT (13.36%), China 3,681 MT (12.59%), Germany 3,112 MT (10.64%). Export demand was driven by bullish crude oil prices. We expect Guar export in July'22 at 25,000-28,000 tonnes.

Guar Gum export June'22

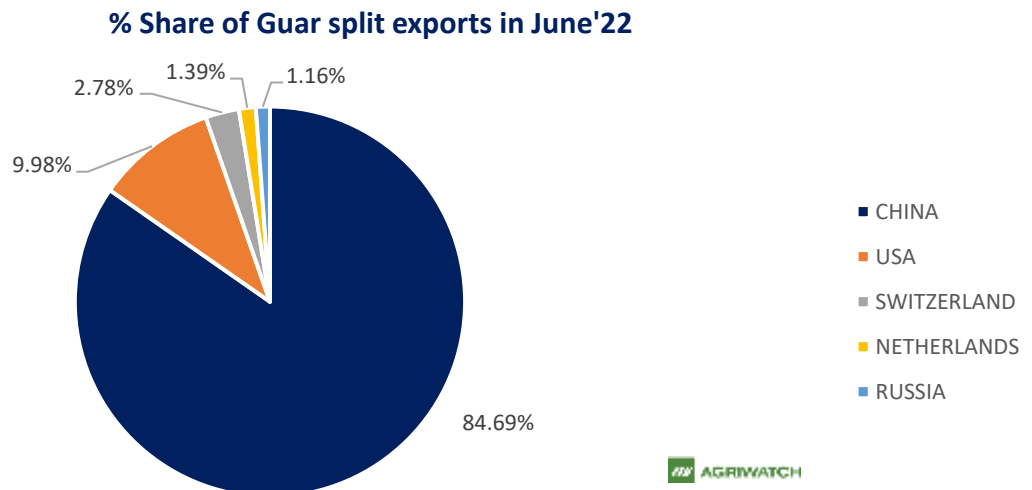
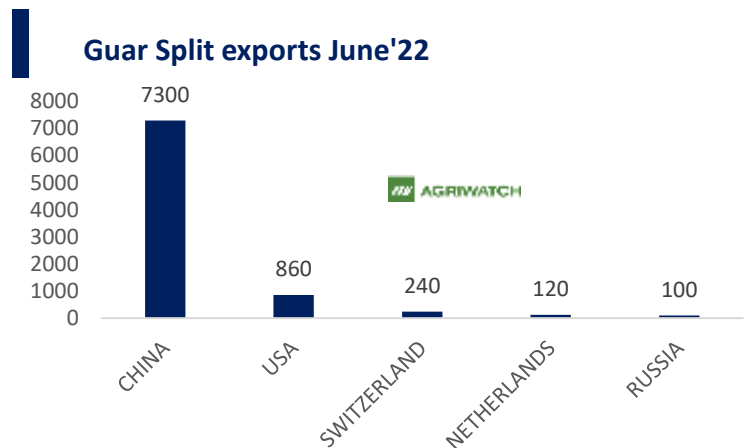


% Share of Guar gum export June'2022



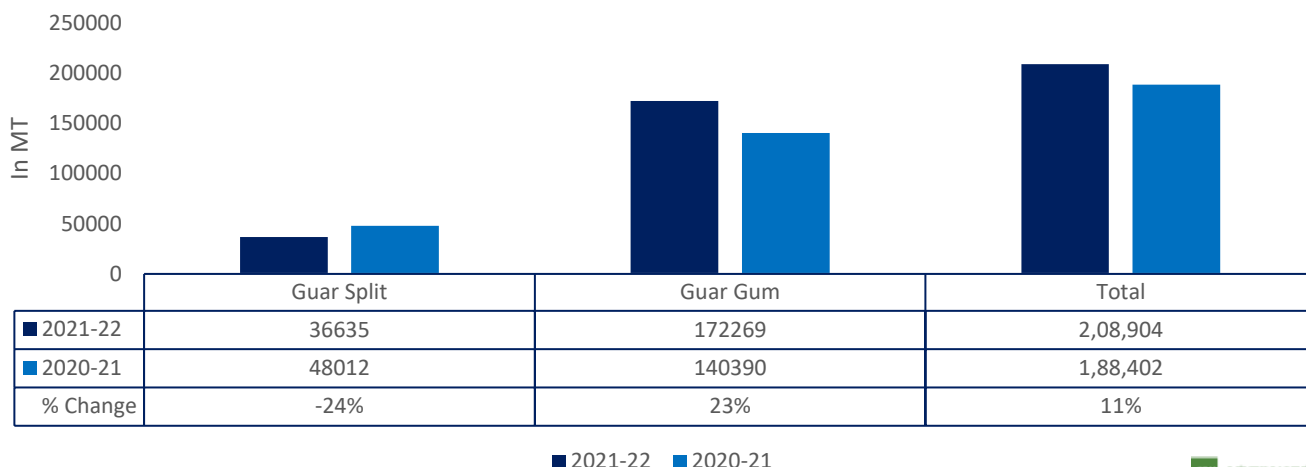
Guar Split Exports

India's Guar split exports increased in the month of June'2022 by 61% to 8,620 MT as compared to 5,347 MT previous month. However, the Guar split shipments down by 4.39% in June'22 compared to the same period last year. Out of the total exports, around 7,300 MT (84.69%) bought by China, US 860 MT (9.98%).



Total Cumulative Guar exports Oct-June'22 recorded up by 11% to 2.08 Lakh tonnes as compared to 1.88 Lakh tonnes previous year same period amid bullish crude oil prices and increase in oil rig count.

Cumulative guar exports Oct-June'2022



Weather and sowing Updates

As of 15th July'22, According to Department of Agriculture, Rajasthan, Guar sowing is up by 231% at 14.65 Lakh hectare sowing has been completed as compared to 4.43 lakh hectare previous year same period. This season sowing area is high due to early rains.

In western Rajasthan, from 1st June to 19th July'2022 Cumulative rainfall is at 80%. Higher acreage amid good rainfall kept Guar seed and gum prices under pressure. The prices have corrected by more than 20% since April due to forecast of normal rains and improved area under Guar seed.

Western Rajasthan Districts	Cumulative Rainfall Departure (%) 1st June to 19th July'22 In Western Rajasthan Districts
Ganganagar	210%
Bikaner	184%
Jaisalmer	141%
Churu	99%
Nagaur	76%
Barmer	39%
Jodhpur	31%
Hanumangarh	20%
Jalor	6%
Pali	-3%
West Rajasthan	80%
Rajasthan	52%

As on 15th July'2022, as per data released by Baker Hughes, the number of oilrigs in USA increased by 2 to 599 as compared to previous week at 597.

**NCDEX-FUTURES MARKET – Guar Seed**

Contract	% chg	Open	High	Low	Close	Volume	Change	OI	Change
Aug-22	+1.51	5050	5185	5005	5121	27555	▲ 10430	49860	▼ -3355
Sept-22	+1.59	5118	5250	5067	5173	4405	▲ 2455	7335	▲ 2615

NCDEX-FUTURES MARKET- Guar Gum

Contract	% chg	Open	High	Low	Close	Volume	Change	OI	Change
Aug-22	+0.83	9320	9440	9180	9376	10350	▲ 3300	41520	▼ -365
Sept-22	+0.78	9440	9556	9287	9481	1555	▲ 370	3270	▲ 965



Guar seed Stock Position:			
Stocks	Demat	In-Process	Total
	19-Jul-22	19-Jul-22	19-Jul-22
Bikaner	26836	0	26836
Deesa	89	0	89
Sri Ganganagar	916	0	916
Jodhpur	577	0	577
Nokha	0	0	0

Guar Gum Stock Position:			
Stocks	Demat	In-Process	Total
	19-Jul-22	19-Jul-22	19-Jul-22
Deesa	20	0	20
Bikaner	5027	0	5027
Jodhpur	12742	60	12802
Nokha	2092	0	2092
Sri Ganganagar	155	0	155

Churi and Korma Prices:		20-July-22
Commodity	Centre	Rs./75 kg.
Churi	Jodhpur	2050
Korma	Jodhpur	3188

**Guar seed EDD:**

	10-Aug-22	10-Sept-22	10-Oct-22	10-Nov-22	10-Dec-22
Bikaner	2247	2143	2003	6460	3562
Deesa	79	-	-	-	10
Sri Ganganagar	91	20	110	340	266
Jodhpur	-	-	79	428	30
Nokha	-	-	-	-	-

Guar Gum EDD:

	10-Aug-22	10-Sept-22	10-Oct-22	10-Nov-22	10-Dec-22
Deesa	20	-	-	-	-
Bikaner	-	866	1055	656	-
Jodhpur	2265	1144	2910	2781	471
Nokha	125	264	400	270	195
Sri Ganganagar	10	-	-	10	-



Guar Seed Prices at Key Spot Markets:

Commodity	District	Centre	Prices (Rs/Qtl)		Change
			20-Jul-22	19-Jul-22	
Guar Seed					
Rajasthan	Jodhpur	Jodhpur (Loose)	4910	4850	60
		Jodhpur(Delivery)	5156	5093	63
	Sri-Ganganagar	Sri-Ganganagar(Loose)	4750	4800	-50
		Sri-Ganganagar (Delivery)	4900	4950	-50
		Rawla (Loose)	NA	NA	-
		Gharsana (Loose)	NA	4710	-
		Raisinghnagar (Loose)	4650	NA	-
	Bikaner	Bikaner (Loose)	4800	4750	50
		Bikaner (Delivery)	5040	4988	53
		Nokha(Loose)	4825	4825	Unch
		Nokha (Delivery)	5066	5066	Unch
		Khajuwala (Loose)	4600	4600	Unch
		Khajuwala (Delivery)	4830	4830	Unch
		Lunkaransar (Loose)	4850	4850	Unch
	Hanumangarh	Hanumangarh (Loose)	4525	4450	75
		Hanumangarh (Delivery)	4751	4673	79
		Nohar (Loose)	NA	4774	-
		Pilibanga (Loose)	NA	4311	-
	Nagaur	Nagaur (Loose)	NA	NA	-
	Churu	Churu (Delivery)	5200	5000	200
	Alwar	Alwar (Loose)	4800	4500	300
Haryana	Hisar	Adampur (Loose)	4900	4850	50
		Adampur (Delivery)	5145	5093	53
	Bhiwani	Bhiwani (Delivery)	5000	4950	50
		Siwani (Loose)	5075	5025	50
	Sirsa	Sirsa (Loose)	4800	4900	-100
		Dhabwali (Loose)	NA	4680	-
		Dhabwali (Delivery)	NA	4914	-
		Ellanabad (Loose)	NA	NA	-
	Fatehabad	Fatehabad (Loose)	4900	NA	-
Gujarat	Banaskantha	Deesa (Loose)	NA	NA	-
	Patan	Patan (Loose)	NA	NA	-
	Rajkot	Rajkot (Loose)	4885	4900	-15
	Jamnagar	Dhrol (Loose)	NA	NA	-
Madhya Pradesh	Gwalior	Dabra (Loose)	NA	NA	-



Guar Gum					
Rajasthan	Jodhpur	Jodhpur	9500	9500	Unch
	Alwar	Alwar	9400	9500	-100
	Hanumangarh	Nohar	NA	NA	-
Haryana	Bhiwani	Bhiwani	9600	9500	100
	Sirsa	Sirsa	10000	9500	500
		Dhabwali	NA	-	-
		Ellanabad	NA	NA	-
	Fatehabad	Fatehabad	9380	NA	-

Guar Seed Arrivals in Key Centers					
Commodity	District	Centre	Arrivals (Quintals)		Change
Guar Seed			20-Jul-22	19-Jul-22	
Rajasthan	Jodhpur	Jodhpur	NA	NA	-
	Sri-Ganganagar	Sri-Ganganagar	100	200	-100
		Rawla	NA	NA	-
		Gharsana	NA	4	-
		Raisinghnagar	20	NA	-
	Bikaner	Bikaner	200	100	100
		Nokha	60	50	10
		Khajuwala	40	100	-60
		Lunkaransar	300	200	100
	Hanumangarh	Hanumangarh	40	NA	-
		Nohar	NA	232	-
		Pilibanga	NA	15	-
	Nagaur	Nagaur	NA	NA	-
	Churu	Churu	NA	NA	-
	Alwar	Alwar	NA	NA	-
Haryana	Hisar	Adampur	500	500	Unch
	Bhiwani	Bhiwani	NA	NA	-
		Siwani	400	500	-100
	Sirsa	Sirsa	100	NA	-
		Dhabwali	NA	110	-
		Ellanabad	NA	NA	-
	Fatehabad	Fatehabad	NA	NA	-
Gujarat	Banaskantha	Deesa	NA	NA	-
	Patan	Patan	NA	NA	-
	Rajkot	Rajkot	50	70	-20
	Jamnagar	Dhrol	NA	NA	-



Madhya Pradesh	Gwalior	Dabra	NA	NA	-
Total Arrivals/Above Markets			1810	2081	-271



Guar Gum					
Rajasthan	Jodhpur	Jodhpur	9500	9500	Unch
	Alwar	Alwar	9500	9500	Unch
	Hanumangarh	Nohar	NA	NA	-
Haryana	Bhiwani	Bhiwani	9500	9500	Unch
	Sirsa	Sirsa	9500	9500	Unch
		Dhabwali	NA	NA	-
		Ellanabad	NA	NA	-
	Fatehabad	Fatehabad	NA	NA	-

Guar Seed Arrivals in Key Centers					
Commodity	District	Centre	Arrivals (Quintals)		Change
Guar Seed			19-Jul-22	18-Jul-22	
Rajasthan	Jodhpur	Jodhpur	NA	NA	-
	Sri-Ganganagar	Sri-Ganganagar	200	NA	-
		Rawla	NA	NA	-
		Gharsana	NA	NA	-
		Raisinghnagar	NA	NA	-
	Bikaner	Bikaner	100	150	-50
		Nokha	50	50	Unch
		Khajuwala	100	100	Unch
		Lunkaransar	200	600	-400
	Hanumangarh	Hanumangarh	NA	NA	-
		Nohar	NA	43	-
		Pilibanga	NA	NA	-
	Nagaur	Nagaur	NA	NA	-
	Churu	Churu	NA	NA	-
	Alwar	Alwar	NA	NA	-
Haryana	Hisar	Adampur	500	400	100
	Bhiwani	Bhiwani	NA	NA	-
		Siwani	500	300	200
	Sirsa	Sirsa	NA	NA	-
		Dhabwali	NA	NA	-
		Ellanabad	NA	NA	-
	Fatehabad	Fatehabad	NA	NA	-
Gujarat	Banaskantha	Deesa	NA	NA	-
	Patan	Patan	NA	1	-
	Rajkot	Rajkot	70	110	-40
	Jamnagar	Dhrol	NA	6	-



Madhya Pradesh	Gwalior	Dabra	NA	NA	-
Total Arrivals/Above Markets			1720	1760	-40

Disclaimer

The information and opinions contained in the document have been compiled from sources believed to be reliable. The company does not warrant its accuracy, completeness and correctness. Use of data and information contained in this report is at your own risk. This document is not, and should not be construed as, an offer to sell or solicitation to buy any commodities. This document may not be reproduced, distributed or published, in whole or in part, by any recipient hereof for any purpose without prior permission from the Company. IASL and its affiliates and/or their officers, directors and employees may have positions in any commodities mentioned in this document (or in any related investment) and may from time to time add to or dispose of any such commodities (or investment). Please see the detailed disclaimer at <http://www.agriwatch.com/Disclaimer.asp> © 2022 Indian Agribusiness Systems Limited