

Today's Update

On Tuesday, Guar seed prices remained sideways and went marginally down by 0.1% to Rs. 5,166/qtl. In Rajasthan, arrivals recorded at 750 qtl vs 850 qtl previous day. In Haryana, arrivals recorded at 500 Qtl Vs 300 qtl previous day. Jodhpur Guar seed delivery prices are expected to trade range bound with weak bias at Rs. 5000-5300/Qtl in near term amid higher acreage and above average rainfall in western Rajasthan.

Weather and sowing Updates

As of 19th July'22, According to Department of Agriculture, Rajasthan, Guar sowing is up by 197% at 18.15 Lakh hectare sowing has been completed as compared to 6.12 lakh hectare previous year same period. This season sowing area is high due to early rains.

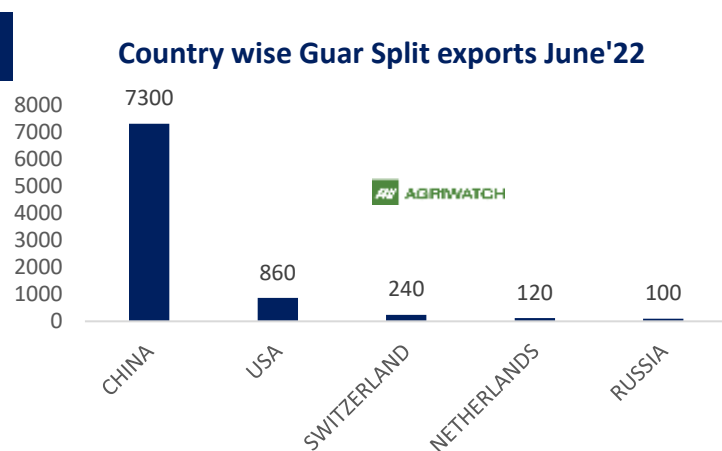
In western Rajasthan, from 1st June to 19th July'2022 Cumulative rainfall is at 80%. Higher acreage amid good rainfall kept Guar seed and gum prices under pressure. The prices have corrected by more than 20% since April due to forecast of normal rains and improved area under Guar seed.

Western Rajasthan Districts	Cumulative Rainfall Departure (%) 1st June to 21st July'22 In Western Rajasthan Districts
Ganganagar	188%
Bikaner	163%
Jaisalmer	135%
Churu	105%
Nagaur	70%
Barmer	39%
Jodhpur	30%
Hanumangarh	20%
Jalor	10%
Pali	-4%
West Rajasthan	76%
Rajasthan	52%

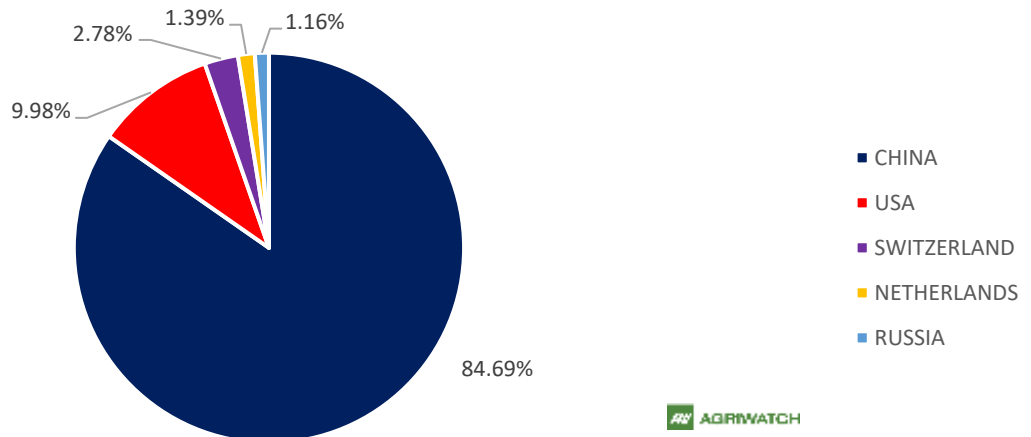
Previous updates

Guar Split Exports

India's Guar split exports increased in the month of June'2022 by 61% to 8,620 MT as compared to 5,347 MT previous month. However, the Guar split shipments down by 4.39% in June'22 compared to the same period last year. Out of the total exports, around 7,300 MT (84.69%) bought by China, US 860 MT (9.98%).

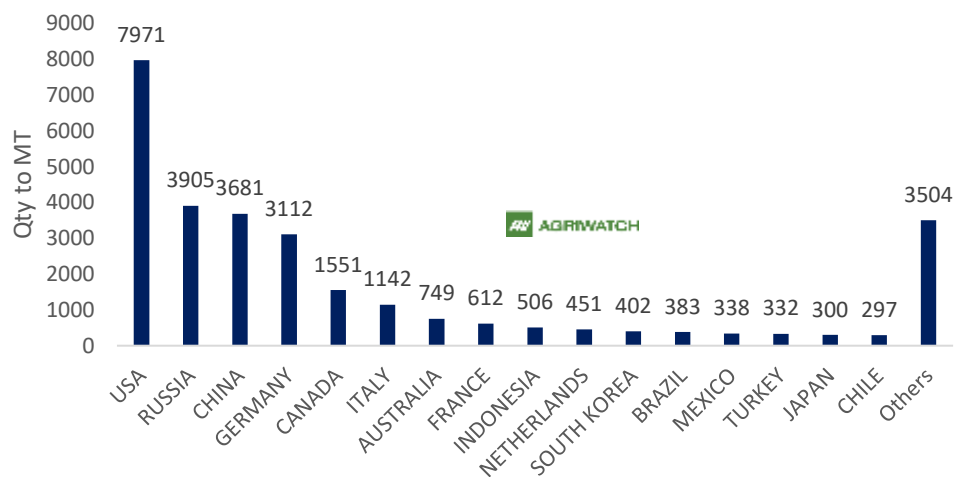


Country wise % Share of Guar split exports in June'22

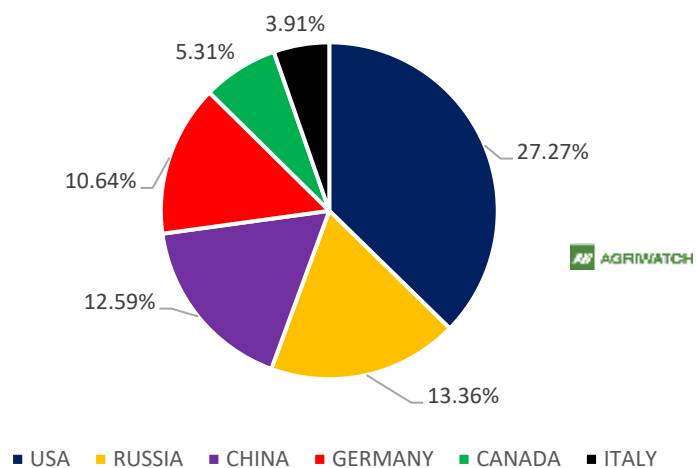


Guar Gum Exports: India's Guar gum exports increased in the month of June'2022 by 5.36% to 29,236 MT compared to 27,748 MT during previous month. However, the gum shipments were up by 56.28% in June'2022 compared to the same period last year. Out of the total exported quantity, around 7971 MT (27.27%) bought by US, Russia bought 3,905 MT (13.36%), China 3,681 MT (12.59%), Germany 3,112 MT (10.64%). Export demand was driven by bullish crude oil prices. We expect Guar export in July'22 at 25,000-28,000 tonnes.

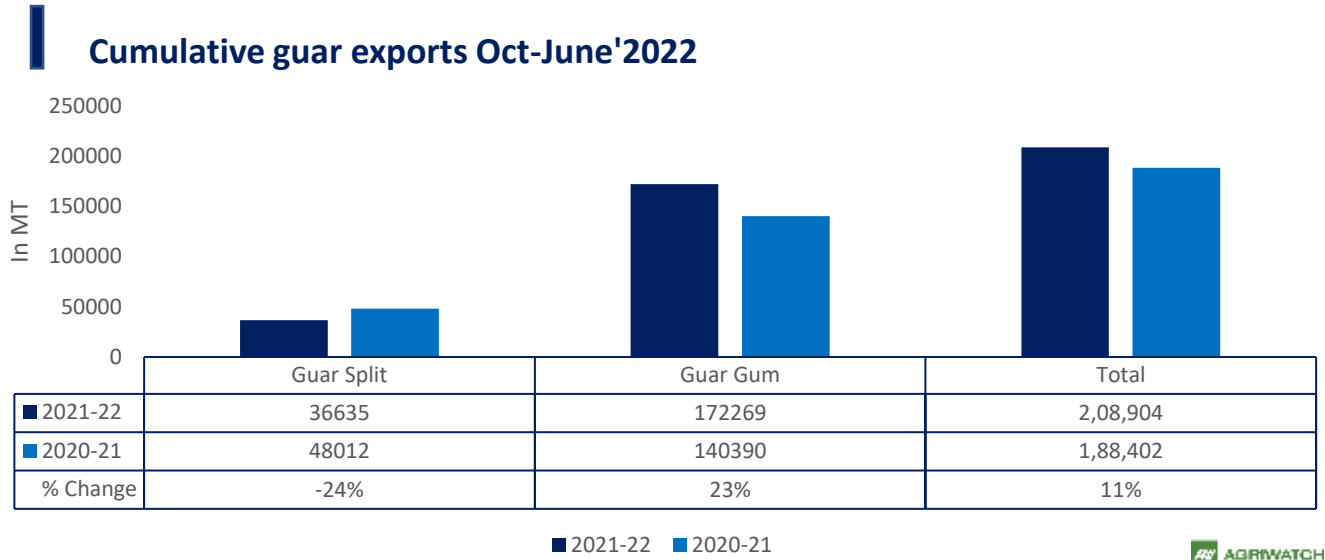
Country wise Guar Gum export June'22



Country wise % Share of Guar gum export June'2022



Total Cumulative Guar exports Oct-June'22 recorded up by 11% to 2.08 Lakh tonnes as compared to 1.88 Lakh tonnes previous year same period amid bullish crude oil prices and increase in oil rig count.



As on 15th July'2022, as per data released by Baker Hughes, the number of oilrigs in USA increased by 2 to 599 as compared to previous week at 597.

NCDEX-FUTURES MARKET – Guar Seed									
Contract	% chg	Open	High	Low	Close	Volume	Change	OI	Change
Aug-22	-1.14	5179	5179	5090	5123	15745	▼-13005	45910	▼-695
Sept-22	-1.17	5201	5225	5140	5170	2650	▼-2780	9180	▲1060

NCDEX-FUTURES MARKET- Guar Gum									
Contract	% chg	Open	High	Low	Close	Volume	Change	OI	Change
Aug-22	-1.45	9500	9500	9260	9342	9395	▼-945	37435	▼-1610
Sept-22	-1.48	9540	9560	9326	9453	3430	▲1315	6815	▲2045

Guar seed Stock Position:			
Stocks	Demat	In-Process	Total
	21-Jul-22	21-Jul-22	21-Jul-22
Bikaner	25714	-	25834
Deesa	89	-	89
Sri Ganganagar	916	-	916
Jodhpur	537	-	537
Nokha	-	-	-

Guar Gum Stock Position:			
Stocks	Demat	In-Process	Total
	21-Jul-22	21-Jul-22	21-Jul-22
Deesa	20	0	20
Bikaner	5057	30	5087
Jodhpur	11768	20	11788
Nokha	2092	0	2092
Sri Ganganagar	145	0	145

Churi and Korma Prices:		21-July-22
Commodity	Centre	Rs./75 kg.
Churi	Jodhpur	2100
Korma	Jodhpur	3225

Guar seed EDD:					
	10-Aug-22	10-Sept-22	10-Oct-22	10-Nov-22	10-Dec-22
Bikaner	2247	2143	2003	6460	3562
Deesa	79	-	-	-	10
Sri Ganganagar	91	20	110	340	266
Jodhpur	-	-	79	428	30
Nokha	-	-	-	-	-

Guar Gum EDD:					
	10-Aug-22	10-Sept-22	10-Oct-22	10-Nov-22	10-Dec-22
Deesa	20	-	-	-	-
Bikaner	-	866	1055	656	-
Jodhpur	2265	1144	2910	2781	471
Nokha	125	264	400	270	195
Sri Ganganagar	10	-	-	10	-

Guar Seed Prices at Key Spot Markets:

Commodity	District	Centre	Prices (Rs/Qtl)		Change
			21-Jul-22	20-Jul-22	
Guar Seed	Jodhpur	Jodhpur (Loose)	4925	4910	15
		Jodhpur(Delivery)	5171	5156	16
	Sri-Ganganagar	Sri-Ganganagar(Loose)	4800	4750	50
		Sri-Ganganagar (Delivery)	4950	4900	50
		Rawla (Loose)	NA	NA	-
		Gharsana (Loose)	NA	NA	-
		Raisinghnagar (Loose)	NA	4650	-
	Bikaner	Bikaner (Loose)	4850	4800	50
		Bikaner (Delivery)	5093	5040	53
		Nokha(Loose)	4850	4825	25
		Nokha (Delivery)	5093	5066	26
		Khajuwala (Loose)	4900	4600	300
		Khajuwala (Delivery)	5145	4830	315
		Lunkaransar (Loose)	4950	4850	100
	Hanumangarh	Hanumangarh (Loose)	4550	4525	25
		Hanumangarh (Delivery)	4778	4751	26
		Nohar (Loose)	NA	NA	-
		Pilibanga (Loose)	NA	NA	-
	Nagaur	Nagaur (Loose)	NA	NA	-
	Churu	Churu (Delivery)	5200	5200	Unch
Alwar	Alwar (Loose)	4900	4800	100	
Haryana	Hisar	Adampur (Loose)	4900	4900	Unch
		Adampur (Delivery)	5145	5145	Unch
	Bhiwani	Bhiwani (Delivery)	5000	5000	Unch
		Siwani (Loose)	5100	5075	25
	Sirsa	Sirsa (Loose)	4800	4800	Unch
		Dhabwali (Loose)	NA	NA	-
		Dhabwali (Delivery)	NA	NA	-
		Ellanabad (Loose)	NA	NA	-
Fatehabad	Fatehabad (Loose)	NA	4900	-	
Gujarat	Banaskantha	Deesa (Loose)	NA	NA	-
	Patan	Patan (Loose)	4800	NA	-
	Rajkot	Rajkot (Loose)	4955	4885	70
	Jamnagar	Dhrol (Loose)	4800	NA	-
Madhya Pradesh	Gwalior	Dabra (Loose)	NA	NA	-

Guar Gum					
Rajasthan	Jodhpur	Jodhpur	9500	9500	Unch
	Alwar	Alwar	9500	9400	100
	Hanumangarh	Nohar	NA	NA	-
Haryana	Bhiwani	Bhiwani	9500	9600	-100
	Sirsa	Sirsa	9500	10000	-500
		Dhabwali	NA	NA	-
		Ellanabad	NA	NA	-
	Fatehabad	Fatehabad	NA	9380	-

Guar Seed Arrivals in Key Centers						
Commodity	District	Centre	Arrivals (Quintals)		Change	
			21-Jul-22	20-Jul-22		
Guar Seed	Rajasthan	Jodhpur	Jodhpur	NA	NA	-
		Sri-Ganganagar	Sri-Ganganagar	100	100	Unch
			Rawla	NA	NA	-
			Gharsana	NA	NA	-
			Raisinghnagar	NA	20	-
		Bikaner	Bikaner	150	200	-50
			Nokha	50	60	-10
			Khajuwala	200	40	160
			Lunkaransar	200	300	-100
		Hanumangarh	Hanumangarh	150	40	110
			Nohar	NA	NA	-
			Pilibanga	NA	NA	-
		Nagaur	Nagaur	NA	NA	-
		Churu	Churu	NA	NA	-
		Alwar	Alwar	NA	NA	-
Haryana	Hisar	Adampur	NA	500	-	
	Bhiwani	Bhiwani	NA	NA	-	
		Siwani	300	400	-100	
	Sirsa	Sirsa	NA	100	-	
		Dhabwali	NA	NA	-	
		Ellanabad	NA	NA	-	
Fatehabad	Fatehabad	NA	NA	-		
Gujarat	Banaskantha	Deesa	NA	NA	-	
	Patan	Patan	1	NA	-	
	Rajkot	Rajkot	168	50	118	
	Jamnagar	Dhrol	9	NA	-	

Madhya Pradesh	Gwalior	Dabra	NA	NA	-
Total Arrivals/Above Markets			1328	1810	-482

Disclaimer

The information and opinions contained in the document have been compiled from sources believed to be reliable. The company does not warrant its accuracy, completeness and correctness. Use of data and information contained in this report is at your own risk. This document is not, and should not be construed as, an offer to sell or solicitation to buy any commodities. This document may not be reproduced, distributed or published, in whole or in part, by any recipient hereof for any purpose without prior permission from the Company. IASL and its affiliates and/or their officers, directors and employees may have positions in any commodities mentioned in this document (or in any related investment) and may from time to time add to or dispose of any such commodities (or investment). Please see the detailed disclaimer at <http://www.agriwatch.com/Disclaimer.asp> © 2022 Indian Agribusiness Systems Limited