

### Today's Update

Today, Guar seed prices went marginally down by 0.4% to Rs. 5,145/qtl. In other cash market Guar traded with mixed sentiments. In Rajasthan, arrivals recorded at 510 qtl vs 511 qtl previous day. In Haryana, arrivals recorded at 800 Qtl Vs 400 qtl previous day. Jodhpur Guar seed delivery prices are expected to trade range bound with weak bias at Rs. 5000-5300/Qtl in near term amid higher acreage and above average rainfall in western Rajasthan.

As on 22nd July'2022, as per data released by Baker Hughes, the number of oilrigs in USA remain unchanged at 599 as compared to previous week.

### Weather and sowing Updates

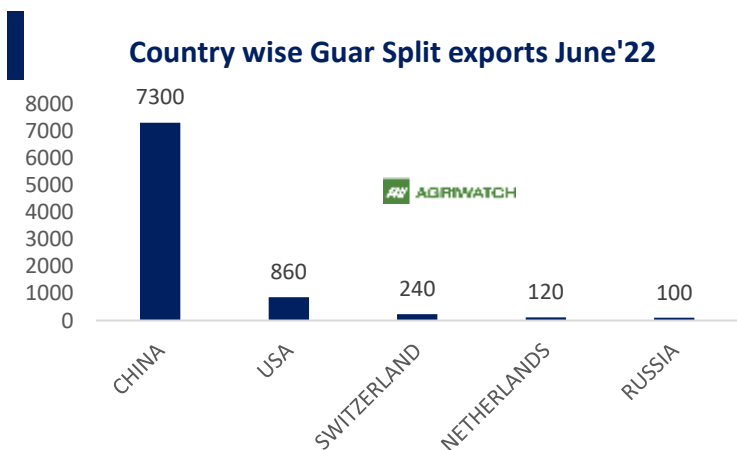
As of 25th July'22, According to Department of Agriculture, Rajasthan, Guar sowing is up by 132% at 23.06 Lakh hectare sowing has been completed as compared to 9.95 lakh hectare previous year same period. This season sowing area is high due to early rains.

In western Rajasthan, from 1<sup>st</sup> June to 25<sup>th</sup> July'2022 Cumulative rainfall is at 71%. Higher acreage amid good rainfall kept Guar seed and gum prices under pressure. The prices have corrected by more than 20% since April due to forecast of normal rains and improved area under Guar seed.

Western Rajasthan Districts	Cumulative Rainfall Departure (%) 1st June to 25th July'22 In Western Rajasthan Districts
Ganganagar	160%
Bikaner	134%
Jaisalmer	131%
Churu	99%
Nagaur	70%
Barmer	45%
Jodhpur	30%
Hanumangarh	10%
Jalor	7%
Pali	6%
West Rajasthan	71%
Rajasthan	49%

### Guar Split Exports

India's Guar split exports increased in the month of June'2022 by 61% to 8,620 MT as compared to 5,347 MT previous month. However, the Guar split shipments down by 4.39% in June'22 compared to the same period last year. Out of the total exports, around 7,300 MT (84.69%) bought by China, US 860 MT (9.98%).



**Guar Gum Exports: India's**

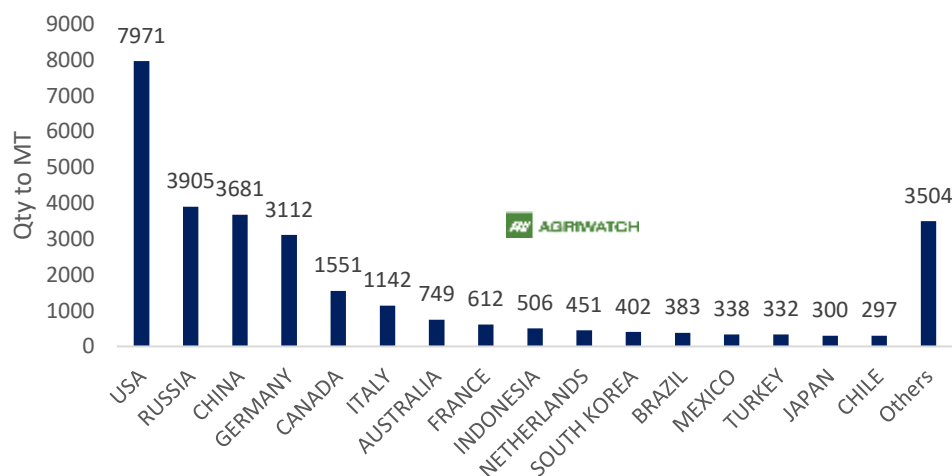
Guar gum exports increased in the month of June'2022

by 5.36% to 29,236 MT compared to 27,748 MT during previous month.

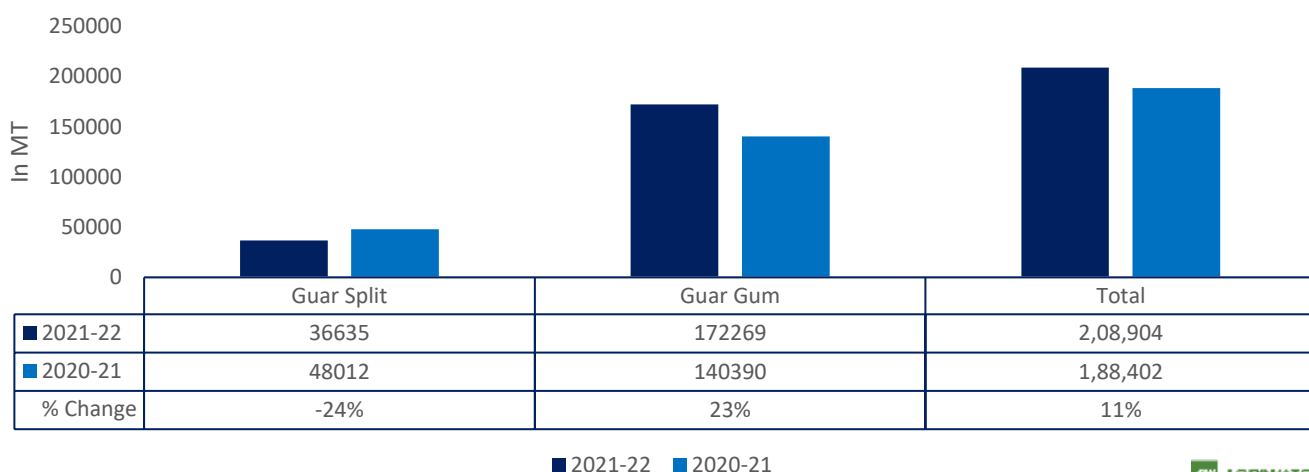
However, the gum shipments were up by 56.28% in June'2022 compared to the same period last year. Out of the total exported quantity, around 7971 MT (27.27%)

bought by US, Russia bought 3,905 MT (13.36%),

China 3,681 MT (12.59%), Germany 3,112 MT (10.64%). Export demand was driven by bullish crude oil prices. We expect Guar export in July'22 at 25,000-28,000 tonnes.

**Country wise Guar Gum export June'22**


**Total Cumulative Guar exports** Oct-June'22 recorded up by 11% to 2.08 Lakh tonnes as compared to 1.88 Lakh tonnes previous year same period amid bullish crude oil prices and increase in oil rig count.

**Cumulative guar exports Oct-June'2022**




## NCDEX-FUTURES MARKET – Guar Seed

Contract	% chg	Open	High	Low	Close	Volume	Change	OI	Change
Aug-22	-0.51	5095	5135	5053	5097	17590	▲1845	46680	▲770
Sept-22	-0.39	5154	5183	5098	5150	3815	▲1165	10060	▲880

## NCDEX-FUTURES MARKET- Guar Gum

Contract	% chg	Open	High	Low	Close	Volume	Change	OI	Change
Aug-22	-0.66	9275	9325	9155	9280	8730	▼-665	35885	▼-1550
Sept-22	-0.69	9384	9420	9250	9388	3775	▲345	8595	▲1780

## Guar seed Stock Position:

Stocks	Demat	In-Process	Total
	23-Jul-22	23-Jul-22	23-Jul-22
Bikaner	25314	0	25314
Deesa	89	0	89
Sri Ganganagar	871	0	871
Jodhpur	537	0	537
Nokha	-	-	-

## Guar Gum Stock Position:

Stocks	Demat	In-Process	Total
	23-Jul-22	23-Jul-22	23-Jul-22
Deesa	20	0	20
Bikaner	5087	30	5117
Jodhpur	11565	20	11585
Nokha	1962	0	1962
Sri Ganganagar	145	0	145

## Churi and Korma Prices:

25-July-22



Commodity	Centre	Rs./75 kg.
Churi	Jodhpur	2200
Korma	Jodhpur	3225

Guar seed EDD:					
	10-Aug-22	10-Sept-22	10-Oct-22	10-Nov-22	10-Dec-22
Bikaner	2247	2143	2003	6460	3562
Deesa	79	-	-	-	10
Sri Ganganagar	91	20	110	340	266
Jodhpur	-	-	79	428	30
Nokha	-	-	-	-	-

Guar Gum EDD:					
	10-Aug-22	10-Sept-22	10-Oct-22	10-Nov-22	10-Dec-22
Deesa	20	-	-	-	-
Bikaner	-	866	1055	656	-
Jodhpur	2265	1144	2910	2781	471
Nokha	125	264	400	270	195
Sri Ganganagar	10	-	-	10	-



### Guar Seed Prices at Key Spot Markets:

Commodity	District	Centre	Prices (Rs/Qtl)		Change
			25-Jul-22	23-Jul-22	
Guar Seed					
Rajasthan	Jodhpur	Jodhpur (Loose)	4900	4920	-20
		Jodhpur(Delivery)	5145	5166	-21
	Sri-Ganganagar	Sri-Ganganagar(Loose)	4750	4800	-50
		Sri-Ganganagar (Delivery)	4900	4950	-50
		Rawla (Loose)	NA	NA	-
		Gharsana (Loose)	NA	4900	-
		Raisinghnagar (Loose)	NA	4700	-
	Bikaner	Bikaner (Loose)	4900	4950	-50
		Bikaner (Delivery)	5145	5198	-53
		Nokha(Loose)	4850	4900	-50
		Nokha (Delivery)	5093	5145	-53
		Khajuwala (Loose)	NA	NA	-
		Khajuwala (Delivery)	NA	NA	-
		Lunkaransar (Loose)	4900	4900	Unch
	Hanumangarh	Hanumangarh (Loose)	4550	4550	Unch
		Hanumangarh (Delivery)	4778	4778	Unch
		Nohar (Loose)	NA	NA	-
		Pilibanga (Loose)	NA	NA	-
	Nagaur	Nagaur (Loose)	NA	NA	-
	Churu	Churu (Delivery)	NR	NR	-
	Alwar	Alwar (Loose)	NR	NR	-
Haryana	Hisar	Adampur (Loose)	4900	4850	50
		Adampur (Delivery)	5145	5093	53



	<b>Bhiwani</b>	Bhiwani (Delivery)	5000	5000	Unch
		Siwani (Loose)	5050	5090	-40
	<b>Sirsa</b>	Sirsa (Loose)	4900	4800	100
		Dhabwali (Loose)	NA	NA	-
		Dhabwali (Delivery)	NA	NA	-
		Ellanabad (Loose)	NA	NA	-
	<b>Fatehabad</b>	Fatehabad (Loose)	NA	5000	-
<b>Gujarat</b>	<b>Banaskantha</b>	Deesa (Loose)	NA	NA	-
	<b>Patan</b>	Patan (Loose)	NA	NA	-
	<b>Rajkot</b>	Rajkot (Loose)	4900	4950	-50
	<b>Jamnagar</b>	Dhrol (Loose)	4725	NA	-
<b>Madhya Pradesh</b>	<b>Gwalior</b>	Dabra (Loose)	NA	NA	-



Guar Gum					
Rajasthan	Jodhpur	Jodhpur	9500	9500	Unch
	Alwar	Alwar	NR	NR	-
	Hanumangarh	Nohar	NA	NA	-
Haryana	Bhiwani	Bhiwani	9500	9500	Unch
	Sirsa	Sirsa	9600	9600	Unch
		Dhabwali	NA	NA	-
		Ellanabad	NA	NA	-
	Fatehabad	Fatehabad	NA	9400	-

Guar Seed Arrivals in Key Centers					
Commodity	District	Centre	Arrivals (Quintals)		Change
Guar Seed			25-Jul-22	23-Jul-22	
Rajasthan	Jodhpur	Jodhpur	NA	NA	-
	Sri-Ganganagar	Sri-Ganganagar	200	NA	-
		Rawla	NA	NA	-
		Gharsana	NA	207	-
		Raisinghnagar	NA	4	-
	Bikaner	Bikaner	100	100	Unch
		Nokha	100	70	30
		Khajuwala	NA	NA	-
		Lunkaransar	100	100	Unch
	Hanumangarh	Hanumangarh	10	30	-20
		Nohar	NA	NA	-
		Pilibanga	NA	NA	-
	Nagaur	Nagaur	NA	NA	-
	Churu	Churu	NR	NR	-
	Alwar	Alwar	NR	NR	-
Haryana	Hisar	Adampur	400	100	300
	Bhiwani	Bhiwani	NA	NA	-
		Siwani	400	300	100
	Sirsa	Sirsa	NA	NA	-
		Dhabwali	NA	NA	-
		Ellanabad	NA	NA	-
	Fatehabad	Fatehabad	NA	NA	-
Gujarat	Banaskantha	Deesa	NA	NA	-
	Patan	Patan	NA	NA	-
	Rajkot	Rajkot	80	75	5
	Jamnagar	Dhrol	2	NA	-

Madhya Pradesh	Gwalior	Dabra	NA	NA	-
Total Arrivals/Above Markets			1392	986	406

**Disclaimer**

The information and opinions contained in the document have been compiled from sources believed to be reliable. The company does not warrant its accuracy, completeness and correctness. Use of data and information contained in this report is at your own risk. This document is not, and should not be construed as, an offer to sell or solicitation to buy any commodities. This document may not be reproduced, distributed or published, in whole or in part, by any recipient hereof for any purpose without prior permission from the Company. IASL and its affiliates and/or their officers, directors and employees may have positions in any commodities mentioned in this document (or in any related investment) and may from time to time add to or dispose of any such commodities (or investment). Please see the detailed disclaimer at <http://www.agriwatch.com/Disclaimer.asp>© 2022 Indian Agribusiness Systems Limited