

Today's Update

Today, Guar seed prices remained stable at Rs. 5,145/qtl. In other cash market Guar traded with mixed sentiments. In Rajasthan, arrivals recorded at 600 qtl vs 510 qtl previous day. In Haryana, arrivals recorded at 500 Qtl Vs 800 qtl previous day. Jodhpur Guar seed delivery prices are expected to trade range bound with weak bias at Rs. 5000-5300/Qtl in near term amid higher acreage and above average rainfall in western Rajasthan.

As on 22nd July'2022, as per data released by Baker Hughes, the number of oilrigs in USA remain unchanged at 599 as compared to previous week.

Weather and sowing Updates

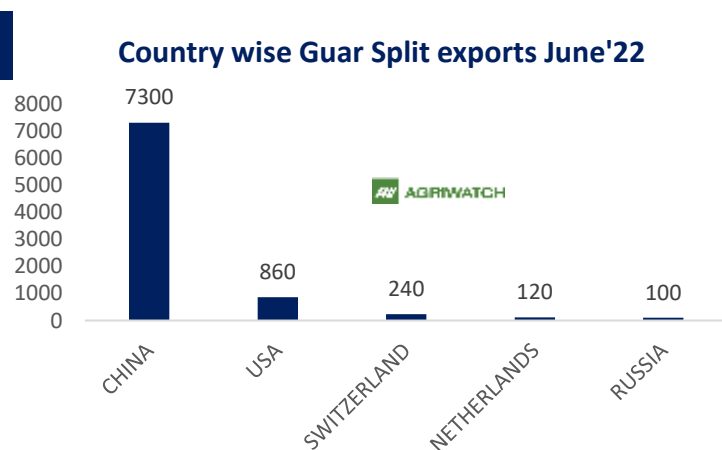
As of 25th July'22, According to Department of Agriculture, Rajasthan, Guar sowing is up by 132% at 23.06 Lakh hectare sowing has been completed as compared to 9.95 lakh hectare previous year same period. This season sowing area is high due to early rains.

In western Rajasthan, from 1st June to 25th July'2022 Cumulative rainfall is at 71%. Higher acreage amid good rainfall kept Guar seed and gum prices under pressure. The prices have corrected by more than 20% since April due to forecast of normal rains and improved area under Guar seed.

Western Rajasthan Districts	Cumulative Rainfall Departure (%) 1st June to 25th July'22 In Western Rajasthan Districts
Ganganagar	160%
Bikaner	134%
Jaisalmer	131%
Churu	99%
Nagaur	70%
Barmer	45%
Jodhpur	30%
Hanumangarh	10%
Jalor	7%
Pali	6%
West Rajasthan	71%
Rajasthan	49%

Guar Split Exports

India's Guar split exports increased in the month of June'2022 by 61% to 8,620 MT as compared to 5,347 MT previous month. However, the Guar split shipments down by 4.39% in June'22 compared to the same period last year. Out of the total exports, around 7,300 MT (84.69%) bought by China, US 860 MT (9.98%).



Guar Gum Exports: India's

Guar gum exports increased in the month of June'2022

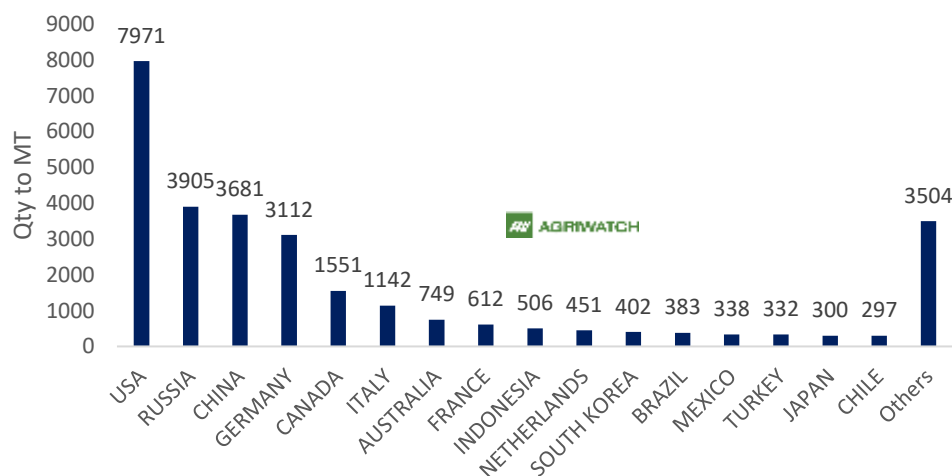
by 5.36% to 29,236 MT compared to 27,748 MT during previous month.

However, the gum shipments were up by 56.28% in June'2022 compared to the same period last year. Out of the total exported quantity, around 7971 MT (27.27%)

bought by US, Russia bought 3,905 MT (13.36%),

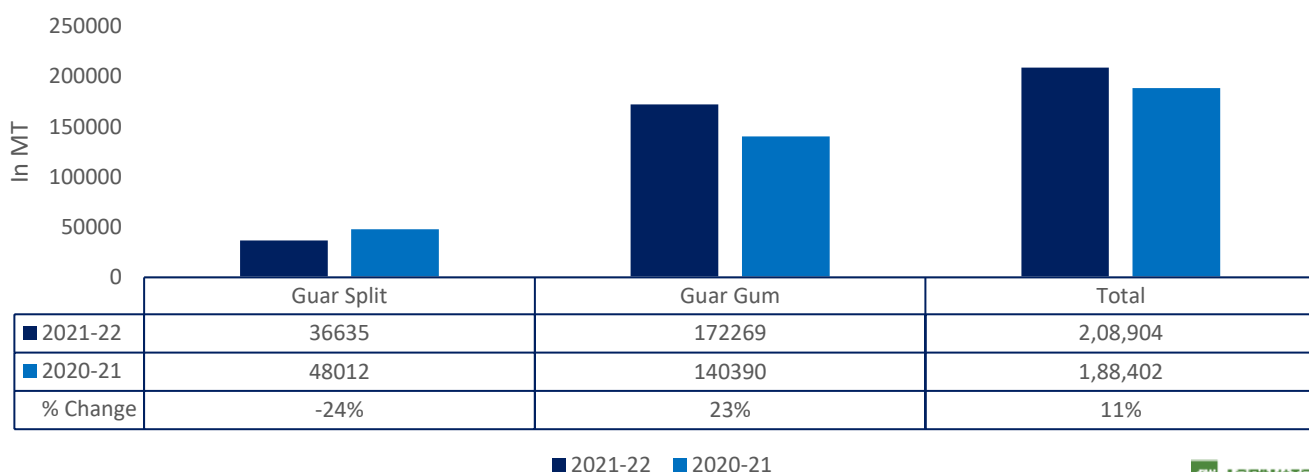
China 3,681 MT (12.59%), Germany 3,112 MT (10.64%). Export demand was driven by bullish crude oil prices. We expect Guar export in July'22 at 25,000-28,000 tonnes.

Country wise Guar Gum export June'22



Total Cumulative Guar exports Oct-June'22 recorded up by 11% to 2.08 Lakh tonnes as compared to 1.88 Lakh tonnes previous year same period amid bullish crude oil prices and increase in oil rig count.

Cumulative guar exports Oct-June'2022





NCDEX-FUTURES MARKET – Guar Seed

Contract	% chg	Open	High	Low	Close	Volume	Change	OI	Change
Aug-22	+2.43	5082	5290	5082	5234	32875	▲ 15285	44665	▼ -2015
Sept-22	+2.27	5138	5335	5138	5280	7015	▲ 3200	12030	▲ 1970

NCDEX-FUTURES MARKET- Guar Gum

Contract	% chg	Open	High	Low	Close	Volume	Change	OI	Change
Aug-22	+2.58	9300	9640	9245	9532	16025	▲ 7295	29240	▼ -6645
Sept-22	+2.80	9350	9747	9350	9652	10075	▲ 6300	14905	▲ 6310

Guar seed Stock Position:

Stocks	Demat	In-Process	Total
	25-Jul-22	25-Jul-22	25-Jul-22
Bikaner	24673	0	24673
Deesa	89	0	89
Sri Ganganagar	846	0	846
Jodhpur	537	0	537
Nokha	0	0	0

Guar Gum Stock Position:

Stocks	Demat	In-Process	Total
	25-Jul-22	25-Jul-22	25-Jul-22
Deesa	20	0	20
Bikaner	5087	0	5087
Jodhpur	11445	40	11485
Nokha	1883	0	1883
Sri Ganganagar	145	0	145



Churi and Korma Prices:		26-July-22
Commodity	Centre	Rs./75 kg.
Churi	Jodhpur	2150
Korma	Jodhpur	3188

Guar seed EDD:					
	10-Aug-22	10-Sept-22	10-Oct-22	10-Nov-22	10-Dec-22
Bikaner	865	2045	1827	6460	3562
Deesa	79	-	-	-	10
Sri Ganganagar	41	20	110	320	266
Jodhpur	-	-	79	428	30
Nokha	-	-	-	-	-

Guar Gum EDD:					
	10-Aug-22	10-Sept-22	10-Oct-22	10-Nov-22	10-Dec-22
Deesa	20	-	-	-	-
Bikaner	-	806	1055	656	-
Jodhpur	810	890	2910	2781	471
Nokha	125	195	400	270	195
Sri Ganganagar	0	-	-	10	-



Guar Seed Prices at Key Spot Markets:

Commodity	District	Centre	Prices (Rs/Qtl)		Change
			26-Jul-22	25-Jul-22	
Guar Seed					
Rajasthan	Jodhpur	Jodhpur (Loose)	4900	4900	Unch
		Jodhpur(Delivery)	5145	5145	Unch
	Sri-Ganganagar	Sri-Ganganagar(Loose)	4750	4750	Unch
		Sri-Ganganagar (Delivery)	4900	4900	Unch
		Rawla (Loose)	NA	NA	-
		Gharsana (Loose)	NA	4775	-
		Raisinghnagar (Loose)	NA	NA	-
	Bikaner	Bikaner (Loose)	4950	4900	50
		Bikaner (Delivery)	5198	5145	53
		Nokha(Loose)	4850	4850	Unch
		Nokha (Delivery)	5093	5093	Unch
		Khajuwala (Loose)	4700	NA	-
		Khajuwala (Delivery)	4935	NA	-
		Lunkaransar (Loose)	4850	4900	-50
	Hanumangarh	Hanumangarh (Loose)	4525	4550	-25
		Hanumangarh (Delivery)	4751	4778	-26
		Nohar (Loose)	NA	NA	-
		Pilibanga (Loose)	NA	4425	-
	Nagaur	Nagaur (Loose)	NA	NA	-
	Churu	Churu (Delivery)	5200	NR	-
	Alwar	Alwar (Loose)	4800	NR	-
Haryana	Hisar	Adampur (Loose)	4850	4900	-50
		Adampur (Delivery)	5093	5145	-53
	Bhiwani	Bhiwani (Delivery)	5000	5000	Unch
		Siwani (Loose)	5100	5050	50
	Sirsa	Sirsa (Loose)	4875	4900	-25
		Dhabwali (Loose)	NA	NA	-
		Dhabwali (Delivery)	NA	NA	-
		Ellanabad (Loose)	NA	4551	-
	Fatehabad	Fatehabad (Loose)	4900	NA	-
Gujarat	Banaskantha	Deesa (Loose)	NA	NA	-
	Patan	Patan (Loose)	NA	NA	-
	Rajkot	Rajkot (Loose)	NA	4900	-
	Jamnagar	Dhrol (Loose)	NA	4725	-
Madhya Pradesh	Gwalior	Dabra (Loose)	NA	NA	-
Guar Gum					



Rajasthan	Jodhpur	Jodhpur	9400	9500	-100
	Alwar	Alwar	9400	NR	-
	Hanumangarh	Nohar	NA	NA	-
Haryana	Bhiwani	Bhiwani	9400	9500	-100
	Sirsa	Sirsa	9450	9600	-150
		Dhabwali	NA	NA	-
		Ellanabad	NA	NA	-
	Fatehabad	Fatehabad	9400	NA	-

Guar Seed Arrivals in Key Centers					
Commodity	District	Centre	Arrivals (Quintals)		Change
Guar Seed			26-Jul-22	25-Jul-22	
Rajasthan	Jodhpur	Jodhpur	NA	NA	-
	Sri-Ganganagar	Sri-Ganganagar	50	200	-150
		Rawla	NA	NA	-
		Gharsana	NA	24	-
		Raisinghnagar	NA	NA	-
	Bikaner	Bikaner	100	100	Unch
		Nokha	100	100	Unch
		Khajuwala	100	NA	-
		Lunkaransar	200	100	100
	Hanumangarh	Hanumangarh	50	10	40
		Nohar	NA	NA	-
		Pilibanga	NA	22	-
	Nagaur	Nagaur	NA	NA	-
	Churu	Churu	NA	NR	-
	Alwar	Alwar	NA	NR	-
Haryana	Hisar	Adampur	200	400	-200
	Bhiwani	Bhiwani	NA	NA	-
		Siwani	300	400	-100
	Sirsa	Sirsa	NA	NA	-
		Dhabwali	NA	NA	-
		Ellanabad	NA	218	-
	Fatehabad	Fatehabad	NA	NA	-
Gujarat	Banaskantha	Deesa	NA	NA	-
	Patan	Patan	NA	NA	-
	Rajkot	Rajkot	NA	80	-
	Jamnagar	Dhrol	NA	2	-
Madhya Pradesh	Gwalior	Dabra	NA	NA	-

Total Arrivals/Above Markets	1100	1656	-556
------------------------------	------	------	------

Disclaimer

The information and opinions contained in the document have been compiled from sources believed to be reliable. The company does not warrant its accuracy, completeness and correctness. Use of data and information contained in this report is at your own risk. This document is not, and should not be construed as, an offer to sell or solicitation to buy any commodities. This document may not be reproduced, distributed or published, in whole or in part, by any recipient hereof for any purpose without prior permission from the Company. IASL and its affiliates and/or their officers, directors and employees may have positions in any commodities mentioned in this document (or in any related investment) and may from time to time add to or dispose of any such commodities (or investment). Please see the detailed disclaimer at <http://www.agriwatch.com/Disclaimer.asp> © 2022 Indian Agribusiness Systems Limited