

Today's Update

Today, Guar seed prices remained sideways and went marginally up by 0.6% to Rs. 5,177/qtl. In other cash market too Guar traded with firm sentiments. In Rajasthan, arrivals recorded at 820 qtl vs 600 qtl previous day. In Haryana, arrivals recorded at 700 Qtl Vs 500 qtl previous day. Jodhpur Guar seed delivery prices are expected to trade range bound with weak bias at Rs. 5000-5300/Qtl in near term amid higher acreage and above average rainfall in western Rajasthan.

As on 22nd July'2022, as per data released by Baker Hughes, the number of oilrigs in USA remain unchanged at 599 as compared to previous week.

Weather and sowing Updates

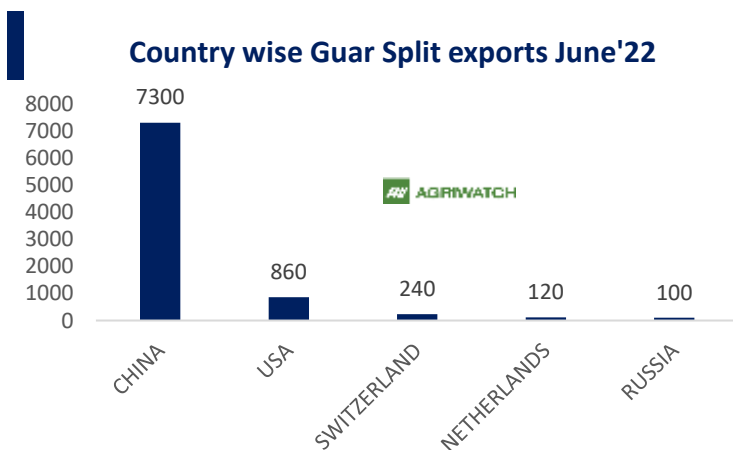
As of 25th July'22, According to Department of Agriculture, Rajasthan, Guar sowing is up by 132% at 23.06 Lakh hectare sowing has been completed as compared to 9.95 lakh hectare previous year same period. This season sowing area is high due to early rains.

In western Rajasthan, from 1st June to 25th July'2022 Cumulative rainfall is at 71%. Higher acreage amid good rainfall kept Guar seed and gum prices under pressure. The prices have corrected by more than 20% since April due to forecast of normal rains and improved area under Guar seed.

Western Rajasthan Districts	Cumulative Rainfall Departure (%) 1st June to 25th July'22 In Western Rajasthan Districts
Ganganagar	160%
Bikaner	134%
Jaisalmer	131%
Churu	99%
Nagaur	70%
Barmer	45%
Jodhpur	30%
Hanumangarh	10%
Jalor	7%
Pali	6%
West Rajasthan	71%
Rajasthan	49%

Guar Split Exports

India's Guar split exports increased in the month of June'2022 by 61% to 8,620 MT as compared to 5,347 MT previous month. However, the Guar split shipments down by 4.39% in June'22 compared to the same period last year. Out of the total exports, around 7,300 MT (84.69%) bought by China, US 860 MT (9.98%).



Guar Gum Exports: India's

Guar gum exports increased in the month of June'2022

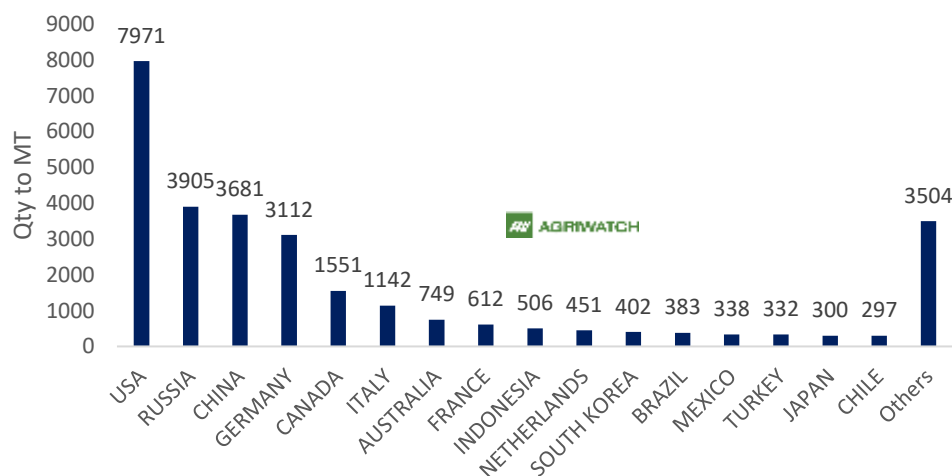
by 5.36% to 29,236 MT compared to 27,748 MT during previous month.

However, the gum shipments were up by 56.28% in June'2022 compared to the same period last year. Out of the total exported quantity, around 7971 MT (27.27%)

bought by US, Russia bought 3,905 MT (13.36%),

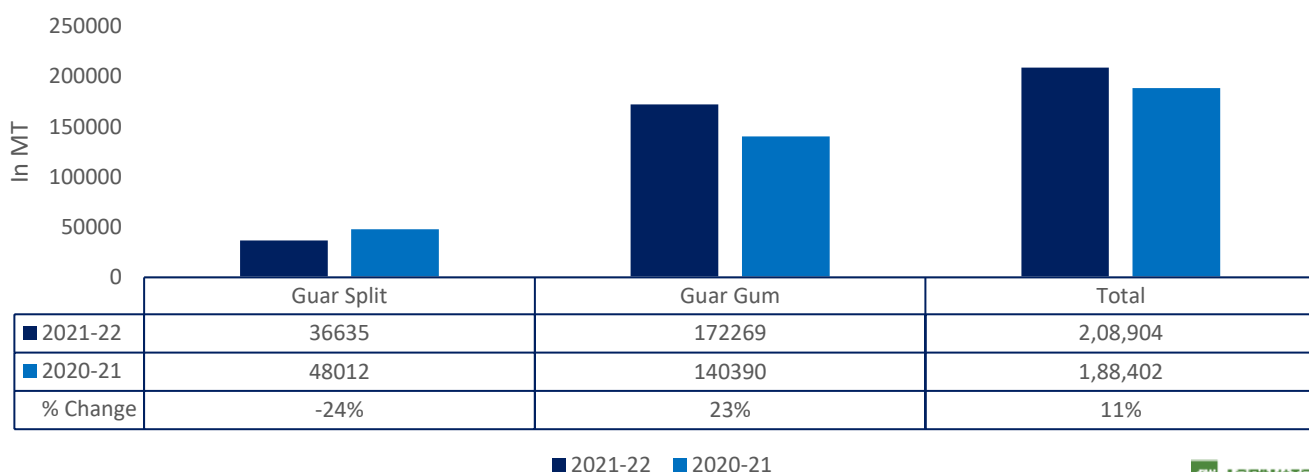
China 3,681 MT (12.59%), Germany 3,112 MT (10.64%). Export demand was driven by bullish crude oil prices. We expect Guar export in July'22 at 25,000-28,000 tonnes.

Country wise Guar Gum export June'22



Total Cumulative Guar exports Oct-June'22 recorded up by 11% to 2.08 Lakh tonnes as compared to 1.88 Lakh tonnes previous year same period amid bullish crude oil prices and increase in oil rig count.

Cumulative guar exports Oct-June'2022





NCDEX-FUTURES MARKET – Guar Seed

Contract	% chg	Open	High	Low	Close	Volume	Change	OI	Change
Aug-22	-0.48	5239	5244	5152	5209	19855	▼-13020	40645	▼-4020
Sept-22	-0.32	5285	5294	5202	5263	6835	▼-180	15395	▲3365

NCDEX-FUTURES MARKET- Guar Gum

Contract	% chg	Open	High	Low	Close	Volume	Change	OI	Change
Aug-22	-0.14	9570	9575	9420	9519	9365	▼-6660	25600	▼-3640
Sept-22	-0.27	9617	9685	9531	9626	5805	▼-4270	18250	▲3345

Guar seed Stock Position:

Stocks	Demat	In-Process	Total
	26-Jul-22	26-Jul-22	26-Jul-22
Bikaner	24673	0	24673
Deesa	89	0	89
Sri Ganganagar	846	0	846
Jodhpur	497	0	497
Nokha	0	0	0

Guar Gum Stock Position:

Stocks	Demat	In-Process	Total
	26-Jul-22	26-Jul-22	26-Jul-22
Deesa	20	0	20
Bikaner	5087	0	5087
Jodhpur	11351	40	11391
Nokha	1883	0	1883
Sri Ganganagar	145	0	145



Churi and Korma Prices:		27-July-22
Commodity	Centre	Rs./75 kg.
Churi	Jodhpur	2150
Korma	Jodhpur	3188

Guar seed EDD:					
	10-Aug-22	10-Sept-22	10-Oct-22	10-Nov-22	10-Dec-22
Bikaner	865	2045	1827	6460	3562
Deesa	79	-	-	-	10
Sri Ganganagar	41	20	110	320	266
Jodhpur	-	-	79	428	30
Nokha	-	-	-	-	-

Guar Gum EDD:					
	10-Aug-22	10-Sept-22	10-Oct-22	10-Nov-22	10-Dec-22
Deesa	20	-	-	-	-
Bikaner	-	806	1055	656	-
Jodhpur	810	890	2910	2781	471
Nokha	125	195	400	270	195
Sri Ganganagar	0	-	-	10	-



Guar Seed Prices at Key Spot Markets:

Commodity	District	Centre	Prices (Rs/Qtl)		Change
			27-Jul-22	26-Jul-22	
Guar Seed					
Rajasthan	Jodhpur	Jodhpur (Loose)	4930	4900	30
		Jodhpur(Delivery)	5177	5145	32
	Sri-Ganganagar	Sri-Ganganagar(Loose)	NA	4750	-
		Sri-Ganganagar (Delivery)	NA	4900	-
		Rawla (Loose)	NA	NA	-
		Gharsana (Loose)	NA	4780	-
		Raisinghnagar (Loose)	4700	NA	-
	Bikaner	Bikaner (Loose)	4950	4950	Unch
		Bikaner (Delivery)	5198	5198	Unch
		Nokha(Loose)	4950	4850	100
		Nokha (Delivery)	5198	5093	105
		Khajuwala (Loose)	NA	4700	-
		Khajuwala (Delivery)	NA	4935	-
		Lunkaransar (Loose)	4900	4850	50
	Hanumangarh	Hanumangarh (Loose)	4550	4525	25
		Hanumangarh (Delivery)	4778	4751	26
		Nohar (Loose)	NA	NA	-
		Pilibanga (Loose)	NA	NA	-
	Nagaur	Nagaur (Loose)	NA	NA	-
	Churu	Churu (Delivery)	NR	5200	-
	Alwar	Alwar (Loose)	NR	4800	-
Haryana	Hisar	Adampur (Loose)	4900	4850	50
		Adampur (Delivery)	5145	5093	53
	Bhiwani	Bhiwani (Delivery)	NA	5000	-
		Siwani (Loose)	5125	5100	25
	Sirsa	Sirsa (Loose)	4825	4875	-50
		Dhabwali (Loose)	NA	4765	-
		Dhabwali (Delivery)	NA	5003	-
		Ellanabad (Loose)	NA	4500	-
	Fatehabad	Fatehabad (Loose)	4900	4900	Unch
Gujarat	Banaskantha	Deesa (Loose)	NA	NA	-
	Patan	Patan (Loose)	NA	NA	-
	Rajkot	Rajkot (Loose)	5025	NA	-
	Jamnagar	Dhrol (Loose)	4730	NA	-
Madhya Pradesh	Gwalior	Dabra (Loose)	NA	NA	-
Guar Gum					



Rajasthan	Jodhpur	Jodhpur	9500	9400	100
	Alwar	Alwar	NR	9400	-
	Hanumangarh	Nohar	NA	NA	-
Haryana	Bhiwani	Bhiwani	NA	9400	-
	Sirsa	Sirsa	9500	9450	50
		Dhabwali	NA	NA	-
		Ellanabad	NA	NA	-
	Fatehabad	Fatehabad	9500	9400	100

Guar Seed Arrivals in Key Centers					
Commodity	District	Centre	Arrivals (Quintals)		Change
Guar Seed			27-Jul-22	26-Jul-22	
Rajasthan	Jodhpur	Jodhpur	NA	NA	-
	Sri-Ganganagar	Sri-Ganganagar	NA	50	-
		Rawla	NA	NA	-
		Gharsana	NA	24	-
		Raisinghnagar	50	NA	-
	Bikaner	Bikaner	100	100	Unch
		Nokha	100	100	Unch
		Khajuwala	NA	100	-
		Lunkaransar	500	200	300
	Hanumangarh	Hanumangarh	70	50	20
		Nohar	NA	NA	-
		Pilibanga	NA	NA	-
	Nagaur	Nagaur	NA	NA	-
	Churu	Churu	NR	NA	-
	Alwar	Alwar	NR	NA	-
Haryana	Hisar	Adampur	500	200	300
	Bhiwani	Bhiwani	NA	NA	-
		Siwani	200	300	-100
	Sirsa	Sirsa	NA	NA	-
		Dhabwali	NA	10	-
		Ellanabad	NA	15	-
	Fatehabad	Fatehabad	NA	NA	-
Gujarat	Banaskantha	Deesa	NA	NA	-
	Patan	Patan	NA	NA	-
	Rajkot	Rajkot	156	NA	-
	Jamnagar	Dhrol	7	NA	-
Madhya Pradesh	Gwalior	Dabra	NA	NA	-



Total Arrivals/Above Markets	1683	1149	534
------------------------------	------	------	-----

Disclaimer

The information and opinions contained in the document have been compiled from sources believed to be reliable. The company does not warrant its accuracy, completeness and correctness. Use of data and information contained in this report is at your own risk. This document is not, and should not be construed as, an offer to sell or solicitation to buy any commodities. This document may not be reproduced, distributed or published, in whole or in part, by any recipient hereof for any purpose without prior permission from the Company. IASL and its affiliates and/or their officers, directors and employees may have positions in any commodities mentioned in this document (or in any related investment) and may from time to time add to or dispose of any such commodities (or investment). Please see the detailed disclaimer at <http://www.agriwatch.com/Disclaimer.asp>© 2022 Indian Agribusiness Systems Limited