

Today's Update

Today, Guar seed prices remained stable at Rs. 5,177/qtl. In other cash market too Guar traded with mixed sentiments. In Rajasthan, arrivals recorded at 600 qtl vs 820 qtl previous day. In Haryana, arrivals recorded at 400 Qtl Vs 700 qtl previous day. Jodhpur Guar seed delivery prices are expected to trade range bound with weak bias at Rs. 5000-5300/Qtl in near term amid higher acreage and above average rainfall in western Rajasthan.

As on 22nd July'2022, as per data released by Baker Hughes, the number of oilrigs in USA remain unchanged at 599 as compared to previous week.

Weather and sowing Updates

As of 27th July'22, According to the Department of Agriculture, Rajasthan, Guar sowing is up by 120% at 26.17 Lakh hectare as compared to 11.88 Lakh hectare previous year same period. This season sowing area is high due to early rains and better returns.

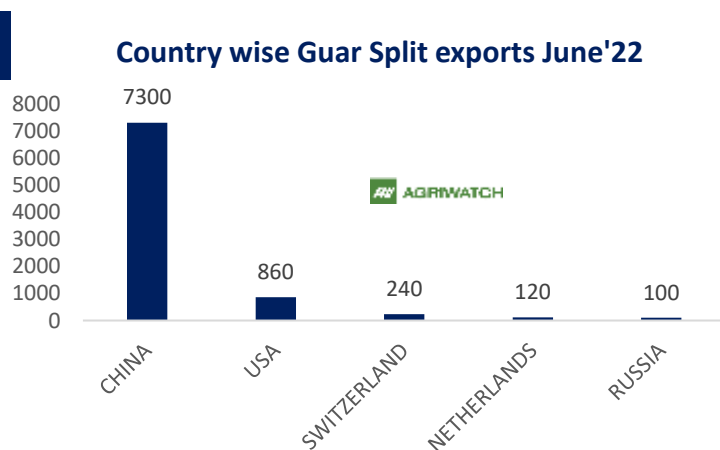
In western Rajasthan, from 1st June to 25th July'2022 Cumulative rainfall is at 71%. Higher acreage amid good rainfall kept Guar seed and gum prices under pressure. The prices have corrected by more than 20% since April due to forecast of normal rains and improved area under Guar seed.

Guar Split Exports

India's Guar split exports increased in the month of June'2022 by 61% to 8,620 MT as compared to 5,347 MT previous month. However, the Guar split shipments down by 4.39% in June'22 compared to the same period last year. Out of the total exports, around 7,300 MT (84.69%) bought by China, US 860 MT (9.98%).

Western Rajasthan Districts	Cumulative Rainfall Departure (%) 1st June to 25th July'22 In Western Rajasthan Districts
Ganganagar	160%
Bikaner	134%
Jaisalmer	131%
Churu	99%
Nagaur	70%
Barmer	45%
Jodhpur	30%
Hanumangarh	10%
Jalor	7%
Pali	6%
West Rajasthan	71%
Rajasthan	49%

Country wise Guar Split exports June'22



Guar Gum Exports: India's

Guar gum exports increased in the month of June'2022

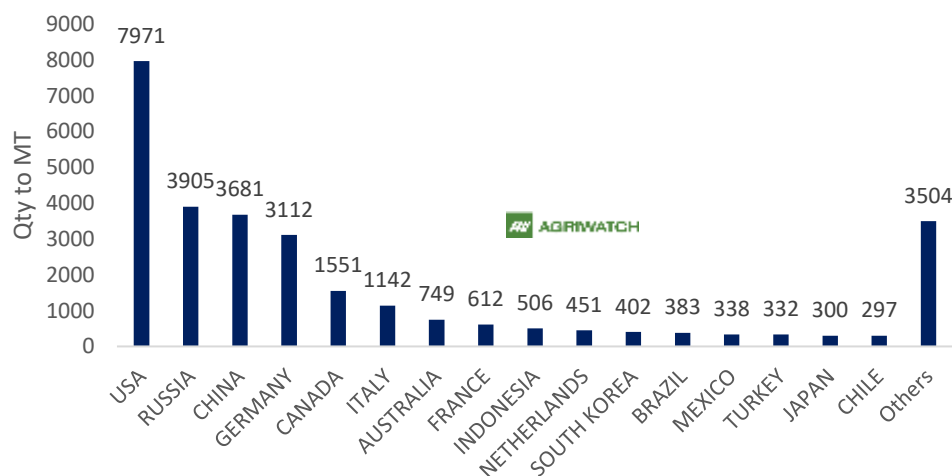
by 5.36% to 29,236 MT compared to 27,748 MT during previous month.

However, the gum shipments were up by 56.28% in June'2022 compared to the same period last year. Out of the total exported quantity, around 7971 MT (27.27%)

bought by US, Russia bought 3,905 MT (13.36%),

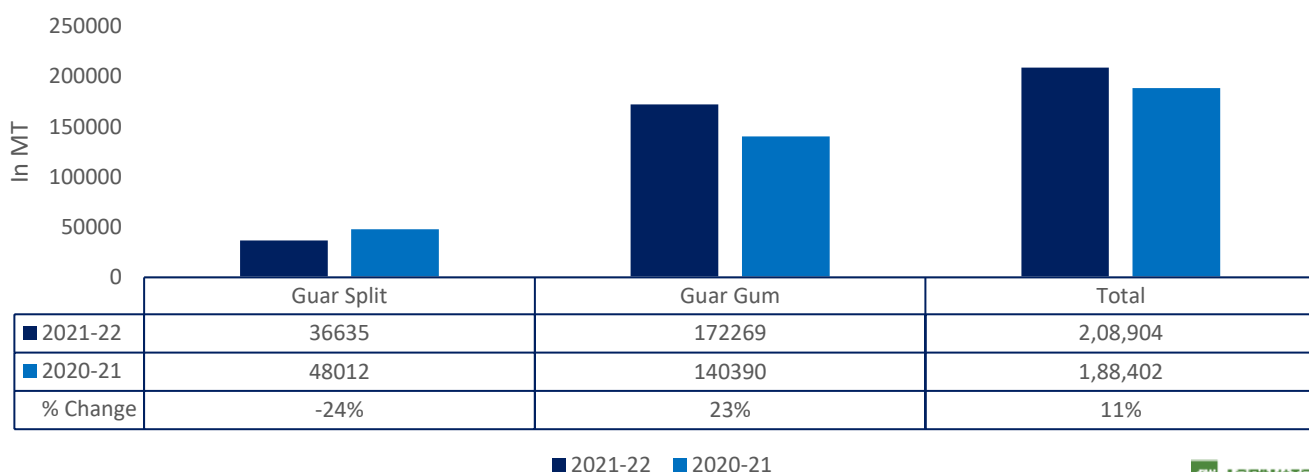
China 3,681 MT (12.59%), Germany 3,112 MT (10.64%). Export demand was driven by bullish crude oil prices. We expect Guar export in July'22 at 25,000-28,000 tonnes.

Country wise Guar Gum export June'22



Total Cumulative Guar exports Oct-June'22 recorded up by 11% to 2.08 Lakh tonnes as compared to 1.88 Lakh tonnes previous year same period amid bullish crude oil prices and increase in oil rig count.

Cumulative guar exports Oct-June'2022





NCDEX-FUTURES MARKET – Guar Seed

Contract	% chg	Open	High	Low	Close	Volume	Change	OI	Change
Aug-22	-1.80	5202	5290	5070	5115	28285	▲8430	36415	▼-4230
Sept-22	-1.75	5247	5356	5133	5171	9575	▲2740	17840	▲2445

NCDEX-FUTURES MARKET- Guar Gum

Contract	% chg	Open	High	Low	Close	Volume	Change	OI	Change
Aug-22	-2.56	9531	9654	9213	9275	11325	▲1960	22910	▼-2690
Sept-22	-2.53	9629	9750	9300	9382	8035	▲2230	21415	▲3165

Guar seed Stock Position:

Stocks	Demat	In-Process	Total
	27-Jul-22	27-Jul-22	27-Jul-22
Bikaner	24673	0	24673
Deesa	89	0	89
Sri Ganganagar	1064	0	1064
Jodhpur	387	0	387
Nokha	0	0	0

Guar Gum Stock Position:

Stocks	Demat	In-Process	Total
	27-Jul-22	27-Jul-22	27-Jul-22
Deesa	20	0	20
Bikaner	4948	0	4948
Jodhpur	11301	40	11341
Nokha	1758	0	1758
Sri Ganganagar	145	0	145



Churi and Korma Prices:		28-July-22
Commodity	Centre	Rs./75 kg.
Churi	Jodhpur	2150
Korma	Jodhpur	3188

Guar seed EDD:					
	10-Aug-22	10-Sept-22	10-Oct-22	10-Nov-22	10-Dec-22
Bikaner	865	2045	1827	6460	3562
Deesa	79	-	-	-	10
Sri Ganganagar	41	20	110	320	266
Jodhpur	-	-	79	428	30
Nokha	-	-	-	-	-

Guar Gum EDD:					
	10-Aug-22	10-Sept-22	10-Oct-22	10-Nov-22	10-Dec-22
Deesa	20	-	-	-	-
Bikaner	-	806	1055	656	-
Jodhpur	810	890	2910	2781	471
Nokha	125	195	400	270	195
Sri Ganganagar	0	-	-	10	-



Guar Seed Prices at Key Spot Markets:

Commodity	District	Centre	Prices (Rs/Qtl)		Change
			28-Jul-22	27-Jul-22	
Guar Seed					
Rajasthan	Jodhpur	Jodhpur (Loose)	4930	4930	Unch
		Jodhpur(Delivery)	5177	5177	Unch
	Sri-Ganganagar	Sri-Ganganagar(Loose)	4750	NA	-
		Sri-Ganganagar (Delivery)	4900	NA	-
		Rawla (Loose)	NA	4700	-
		Gharsana (Loose)	NA	4825	-
		Raisinghnagar (Loose)	4750	4700	50
	Bikaner	Bikaner (Loose)	4950	4950	Unch
		Bikaner (Delivery)	5198	5198	Unch
		Nokha(Loose)	4850	4950	-100
		Nokha (Delivery)	5093	5198	-105
		Khajuwala (Loose)	NA	NA	-
		Khajuwala (Delivery)	NA	NA	-
		Lunkaransar (Loose)	4950	4900	50
	Hanumangarh	Hanumangarh (Loose)	NA	4550	-
		Hanumangarh (Delivery)	NA	4778	-
		Nohar (Loose)	NA	NA	-
		Pilibanga (Loose)	NA	4425	-
	Nagaur	Nagaur (Loose)	NA	NA	-
	Churu	Churu (Delivery)	5100	NR	-
	Alwar	Alwar (Loose)	4700	NR	-
Haryana	Hisar	Adampur (Loose)	4900	4900	Unch
		Adampur (Delivery)	5145	5145	Unch
	Bhiwani	Bhiwani (Delivery)	NA	NA	-
		Siwani (Loose)	5130	5125	5
	Sirsa	Sirsa (Loose)	4800	4825	-25
		Dhabwali (Loose)	NA	NA	-
		Dhabwali (Delivery)	NA	NA	-
		Ellanabad (Loose)	NA	4501	-
	Fatehabad	Fatehabad (Loose)	4900	4900	Unch
Gujarat	Banaskantha	Deesa (Loose)	NA	NA	-
	Patan	Patan (Loose)	4625	NA	-
	Rajkot	Rajkot (Loose)	5050	5025	25
	Jamnagar	Dhrol (Loose)	4720	4730	-10
Madhya Pradesh	Gwalior	Dabra (Loose)	NA	NA	-



Guar Gum					
Rajasthan	Jodhpur	Jodhpur	9500	9500	Unch
	Alwar	Alwar	9400	NR	-
	Hanumangarh	Nohar	NA	NA	-
Haryana	Bhiwani	Bhiwani	NA	NA	-
	Sirsa	Sirsa	9600	9500	100
		Dhabwali	NA	NA	-
		Ellanabad	NA	NA	-
	Fatehabad	Fatehabad	9600	9500	100

Guar Seed Arrivals in Key Centers					
Commodity	District	Centre	Arrivals (Quintals)		Change
Guar Seed			28-Jul-22	27-Jul-22	
Rajasthan	Jodhpur	Jodhpur	NA	NA	-
	Sri-Ganganagar	Sri-Ganganagar	200	NA	-
		Rawla	NA	10	-
		Gharsana	NA	92	-
		Raisinghnagar	50	50	Unch
	Bikaner	Bikaner	150	100	50
		Nokha	100	100	Unch
		Khajuwala	NA	NA	-
		Lunkaransar	100	500	-400
	Hanumangarh	Hanumangarh	NA	70	-
		Nohar	NA	NA	-
		Pilibanga	NA	16	-
	Nagaur	Nagaur	NA	NA	-
	Churu	Churu	NA	NR	-
	Alwar	Alwar	NA	NR	-
Haryana	Hisar	Adampur	250	500	-250
	Bhiwani	Bhiwani	NA	NA	-
		Siwani	150	200	-50
	Sirsa	Sirsa	NA	NA	-
		Dhabwali	NA	NA	-
		Ellanabad	NA	15	-
	Fatehabad	Fatehabad	NA	NA	-
Gujarat	Banaskantha	Deesa	NA	NA	-
	Patan	Patan	9	NA	-
	Rajkot	Rajkot	40	156	-116
	Jamnagar	Dhrol	7	7	Unch



Madhya Pradesh	Gwalior	Dabra	NA	NA	-
Total Arrivals/Above Markets			1056	1816	-760

Disclaimer

The information and opinions contained in the document have been compiled from sources believed to be reliable. The company does not warrant its accuracy, completeness and correctness. Use of data and information contained in this report is at your own risk. This document is not, and should not be construed as, an offer to sell or solicitation to buy any commodities. This document may not be reproduced, distributed or published, in whole or in part, by any recipient hereof for any purpose without prior permission from the Company. IASL and its affiliates and/or their officers, directors and employees may have positions in any commodities mentioned in this document (or in any related investment) and may from time to time add to or dispose of any such commodities (or investment). Please see the detailed disclaimer at <http://www.agriwatch.com/Disclaimer.asp>© 2022 Indian Agribusiness Systems Limited