

Today's Update

Today, Guar seed prices remained stable at Rs. 5,072/qtl. In other cash market Guar seed traded with mixed sentiments. In Rajasthan, arrivals recorded at 650 qtl vs 440 qtl previous day. In Haryana, arrivals recorded at 200 Qtl Vs 450 qtl previous day. Jodhpur Guar seed delivery prices are expected to trade range bound with weak bias at Rs. 5000-5300/Qtl in near term amid higher acreage and above average rainfall in western Rajasthan.

As on 22nd July'2022, as per data released by Baker Hughes, the number of oilrigs in USA remain unchanged at 599 as compared to previous week.

Weather and sowing Updates

As of 27th July'22, According to the Department of Agriculture, Rajasthan, Guar sowing is up by 120% at 26.17 Lakh hectare as compared to 11.88 Lakh hectare previous year same period. This season sowing area is high due to early rains and better returns.

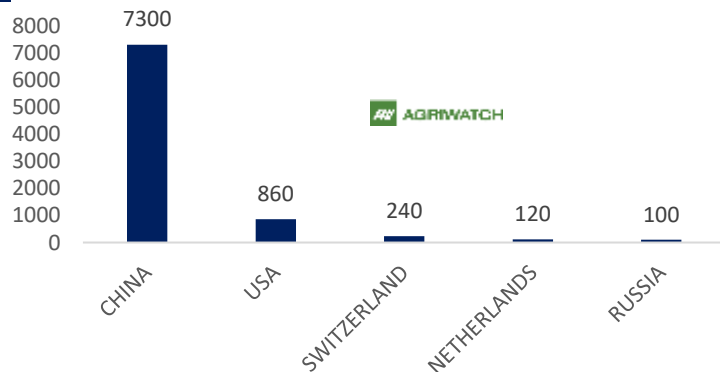
In western Rajasthan, from 1st June to 29th July'2022 Cumulative rainfall is at 88%. Higher acreage amid good rainfall kept Guar seed and gum prices under pressure. The prices have corrected by more than 20% since April due to forecast of normal rains and improved area under Guar seed.

Guar Split Exports

India's Guar split exports increased in the month of June'2022 by 61% to 8,620 MT as compared to 5,347 MT previous month. However, the Guar split shipments down by 4.39% in June'22 compared to the same period last year. Out of the total exports, around 7,300 MT (84.69%) bought by China, US 860 MT (9.98%).

Western Rajasthan Districts	Cumulative Rainfall Departure (%) 1st June to 29th July'22 In Western Rajasthan Districts
Ganganagar	160%
Bikaner	144%
Jaisalmer	142%
Churu	97%
Nagaur	92%
Barmer	41%
Jodhpur	104%
Hanumangarh	18%
Jalor	40%
Pali	27%
West Rajasthan	88%
Rajasthan	55%

Country wise Guar Split exports June'22



Guar Gum Exports: India's

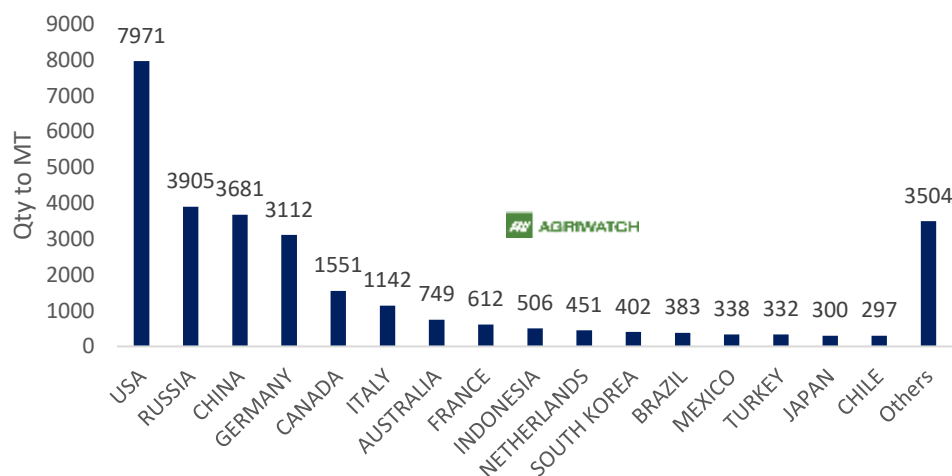
Guar gum exports increased in the month of June'2022

by 5.36% to 29,236 MT compared to 27,748 MT during previous month.

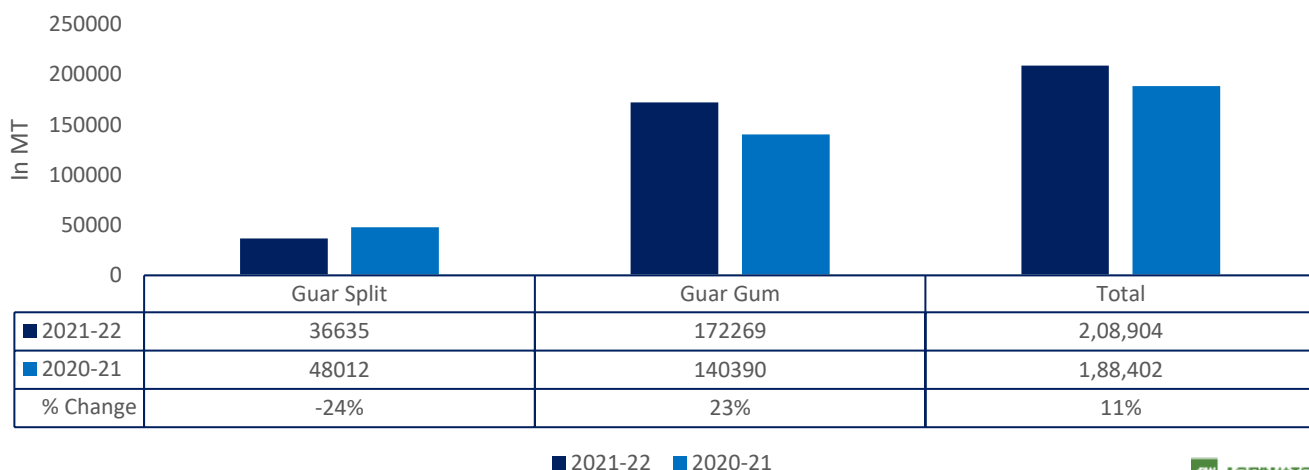
However, the gum shipments were up by 56.28% in June'2022 compared to the same period last year. Out of the total exported quantity, around 7971 MT (27.27%) bought by US, Russia

bought 3,905 MT (13.36%),

China 3,681 MT (12.59%), Germany 3,112 MT (10.64%). Export demand was driven by bullish crude oil prices. We expect Guar export in July'22 at 25,000-28,000 tonnes.

Country wise Guar Gum export June'22


Total Cumulative Guar exports Oct-June'22 recorded up by 11% to 2.08 Lakh tonnes as compared to 1.88 Lakh tonnes previous year same period amid bullish crude oil prices and increase in oil rig count.

Cumulative guar exports Oct-June'2022




NCDEX-FUTURES MARKET – Guar Seed

Contract	% chg	Open	High	Low	Close	Volume	Change	OI	Change
Aug-22	-	-	-	-	-	-	-	-	-
Sept-22	-	-	-	-	-	-	-	-	-

NCDEX-FUTURES MARKET- Guar Gum

Contract	% chg	Open	High	Low	Close	Volume	Change	OI	Change
Aug-22	-	-	-	-	-	-	-	-	-
Sept-22	-	-	-	-	-	-	-	-	-

Guar seed Stock Position:

Stocks	Demat	In-Process	Total
	29-Jul-22	29-Jul-22	29-Jul-22
Bikaner	24693	0	24693
Deesa	89	0	89
Sri Ganganagar	1064	0	1064
Jodhpur	387	0	387
Nokha	0	0	0

Guar Gum Stock Position:

Stocks	Demat	In-Process	Total
	29-Jul-22	29-Jul-22	29-Jul-22
Deesa	20	0	20
Bikaner	4848	0	4848
Jodhpur	11301	40	11341
Nokha	1758	0	1758
Sri Ganganagar	145	0	145



Churi and Korma Prices:		30-July-22
Commodity	Centre	Rs./75 kg.
Churi	Jodhpur	2150
Korma	Jodhpur	3188

Guar seed EDD:					
	10-Aug-22	10-Sept-22	10-Oct-22	10-Nov-22	10-Dec-22
Bikaner	865	2045	1827	6460	3562
Deesa	79	-	-	-	10
Sri Ganganagar	41	20	110	320	266
Jodhpur	-	-	79	428	30
Nokha	-	-	-	-	-

Guar Gum EDD:					
	10-Aug-22	10-Sept-22	10-Oct-22	10-Nov-22	10-Dec-22
Deesa	20	-	-	-	-
Bikaner	-	806	1055	656	-
Jodhpur	810	890	2910	2781	471
Nokha	125	195	400	270	195
Sri Ganganagar	-	-	-	10	-



Guar Seed Prices at Key Spot Markets:

Commodity	District	Centre	Prices (Rs/Qtl)		Change
			30-Jul-22	29-Jul-22	
Guar Seed					
Rajasthan	Jodhpur	Jodhpur (Loose)	4830	4830	Unch
		Jodhpur(Delivery)	5072	5072	Unch
	Sri-Ganganagar	Sri-Ganganagar(Loose)	NA	NA	-
		Sri-Ganganagar (Delivery)	NA	NA	-
		Rawla (Loose)	NA	NA	-
		Gharsana (Loose)	NA	4655	-
		Raisinghnagar (Loose)	NA	NA	-
	Bikaner	Bikaner (Loose)	4850	4850	Unch
		Bikaner (Delivery)	5093	5093	Unch
		Nokha(Loose)	4700	4825	-125
		Nokha (Delivery)	4935	5066	-131
		Khajuwala (Loose)	NA	NA	-
		Khajuwala (Delivery)	NA	NA	-
		Lunkaransar (Loose)	4750	4850	-100
	Hanumangarh	Hanumangarh (Loose)	NA	4400	-
		Hanumangarh (Delivery)	NA	4620	-
		Nohar (Loose)	NA	NA	-
		Pilibanga (Loose)	NA	NA	-
	Nagaur	Nagaur (Loose)	NA	NA	-
	Churu	Churu (Delivery)	5000	5000	Unch
	Alwar	Alwar (Loose)	4600	4600	Unch
Haryana	Hisar	Adampur (Loose)	NA	4870	-
		Adampur (Delivery)	NA	5114	-
	Bhiwani	Bhiwani (Delivery)	NA	NA	-
		Siwani (Loose)	4950	4950	Unch
	Sirsa	Sirsa (Loose)	4800	NA	-
		Dhabwali (Loose)	NA	4695	-
		Dhabwali (Delivery)	NA	4930	-
		Ellanabad (Loose)	NA	4579	-
	Fatehabad	Fatehabad (Loose)	4900	4900	Unch
Gujarat	Banaskantha	Deesa (Loose)	NA	NA	-
	Patan	Patan (Loose)	4680	4730	-50
	Rajkot	Rajkot (Loose)	4925	4900	25
	Jamnagar	Dhrol (Loose)	NA	4755	-
Madhya Pradesh	Gwalior	Dabra (Loose)	NA	NA	-
Guar Gum					



Rajasthan	Jodhpur	Jodhpur	9300	9300	Unch
	Alwar	Alwar	9100	9200	-100
	Hanumangarh	Nohar	NA	NA	-
Haryana	Bhiwani	Bhiwani	NA	NA	-
	Sirsa	Sirsa	9300	NA	-
		Dhabwali	NA	NA	-
		Ellanabad	NA	NA	-
	Fatehabad	Fatehabad	9200	9200	Unch

Guar Seed Arrivals in Key Centers					
Commodity	District	Centre	Arrivals (Quintals)		Change
Guar Seed			30-Jul-22	29-Jul-22	
Rajasthan	Jodhpur	Jodhpur	NA	NA	-
	Sri-Ganganagar	Sri-Ganganagar	NA	NA	-
		Rawla	NA	NA	-
		Gharsana	NA	60	-
		Raisinghnagar	NA	NA	-
	Bikaner	Bikaner	100	100	Unch
		Nokha	50	70	-20
		Khajuwala	NA	NA	-
		Lunkaransar	500	200	300
	Hanumangarh	Hanumangarh	NA	70	-
		Nohar	NA	NA	-
		Pilibanga	NA	NA	-
	Nagaur	Nagaur	NA	NA	-
	Churu	Churu	NA	NA	-
	Alwar	Alwar	NA	NA	-
Haryana	Hisar	Adampur	NA	250	-
	Bhiwani	Bhiwani	NA	NA	-
		Siwani	200	200	Unch
	Sirsa	Sirsa	NA	NA	-
		Dhabwali	NA	40	-
		Ellanabad	NA	347	-
	Fatehabad	Fatehabad	NA	NA	-
Gujarat	Banaskantha	Deesa	NA	NA	-
	Patan	Patan	6	51	-45
	Rajkot	Rajkot	20	25	-5
	Jamnagar	Dhrol	NA	12	-
Madhya Pradesh	Gwalior	Dabra	NA	NA	-



Total Arrivals/Above Markets	876	1425	-549
------------------------------	-----	------	------

Disclaimer

The information and opinions contained in the document have been compiled from sources believed to be reliable. The company does not warrant its accuracy, completeness and correctness. Use of data and information contained in this report is at your own risk. This document is not, and should not be construed as, an offer to sell or solicitation to buy any commodities. This document may not be reproduced, distributed or published, in whole or in part, by any recipient hereof for any purpose without prior permission from the Company. IASL and its affiliates and/or their officers, directors and employees may have positions in any commodities mentioned in this document (or in any related investment) and may from time to time add to or dispose of any such commodities (or investment). Please see the detailed disclaimer at <http://www.agriwatch.com/Disclaimer.asp> © 2022 Indian Agribusiness Systems Limited