

Today's Update

Today, Guar seed prices remained sideways and went down by 1.6% to Rs. 4,961/qtl. In other cash market Guar seed traded with weak sentiments amid higher acreage. In Rajasthan, arrivals recorded at 950 qtl vs 570 qtl previous day. In Haryana, arrivals recorded at 450 Qtl Vs 250 qtl previous day. Jodhpur Guar seed delivery prices are expected to trade range bound with weak bias at Rs. 5000-5300/Qtl in near term amid higher acreage and above average rainfall in western Rajasthan.

As on 22nd July'2022, as per data released by Baker Hughes, the number of oilrigs in USA remain unchanged at 599 as compared to previous week.

Weather and sowing Updates

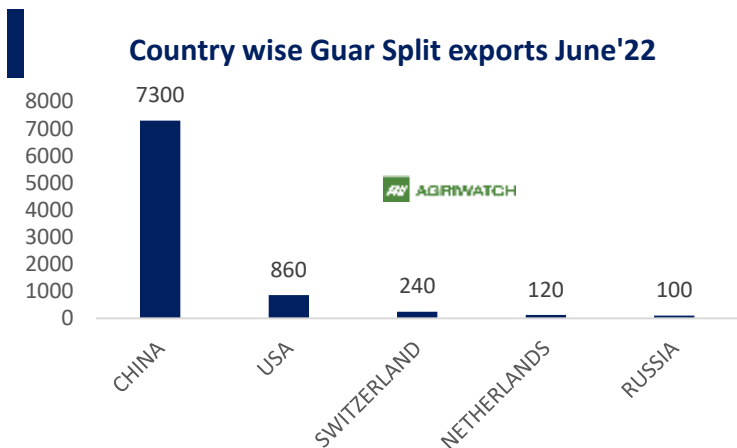
As of 27th July'22, According to the Department of Agriculture, Rajasthan, Guar sowing is up by 120% at 26.17 Lakh hectare as compared to 11.88 Lakh hectare previous year same period. This season sowing area is high due to early rains and better returns.

In western Rajasthan, from 1st June to 29th July'2022 Cumulative rainfall is at 88%. Higher acreage amid good rainfall kept Guar seed and gum prices under pressure. The prices have corrected by more than 20% since April due to forecast of normal rains and improved area under Guar seed.

| Western Rajasthan Districts | Cumulative Rainfall Departure (%) 1st June to 29th July'22 In Western Rajasthan Districts |
|-----------------------------|-------------------------------------------------------------------------------------------|
| Ganganagar | 160% |
| Bikaner | 144% |
| Jaisalmer | 142% |
| Churu | 97% |
| Nagaur | 92% |
| Barmer | 41% |
| Jodhpur | 104% |
| Hanumangarh | 18% |
| Jalor | 40% |
| Pali | 27% |
| West Rajasthan | 88% |
| Rajasthan | 55% |

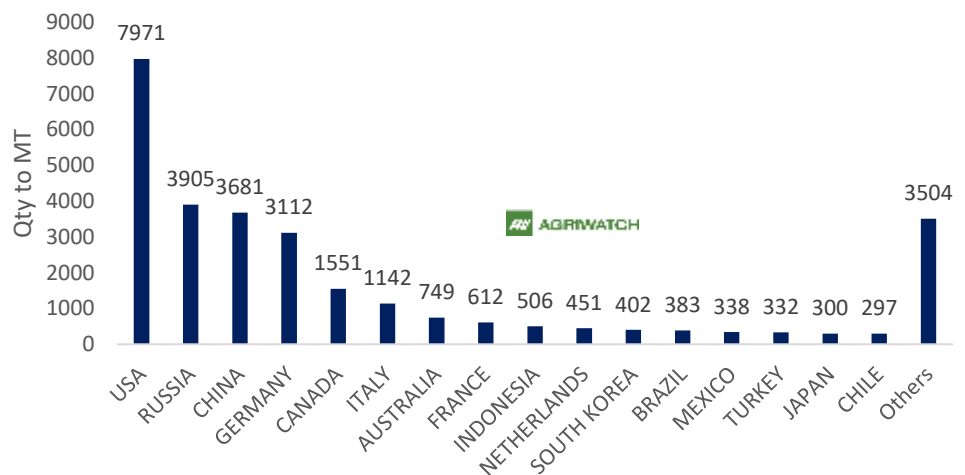
Guar Split Exports

India's Guar split exports increased in the month of June'2022 by 61% to 8,620 MT as compared to 5,347 MT previous month. However, the Guar split shipments down by 4.39% in June'22 compared to the same period last year. Out of the total exports, around 7,300 MT (84.69%) bought by China, US 860 MT (9.98%).



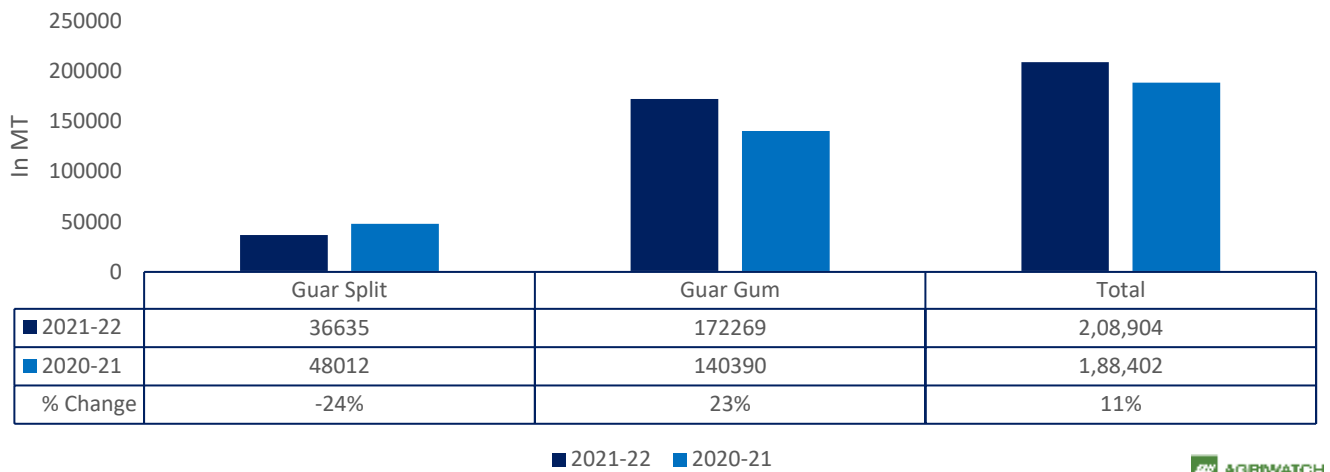
Guar Gum Exports: India's Guar gum exports increased in the month of June'2022 by 5.36% to 29,236 MT compared to 27,748 MT during previous month. However, the gum shipments were up by 56.28% in June'2022 compared to the same period last year. Out of the total exported quantity, around 7971 MT (27.27%) bought by US, Russia bought 3,905 MT (13.36%), China 3,681 MT (12.59%), Germany 3,112 MT (10.64%). Export demand was driven by bullish crude oil prices. We expect Guar export in July'22 at 25,000-28,000 tonnes.

Country wise Guar Gum export June'22



Total Cumulative Guar exports Oct-June'22 recorded up by 11% to 2.08 Lakh tonnes as compared to 1.88 Lakh tonnes previous year same period amid bullish crude oil prices and increase in oil rig count.

Cumulative guar exports Oct-June'2022



NCDEX-FUTURES MARKET – Guar Seed

| Contract | % chg | Open | High | Low | Close | Volume | Change | OI | Change |
|----------|-------|------|------|------|-------|--------|--------|-------|--------|
| Aug-22 | +0.86 | 4890 | 4938 | 4845 | 4913 | 11320 | ▼-6810 | 32675 | ▼-815 |
| Sept-22 | +0.92 | 4910 | 4989 | 4895 | 4963 | 13500 | ▲535 | 24755 | ▲2195 |

NCDEX-FUTURES MARKET- Guar Gum

| Contract | % chg | Open | High | Low | Close | Volume | Change | OI | Change |
|----------|-------|------|------|------|-------|--------|--------|-------|--------|
| Aug-22 | +0.77 | 8872 | 9055 | 8836 | 8982 | 5430 | ▼-4115 | 16065 | ▼-1945 |
| Sept-22 | +0.93 | 8958 | 9160 | 8926 | 9087 | 7395 | ▼-3385 | 28595 | ▲1110 |

**Guar seed Stock Position:**

| Stocks | Demat | In-Process | Total |
|----------------|-----------|------------|-----------|
| | 01-Aug-22 | 01-Aug-22 | 01-Aug-22 |
| Bikaner | 24713 | 20 | 24733 |
| Deesa | 10 | 0 | 10 |
| Sri Ganganagar | 1064 | 0 | 1064 |
| Jodhpur | 387 | 0 | 387 |
| Nokha | 0 | 0 | 0 |

Guar Gum Stock Position:

| Stocks | Demat | In-Process | Total |
|----------------|-----------|------------|-----------|
| | 01-Aug-22 | 01-Aug-22 | 01-Aug-22 |
| Deesa | 20 | 0 | 20 |
| Bikaner | 4569 | 0 | 4569 |
| Jodhpur | 11171 | 0 | 11171 |
| Nokha | 1758 | 0 | 1758 |
| Sri Ganganagar | 145 | 0 | 145 |

Churi and Korma Prices:**2-Aug-22**

| Commodity | Centre | Rs./75 kg. |
|-----------|---------|------------|
| Churi | Jodhpur | 2050 |
| Korma | Jodhpur | 3188 |



Guar seed EDD:

| | 10-Aug-22 | 10-Sept-22 | 10-Oct-22 | 10-Nov-22 | 10-Dec-22 |
|-----------------------|-----------|------------|-----------|-----------|-----------|
| Bikaner | 865 | 2045 | 1827 | 6460 | 3562 |
| Deesa | 79 | - | - | - | 10 |
| Sri Ganganagar | 41 | 20 | 110 | 320 | 266 |
| Jodhpur | - | - | 79 | 428 | 30 |
| Nokha | - | - | - | - | - |

Guar Gum EDD:

| | 10-Aug-22 | 10-Sept-22 | 10-Oct-22 | 10-Nov-22 | 10-Dec-22 |
|-----------------------|-----------|------------|-----------|-----------|-----------|
| Deesa | 20 | - | - | - | - |
| Bikaner | - | 806 | 1055 | 656 | - |
| Jodhpur | 810 | 890 | 2910 | 2781 | 471 |
| Nokha | 125 | 195 | 400 | 270 | 195 |
| Sri Ganganagar | - | - | - | 10 | - |

Guar Seed Prices at Key Spot Markets:

| Commodity | District | Centre | Prices (Rs/Qtl) | | Change |
|-----------|----------------|---------------------------|-----------------|----------|--------|
| | | | 2-Aug-22 | 1-Aug-22 | |
| Guar Seed | Jodhpur | Jodhpur (Loose) | 4725 | 4800 | -75 |
| | | Jodhpur(Delivery) | 4961 | 5040 | -79 |
| | Sri-Ganganagar | Sri-Ganganagar(Loose) | 4450 | 4600 | -150 |
| | | Sri-Ganganagar (Delivery) | 4600 | 4750 | -150 |
| | | Rawla (Loose) | NA | NA | - |
| | | Gharsana (Loose) | NA | NA | - |
| | | Raisinghnagar (Loose) | NA | NA | - |
| | Bikaner | Bikaner (Loose) | 4550 | 4550 | Unch |
| | | Bikaner (Delivery) | 4778 | 4778 | Unch |
| | | Nokha(Loose) | 4650 | 4625 | 25 |
| | | Nokha (Delivery) | 4883 | 4856 | 26 |



| | | | | | |
|----------------|-------------|------------------------|------|------|------|
| | | Khajuwala (Loose) | 4600 | NA | - |
| | | Khajuwala (Delivery) | 4830 | NA | - |
| | | Lunkaransar (Loose) | 4700 | 4730 | -30 |
| | Hanumangarh | Hanumangarh (Loose) | 4500 | 4500 | Unch |
| | | Hanumangarh (Delivery) | 4725 | 4725 | Unch |
| | | Nohar (Loose) | NA | NA | - |
| | | Pilibanga (Loose) | NA | NA | - |
| | Nagaur | Nagaur (Loose) | NA | NA | - |
| | Churu | Churu (Delivery) | NA | 5000 | - |
| | Alwar | Alwar (Loose) | NA | 4600 | - |
| Haryana | Hisar | Adampur (Loose) | 4725 | 4850 | -125 |
| | | Adampur (Delivery) | 4961 | 5093 | -131 |
| | Bhiwani | Bhiwani (Delivery) | NA | NA | - |
| | | Siwani (Loose) | 4800 | 4930 | -130 |
| | Sirsa | Sirsa (Loose) | NA | 4800 | - |
| | | Dhabwali (Loose) | NA | NA | - |
| | | Dhabwali (Delivery) | NA | NA | - |
| | | Ellanabad (Loose) | NA | NA | - |
| | Fatehabad | Fatehabad (Loose) | NA | NA | - |
| Gujarat | Banaskantha | Deesa (Loose) | NA | NA | - |
| | Patan | Patan (Loose) | NA | 4605 | - |
| | Rajkot | Rajkot (Loose) | 4750 | 4855 | -105 |
| | Jamnagar | Dhrol (Loose) | NA | 4725 | - |
| Madhya Pradesh | Gwalior | Dabra (Loose) | NA | NA | - |
| Guar Gum | | | | | |
| Rajasthan | Jodhpur | Jodhpur | 9100 | 9100 | Unch |
| | Alwar | Alwar | NA | 9100 | - |
| | Hanumangarh | Nohar | NA | NA | - |
| Haryana | Bhiwani | Bhiwani | NA | NA | - |
| | Sirsa | Sirsa | NA | 9200 | - |
| | | Dhabwali | NA | NA | - |
| | | Ellanabad | NA | NA | - |
| | Fatehabad | Fatehabad | NA | NA | - |



| Guar Seed Arrivals in Key Centers | | | | | |
|-----------------------------------|----------------|----------------|---------------------|----------|--------|
| Commodity | District | Centre | Arrivals (Quintals) | | Change |
| Guar Seed | | | 2-Aug-22 | 1-Aug-22 | |
| Rajasthan | Jodhpur | Jodhpur | NA | NA | - |
| | Sri-Ganganagar | Sri-Ganganagar | 50 | 60 | -10 |
| | | Rawla | NA | NA | - |
| | | Gharsana | NA | NA | - |
| | | Raisinghnagar | NA | NA | - |
| | Bikaner | Bikaner | 200 | 150 | 50 |
| | | Nokha | 80 | 50 | 30 |
| | | Khajuwala | 100 | NA | - |
| | | Lunkaransar | 500 | 300 | 200 |
| | Hanumangarh | Hanumangarh | 20 | 10 | 10 |
| | | Nohar | NA | NA | - |
| | | Pilibanga | NA | NA | - |
| | Nagaur | Nagaur | NA | NA | - |
| | Churu | Churu | NA | NA | - |
| | Alwar | Alwar | NA | NA | - |
| Haryana | Hisar | Adampur | 150 | 50 | 100 |
| | Bhiwani | Bhiwani | NA | NA | - |
| | | Siwani | 300 | 200 | 100 |
| | Sirsa | Sirsa | NA | NA | - |
| | | Dhabwali | NA | NA | - |
| | | Ellanabad | NA | NA | - |
| | Fatehabad | Fatehabad | NA | NA | - |
| Gujarat | Banaskantha | Deesa | NA | NA | - |
| | Patan | Patan | NA | 22 | - |
| | Rajkot | Rajkot | 80 | 100 | -20 |
| | Jamnagar | Dhrol | NA | 12 | - |
| Madhya Pradesh | Gwalior | Dabra | NA | NA | - |
| Total Arrivals/Above Markets | | | 1480 | 954 | 526 |



Disclaimer

The information and opinions contained in the document have been compiled from sources believed to be reliable. The company does not warrant its accuracy, completeness and correctness. Use of data and information contained in this report is at your own risk. This document is not, and should not be construed as, an offer to sell or solicitation to buy any commodities. This document may not be reproduced, distributed or published, in whole or in part, by any recipient hereof for any purpose without prior permission from the Company. IASL and its affiliates and/or their officers, directors and employees may have positions in any commodities mentioned in this document (or in any related investment) and may from time to time add to or dispose of any such commodities (or investment). Please see the detailed disclaimer at <http://www.agriwatch.com/Disclaimer.asp> © 2022 Indian Agribusiness Systems Limited