

Today's Update

Today, Guar seed prices remained sideways and went marginally up by 0.5% to Rs. 4,988/qtl. In other cash market too, Guar seed traded with weak sentiments amid higher acreage. In Rajasthan, arrivals recorded at 725 qtl vs 950 qtl previous day. In Haryana, arrivals recorded at 650 Qtl Vs 450 qtl previous day. Jodhpur Guar seed delivery prices are expected to trade range bound with weak bias at Rs. 4800-5100/Qtl in near term amid higher acreage and above average rainfall in western Rajasthan.

As on 22nd July'2022, as per data released by Baker Hughes, the number of oilrigs in USA remain unchanged at 599 as compared to previous week.

Weather and sowing Updates

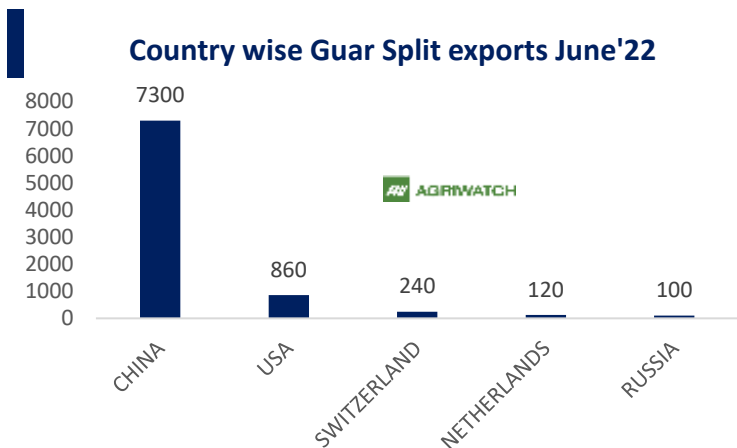
As of 1st Aug'22, According to the Department of Agriculture, Rajasthan, Guar sowing is up by 94% at 29.39 Lakh hectare as compared to 15.17 Lakh hectare previous year same period. This season sowing area is high due to early rains and lucrative prices.

In western Rajasthan, from 1st June to 03rd Aug'2022 Cumulative rainfall is at 78%. Higher acreage amid good rainfall kept Guar seed and gum prices under pressure. The prices have corrected by more than 20% since April due to forecast of normal rains and improved area under Guar seed.

Western Rajasthan Districts	Cumulative Rainfall Departure (%) 1st June to 03rd Aug'22 In Western Rajasthan Districts
Ganganagar	184%
Bikaner	123%
Jaisalmer	111%
Churu	90%
Hanumangarh	89%
Jodhpur	86%
Nagaur	80%
Barmer	29%
Jalor	27%
Pali	17%
West Rajasthan	78%
Rajasthan	46%

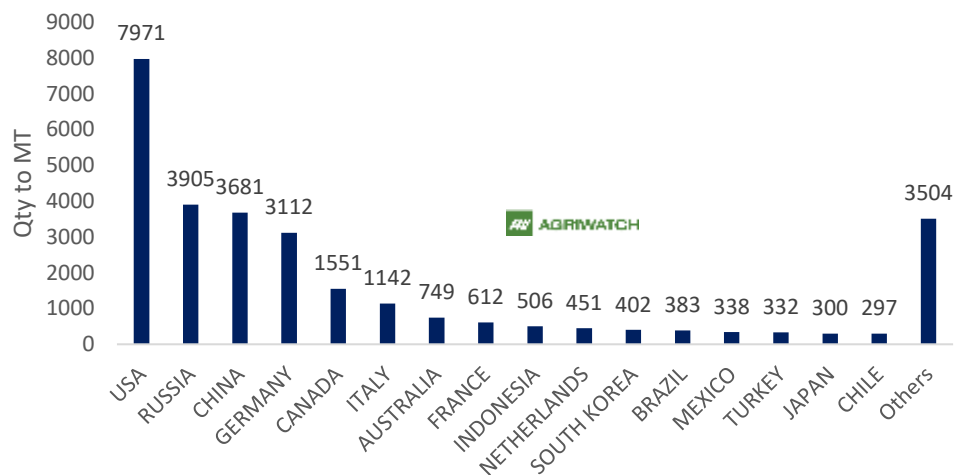
Guar Split Exports

India's Guar split exports increased in the month of June'2022 by 61% to 8,620 MT as compared to 5,347 MT previous month. However, the Guar split shipments down by 4.39% in June'22 compared to the same period last year. Out of the total exports, around 7,300 MT (84.69%) bought by China, US 860 MT (9.98%).



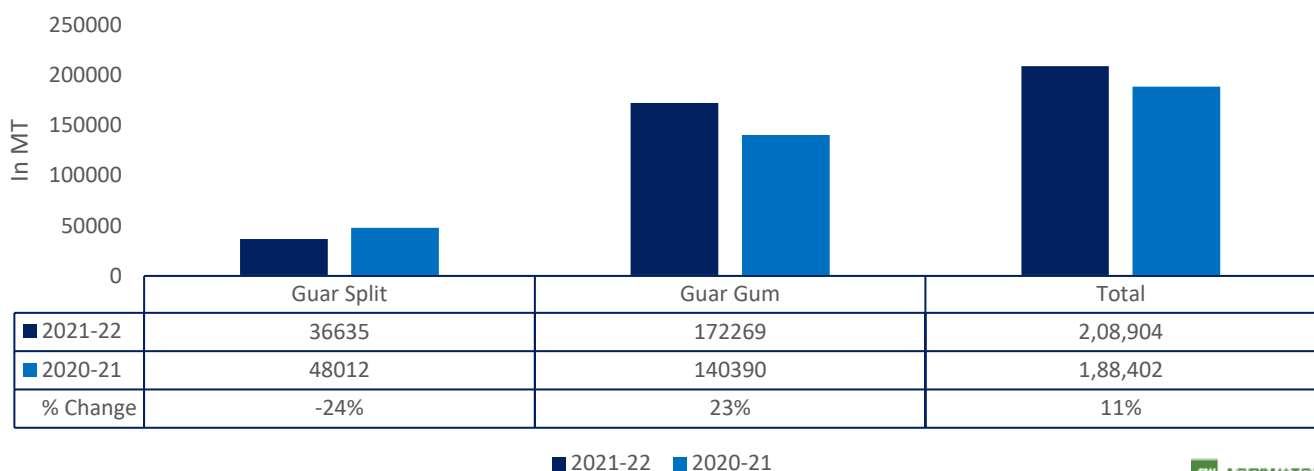
Guar Gum Exports: India's Guar gum exports increased in the month of June'2022 by 5.36% to 29,236 MT compared to 27,748 MT during previous month. However, the gum shipments were up by 56.28% in June'2022 compared to the same period last year. Out of the total exported quantity, around 7971 MT (27.27%) bought by US, Russia bought 3,905 MT (13.36%), China 3,681 MT (12.59%), Germany 3,112 MT (10.64%). Export demand was driven by bullish crude oil prices. We expect Guar export in July'22 at 25,000-28,000 tonnes.

Country wise Guar Gum export June'22



Total Cumulative Guar exports Oct-June'22 recorded up by 11% to 2.08 Lakh tonnes as compared to 1.88 Lakh tonnes previous year same period amid bullish crude oil prices and increase in oil rig count.

Cumulative guar exports Oct-June'2022



NCDEX-FUTURES MARKET – Guar Seed

Contract	% chg	Open	High	Low	Close	Volume	Change	OI	Change
Aug-22	-0.35	4900	4958	4850	4896	10600	▼-720	31675	▼-1000
Sept-22	-0.38	4946	5006	4915	4944	15695	▲2195	26515	▲1760

NCDEX-FUTURES MARKET- Guar Gum

Contract	% chg	Open	High	Low	Close	Volume	Change	OI	Change
Aug-22	-0.21	8994	9077	8623	8963	4140	▼-1290	14835	▼-1230
Sept-22	-0.19	9087	9188	8900	9070	7865	▲470	29715	▲1120

**Guar seed Stock Position:**

Stocks	Demat	In-Process	Total
	01-Aug-22	01-Aug-22	01-Aug-22
Bikaner	24713	20	24733
Deesa	10	0	10
Sri Ganganagar	1064	0	1064
Jodhpur	387	0	387
Nokha	0	0	0

Guar Gum Stock Position:

Stocks	Demat	In-Process	Total
	01-Aug-22	01-Aug-22	01-Aug-22
Deesa	20	0	20
Bikaner	4569	0	4569
Jodhpur	11171	0	11171
Nokha	1758	0	1758
Sri Ganganagar	145	0	145

Churi and Korma Prices:**3-Aug-22**

Commodity	Centre	Rs./75 kg.
Churi	Jodhpur	2050
Korma	Jodhpur	3150



Guar seed EDD:

	10-Aug-22	10-Sept-22	10-Oct-22	10-Nov-22	10-Dec-22
Bikaner	865	2045	1827	6460	3562
Deesa	79	-	-	-	10
Sri Ganganagar	41	20	110	320	266
Jodhpur	-	-	79	428	30
Nokha	-	-	-	-	-

Guar Gum EDD:

	10-Aug-22	10-Sept-22	10-Oct-22	10-Nov-22	10-Dec-22
Deesa	20	-	-	-	-
Bikaner	-	806	1055	656	-
Jodhpur	810	890	2910	2781	471
Nokha	125	195	400	270	195
Sri Ganganagar	-	-	-	10	-

Guar Seed Prices at Key Spot Markets:

Commodity	District	Centre	Prices (Rs/Qtl)		Change
			3-Aug-22	2-Aug-22	
Guar Seed	Jodhpur	Jodhpur (Loose)	4750	4725	25
		Jodhpur(Delivery)	4988	4961	26
	Sri-Ganganagar	Sri-Ganganagar(Loose)	4450	4450	Unch
		Sri-Ganganagar (Delivery)	4600	4600	Unch
		Rawla (Loose)	NA	4620	-
		Gharsana (Loose)	NA	-	-
		Raisinghnagar (Loose)	NA	4545	-
	Bikaner	Bikaner (Loose)	4650	4550	100
		Bikaner (Delivery)	4883	4778	105
		Nokha(Loose)	4650	4650	Unch
		Nokha (Delivery)	4883	4883	Unch



		Khajuwala (Loose)	4600	4600	Unch
		Khajuwala (Delivery)	4830	4830	Unch
		Lunkaransar (Loose)	4730	4700	30
	Hanumangarh	Hanumangarh (Loose)	4550	4500	50
		Hanumangarh (Delivery)	4778	4725	53
		Nohar (Loose)	NA	-	-
		Pilibanga (Loose)	NA	4400	-
	Nagaur	Nagaur (Loose)	NA	4800	-
	Churu	Churu (Delivery)	5000	NA	-
Haryana	Alwar	Alwar (Loose)	4500	NA	-
	Hisar	Adampur (Loose)	4800	4725	75
		Adampur (Delivery)	5040	4961	79
	Bhiwani	Bhiwani (Delivery)	NA	-	-
		Siwani (Loose)	4930	4800	130
	Sirsa	Sirsa (Loose)	NA	4630	-
		Dhabwali (Loose)	NA	-	-
		Dhabwali (Delivery)	NA	-	-
		Ellanabad (Loose)	NA	4515	-
Gujarat	Fatehabad	Fatehabad (Loose)	NA	4000	-
	Banaskantha	Deesa (Loose)	NA	NA	-
	Patan	Patan (Loose)	NA	NA	-
	Rajkot	Rajkot (Loose)	4785	4750	35
Madhya Pradesh	Jamnagar	Dhrol (Loose)	NA	NA	-
	Gwalior	Dabra (Loose)	NA	NA	-
Guar Gum					
Rajasthan	Jodhpur	Jodhpur	9100	9100	Unch
	Alwar	Alwar	9100	NA	-
	Hanumangarh	Nohar	NA	-	-
Haryana	Bhiwani	Bhiwani	NA	-	-
	Sirsa	Sirsa	NA	9200	-
		Dhabwali	NA	-	-
		Ellanabad	NA	-	-
	Fatehabad	Fatehabad	NA	9200	-



Guar Seed Arrivals in Key Centers					
Commodity	District	Centre	Arrivals (Quintals)		Change
Guar Seed			3-Aug-22	2-Aug-22	
Rajasthan	Jodhpur	Jodhpur	NA	0	-
	Sri-Ganganagar	Sri-Ganganagar	50	50	Unch
		Rawla	NA	1	-
		Gharsana	NA	0	-
		Raisinghnagar	NA	22	-
	Bikaner	Bikaner	100	200	-100
		Nokha	50	80	-30
		Khajuwala	100	100	Unch
		Lunkaransar	400	500	-100
	Hanumangarh	Hanumangarh	25	20	5
		Nohar	NA	0	-
		Pilibanga	NA	25	-
	Nagaur	Nagaur	NA	71	-
	Churu	Churu	NA	NA	-
	Alwar	Alwar	NA	NA	-
Haryana	Hisar	Adampur	250	150	100
	Bhiwani	Bhiwani	NA	0	-
		Siwani	400	300	100
	Sirsa	Sirsa	NA	375	-
		Dhabwali	NA	0	-
		Ellanabad	NA	53	-
	Fatehabad	Fatehabad	NA	0	-
Gujarat	Banaskantha	Deesa	NA	NA	-
	Patan	Patan	NA	NA	-
	Rajkot	Rajkot	100	80	20
	Jamnagar	Dhrol	NA	NA	-
Madhya Pradesh	Gwalior	Dabra	NA	NA	-
Total Arrivals/Above Markets			1475	2027	-552

Disclaimer

The information and opinions contained in the document have been compiled from sources believed to be reliable. The company does not warrant its accuracy, completeness and correctness. Use of data and information contained in this report is at your own risk. This document is not, and should not be construed as, an offer to sell or solicitation to buy any commodities. This document may not be reproduced, distributed or published, in whole or in part, by any recipient hereof for any purpose without prior permission from the Company. IASL and its affiliates and/or their officers, directors and employees may have positions in any commodities mentioned in this document (or in any related investment) and may from time to time add to or dispose of any such commodities (or investment). Please see the detailed disclaimer at <http://www.agriwatch.com/Disclaimer.asp> © 2022 Indian Agribusiness Systems Limited