

### Today's Update

Today, Guar seed prices remained sideways and went marginally down by 0.4% to Rs. 4,967/qtl. In other cash market too, Guar seed traded with weak sentiments amid higher acreage. In Rajasthan, arrivals recorded at 730 qtl vs 725 qtl previous day. In Haryana, arrivals recorded at 600 Qtl Vs 650 qtl previous day. Jodhpur Guar seed delivery prices are expected to trade range bound with weak bias at Rs. 4800-5100/Qtl in near term amid higher acreage and above average rainfall in western Rajasthan.

As on 29th July'2022, as per data released by Baker Hughes, the number of oilrigs in USA increased by 6 to 605 as compared to previous week at 599.

### Weather and sowing Updates

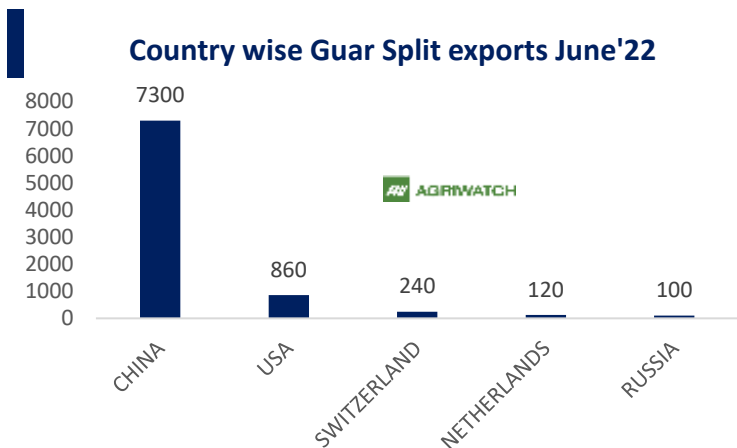
As of 1<sup>st</sup> Aug'22, According to the Department of Agriculture, Rajasthan, Guar sowing is up by 94% at 29.39 Lakh hectare as compared to 15.17 Lakh hectare previous year same period. This season sowing area is high due to early rains and lucrative prices.

In western Rajasthan, from 1<sup>st</sup> June to 03rd Aug'2022 Cumulative rainfall is at 78%. Higher acreage amid good rainfall kept Guar seed and gum prices under pressure. The prices have corrected by more than 20% since April due to forecast of normal rains and improved area under Guar seed.

Western Rajasthan Districts	Cumulative Rainfall Departure (%) 1st June to 03rd Aug'22 In Western Rajasthan Districts
Ganganagar	184%
Bikaner	123%
Jaisalmer	111%
Churu	90%
Hanumangarh	89%
Jodhpur	86%
Nagaur	80%
Barmer	29%
Jalor	27%
Pali	17%
<b>West Rajasthan</b>	<b>78%</b>
<b>Rajasthan</b>	<b>46%</b>

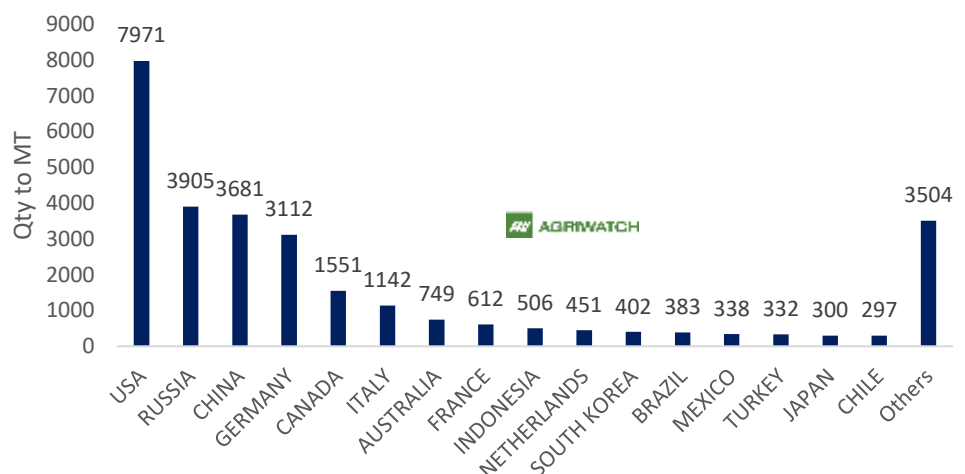
### Guar Split Exports

India's Guar split exports increased in the month of June'2022 by 61% to 8,620 MT as compared to 5,347 MT previous month. However, the Guar split shipments down by 4.39% in June'22 compared to the same period last year. Out of the total exports, around 7,300 MT (84.69%) bought by China, US 860 MT (9.98%).



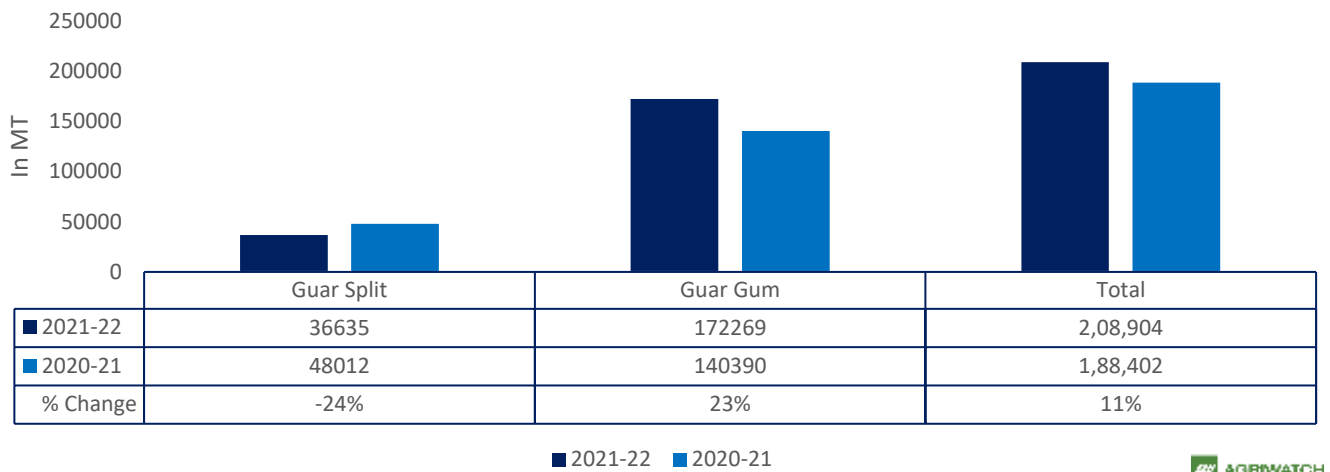
**Guar Gum Exports:** India's Guar gum exports increased in the month of June'2022 by 5.36% to 29,236 MT compared to 27,748 MT during previous month. However, the gum shipments were up by 56.28% in June'2022 compared to the same period last year. Out of the total exported quantity, around 7971 MT (27.27%) bought by US, Russia bought 3,905 MT (13.36%), China 3,681 MT (12.59%), Germany 3,112 MT (10.64%). Export demand was driven by bullish crude oil prices. We expect Guar export in July'22 at 25,000-28,000 tonnes.

### Country wise Guar Gum export June'22



**Total Cumulative Guar exports** Oct-June'22 recorded up by 11% to 2.08 Lakh tonnes as compared to 1.88 Lakh tonnes previous year same period amid bullish crude oil prices and increase in oil rig count.

### Cumulative guar exports Oct-June'2022



### NCDEX-FUTURES MARKET – Guar Seed

Contract	% chg	Open	High	Low	Close	Volume	Change	OI	Change
Aug-22	-1.84	4898	4924	4800	4814	9395	▼-1205	30870	▼-805
Sept-22	-1.88	4945	4972	4852	4859	17285	▲1590	28490	▲1975

### NCDEX-FUTURES MARKET- Guar Gum

Contract	% chg	Open	High	Low	Close	Volume	Change	OI	Change
Aug-22	-3.27	9000	9000	8655	8679	4535	▲395	12985	▼-1850
Sept-22	-3.19	9092	9092	8755	8780	9690	▲1825	31675	▲1960

**Guar seed Stock Position:**

Stocks	Demat	In-Process	Total
	03-Aug-22	03-Aug-22	03-Aug-22
Bikaner	23430	10	23440
Deesa	10	0	10
Sri Ganganagar	1064	0	1064
Jodhpur	387	0	387
Nokha	0	0	0

**Guar Gum Stock Position:**

Stocks	Demat	In-Process	Total
	03-Aug-22	03-Aug-22	03-Aug-22
Deesa	20	0	20
Bikaner	4549	0	4549
Jodhpur	11062	0	11062
Nokha	1738	0	1738
Sri Ganganagar	145	0	145

**Churi and Korma Prices:****4-Aug-22**

Commodity	Centre	Rs./75 kg.
Churi	Jodhpur	2050
Korma	Jodhpur	3150



### Guar seed EDD:

	10-Aug-22	10-Sept-22	10-Oct-22	10-Nov-22	10-Dec-22
<b>Bikaner</b>	865	2045	1827	6460	3562
<b>Deesa</b>	0	-	-	-	10
<b>Sri Ganganagar</b>	41	20	110	320	266
<b>Jodhpur</b>	-	-	60	298	30
<b>Nokha</b>	-	-	-	-	-

### Guar Gum EDD:

	10-Aug-22	10-Sept-22	10-Oct-22	10-Nov-22	10-Dec-22
<b>Deesa</b>	20	-	-	-	-
<b>Bikaner</b>	-	289	1055	656	708
<b>Jodhpur</b>	640	746	2910	2781	471
<b>Nokha</b>	40	154	400	270	195
<b>Sri Ganganagar</b>	-	-	-	10	-

### Guar Seed Prices at Key Spot Markets:

Commodity	District	Centre	Prices (Rs/Qtl)		Change
			4-Aug-22	3-Aug-22	
Guar Seed	Jodhpur	Jodhpur (Loose)	4730	4750	-20
		Jodhpur(Delivery)	4967	4988	-21
	Sri-Ganganagar	Sri-Ganganagar(Loose)	4400	4450	-50
		Sri-Ganganagar (Delivery)	4550	4600	-50
		Rawla (Loose)	NA	4610	-
		Gharsana (Loose)	NA	4565	-
		Raisinghnagar (Loose)	NA	4565	-
	Bikaner	Bikaner (Loose)	4600	4650	-50
		Bikaner (Delivery)	4830	4883	-53
		Nokha(Loose)	4600	4650	-50
		Nokha (Delivery)	4830	4883	-53



		Khajuwala (Loose)	4600	4600	Unch
		Khajuwala (Delivery)	4830	4830	Unch
		Lunkaransar (Loose)	4700	4730	-30
	Hanumangarh	Hanumangarh (Loose)	4500	4550	-50
		Hanumangarh (Delivery)	4725	4778	-53
		Nohar (Loose)	NA	NA	-
		Pilibanga (Loose)	NA	NA	-
	Nagaur	Nagaur (Loose)	NA	4790	-
	Churu	Churu (Delivery)	5000	5000	Unch
	Alwar	Alwar (Loose)	4500	4500	Unch
Haryana	Hisar	Adampur (Loose)	4750	4800	-50
		Adampur (Delivery)	4988	5040	-53
	Bhiwani	Bhiwani (Delivery)	NA	NA	-
		Siwani (Loose)	4920	4930	-10
	Sirsa	Sirsa (Loose)	NA	4630	-
		Dhabwali (Loose)	NA	4650	-
		Dhabwali (Delivery)	NA	4883	-
		Ellanabad (Loose)	NA	NA	-
	Fatehabad	Fatehabad (Loose)	NA	NA	-
Gujarat	Banaskantha	Deesa (Loose)	NA	NA	-
	Patan	Patan (Loose)	NA	NA	-
	Rajkot	Rajkot (Loose)	4775	4785	-10
	Jamnagar	Dhrol (Loose)	NA	NA	-
Madhya Pradesh	Gwalior	Dabra (Loose)	NA	NA	-
Guar Gum					
Rajasthan	Jodhpur	Jodhpur	9100	9100	Unch
	Alwar	Alwar	9100	9100	Unch
	Hanumangarh	Nohar	NA	NA	-
Haryana	Bhiwani	Bhiwani	NA	NA	-
	Sirsa	Sirsa	NA	9100	-
		Dhabwali	NA	-	-
		Ellanabad	NA	NA	-
	Fatehabad	Fatehabad	NA	NA	-

Guar Seed Arrivals in Key Centers					
Commodity	District	Centre	Arrivals (Quintals)		Change
Guar Seed			4-Aug-22	3-Aug-22	
Rajasthan	Jodhpur	Jodhpur	NA	NA	-
	Sri-Ganganagar	Sri-Ganganagar	100	50	50



		Rawla	NA	111	-
		Gharsana	NA	10	-
		Raisinghnagar	NA	38	-
	Bikaner	Bikaner	150	100	50
		Nokha	50	50	Unch
		Khajuwala	100	100	Unch
		Lunkaransar	300	400	-100
	Hanumangarh	Hanumangarh	30	25	5
		Nohar	NA	NA	-
		Pilibanga	NA	NA	-
	Nagaur	Nagaur	NA	186	-
	Churu	Churu	NA	NA	-
	Alwar	Alwar	NA	NA	-
Haryana	Hisar	Adampur	400	250	150
	Bhiwani	Bhiwani	NA	NA	-
		Siwani	200	400	-200
	Sirsa	Sirsa	NA	384	-
		Dhabwali	NA	54	-
		Ellanabad	NA	NA	-
	Fatehabad	Fatehabad	NA	NA	-
Gujarat	Banaskantha	Deesa	NA	NA	-
	Patan	Patan	NA	NA	-
	Rajkot	Rajkot	40	100	-60
	Jamnagar	Dhrol	NA	NA	-
Madhya Pradesh	Gwalior	Dabra	NA	NA	-
Total Arrivals/Above Markets			1370	2258	-888



### Disclaimer

The information and opinions contained in the document have been compiled from sources believed to be reliable. The company does not warrant its accuracy, completeness and correctness. Use of data and information contained in this report is at your own risk. This document is not, and should not be construed as, an offer to sell or solicitation to buy any commodities. This document may not be reproduced, distributed or published, in whole or in part, by any recipient hereof for any purpose without prior permission from the Company. IASL and its affiliates and/or their officers, directors and employees may have positions in any commodities mentioned in this document (or in any related investment) and may from time to time add to or dispose of any such commodities (or investment). Please see the detailed disclaimer at <http://www.agriwatch.com/Disclaimer.asp> © 2022 Indian Agribusiness Systems Limited