

### Today's Update

Today, Guar seed prices went down by 1.1% to Rs. 4,883/qtl. In other cash market, Guar seed traded with weak sentiments amid higher acreage. In Rajasthan, arrivals recorded at 835 qtl vs 420 qtl previous day. In Haryana, arrivals recorded at 800 qtl. Jodhpur Guar seed delivery prices are expected to trade range bound with weak bias at Rs. 4800-5100/Qtl in near term amid higher acreage and above average rainfall in western Rajasthan.

As on 05th Aug'2022, as per data released by Baker Hughes, the number of oilrigs in USA decreased by 7 to 598 as compared to previous week at 605.

### Weather and sowing Updates

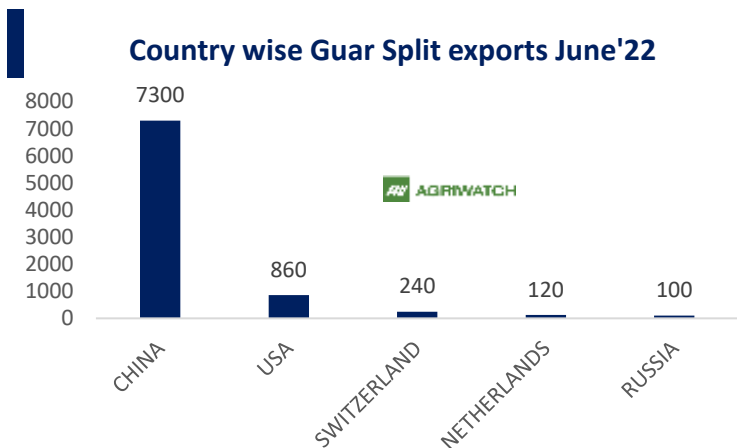
As of 08th Aug'22, According to the Department of Agriculture, Rajasthan, Guar sowing is up by 73% at 29.71 Lakh hectare as compared to 17.13 Lakh hectare previous year same period. This season sowing area is high due to early rains and better returns.

In western Rajasthan, from 1<sup>st</sup> June to 08<sup>th</sup> Aug'2022 Cumulative rainfall is at 72%. Higher acreage amid good rainfall kept Guar seed and gum prices under pressure. The prices have corrected by more than 20% since April due to forecast of normal rains and improved area under Guar seed.

Western Rajasthan Districts	Cumulative Rainfall Departure (%) 1st June to 08th Aug'22 In Western Rajasthan Districts
Ganganagar	173%
Bikaner	132%
Jaisalmer	108%
Churu	93%
Jodhpur	85%
Hanumangarh	73%
Nagaur	73%
Barmer	15%
Jalor	15%
Pali	8%
<b>West Rajasthan</b>	<b>72%</b>
<b>Rajasthan</b>	<b>40%</b>

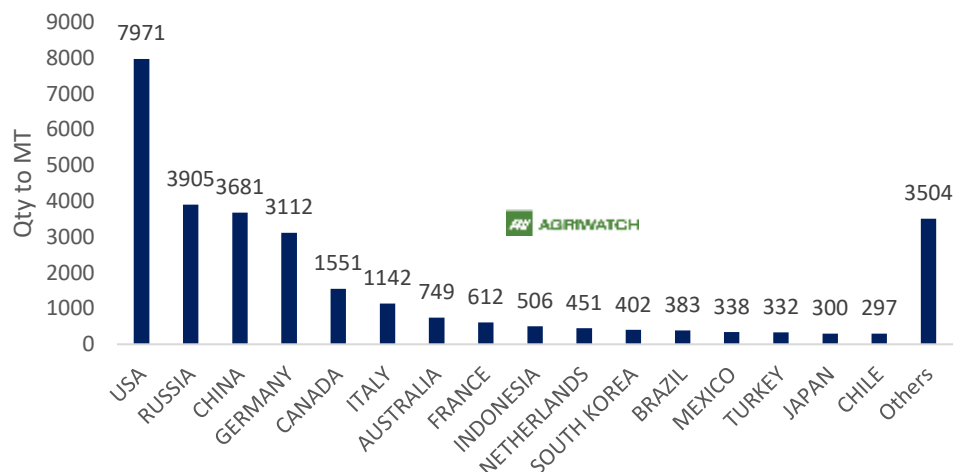
### Guar Split Exports

India's Guar split exports increased in the month of June'2022 by 61% to 8,620 MT as compared to 5,347 MT previous month. However, the Guar split shipments down by 4.39% in June'22 compared to the same period last year. Out of the total exports, around 7,300 MT (84.69%) bought by China, US 860 MT (9.98%).



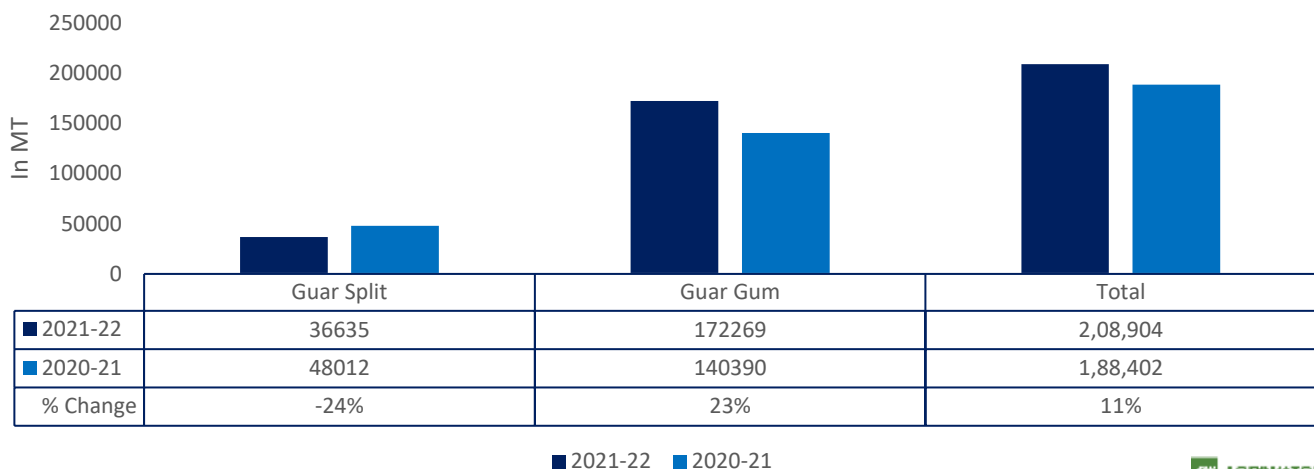
**Guar Gum Exports:** India's Guar gum exports increased in the month of June'2022 by 5.36% to 29,236 MT compared to 27,748 MT during previous month. However, the gum shipments were up by 56.28% in June'2022 compared to the same period last year. Out of the total exported quantity, around 7971 MT (27.27%) bought by US, Russia bought 3,905 MT (13.36%), China 3,681 MT (12.59%), Germany 3,112 MT (10.64%). Export demand was driven by bullish crude oil prices. We expect Guar export in July'22 at 25,000-28,000 tonnes.

### Country wise Guar Gum export June'22



**Total Cumulative Guar exports** Oct-June'22 recorded up by 11% to 2.08 Lakh tonnes as compared to 1.88 Lakh tonnes previous year same period amid bullish crude oil prices and increase in oil rig count.

### Cumulative guar exports Oct-June'2022



### NCDEX-FUTURES MARKET – Guar Seed

Contract	% chg	Open	High	Low	Close	Volume	Change	OI	Change
Aug-22	-1.67	4791	4800	4694	4711	14645	▲4785	13850	▼-9100
Sept-22	-1.29	4824	4846	4748	4762	27350	▲4840	41995	▲6780

### NCDEX-FUTURES MARKET- Guar Gum

Contract	% chg	Open	High	Low	Close	Volume	Change	OI	Change
Aug-22	-2.71	8497	8520	8229	8267	8425	▲2195	3370	▼-4990
Sept-22	-2.41	8573	8608	8330	8366	14565	▲1710	40575	▲4525

**Guar seed Stock Position:**

Stocks	Demat	In-Process	Total
	09-Aug-22	09-Aug-22	09-Aug-22
Bikaner	22006	0	22006
Deesa	10	0	10
Sri Ganganagar	1064	0	1064
Jodhpur	387	0	387
Nokha	0	0	0

**Guar Gum Stock Position:**

Stocks	Demat	In-Process	Total
	09-Aug-22	09-Aug-22	09-Aug-22
Deesa	20	0	20
Bikaner	4550	0	4550
Jodhpur	10913	0	10913
Nokha	1643	0	1643
Sri Ganganagar	145	0	145

**Churi and Korma Prices:****10-Aug-22**

Commodity	Centre	Rs./75 kg.
Churi	Jodhpur	2100
Korma	Jodhpur	3188

**Guar seed EDD:**

	10-Aug-22	10-Sept-22	10-Oct-22	10-Nov-22	10-Dec-22
<b>Bikaner</b>	865	2045	1827	6460	3562
<b>Deesa</b>	0	-	-	-	10
<b>Sri Ganganagar</b>	41	20	110	320	266
<b>Jodhpur</b>	-	-	60	298	30
<b>Nokha</b>	-	-	-	-	-

**Guar Gum EDD:**

	10-Aug-22	10-Sept-22	10-Oct-22	10-Nov-22	10-Dec-22
<b>Deesa</b>	20	-	-	-	-
<b>Bikaner</b>	-	289	1055	656	708
<b>Jodhpur</b>	640	746	2910	2781	471
<b>Nokha</b>	40	154	400	270	195
<b>Sri Ganganagar</b>	-	-	-	10	-



## Guar Seed Prices at Key Spot Markets:

Commodity	District	Centre	Prices (Rs/Qtl)		Change
			10-Aug-22	9-Aug-22	
Guar Seed					
Rajasthan	Jodhpur	Jodhpur (Loose)	4650	4700	-50
		Jodhpur(Delivery)	4883	4935	-53
	Sri-Ganganagar	Sri-Ganganagar(Loose)	4450	4500	-50
		Sri-Ganganagar (Delivery)	4600	4650	-50
		Rawla (Loose)	NA	NA	-
		Gharsana (Loose)	NA	NA	-
		Raisinghnagar (Loose)	NA	NA	-
	Bikaner	Bikaner (Loose)	4500	4600	-100
		Bikaner (Delivery)	4725	4830	-105
		Nokha(Loose)	4550	4550	Unch
		Nokha (Delivery)	4778	4778	Unch
		Khajuwala (Loose)	4500	4600	-100
		Khajuwala (Delivery)	4725	4830	-105
		Lunkaransar (Loose)	4600	4550	50
	Hanumangarh	Hanumangarh (Loose)	4450	4450	Unch
		Hanumangarh (Delivery)	4673	4673	Unch
		Nohar (Loose)	NA	NA	-
		Pilibanga (Loose)	NA	NA	-
	Nagaur	Nagaur (Loose)	NA	4800	-
	Churu	Churu (Delivery)	NA	4900	-
	Alwar	Alwar (Loose)	NA	4450	-
Haryana	Hisar	Adampur (Loose)	4500	4600	-100
		Adampur (Delivery)	4725	4830	-105
	Bhiwani	Bhiwani (Delivery)	NA	NA	-
		Siwani (Loose)	4800	4810	-10
	Sirsa	Sirsa (Loose)	NA	NA	-
		Dhabwali (Loose)	NA	4550	-
		Dhabwali (Delivery)	NA	4778	-
		Ellanabad (Loose)	NA	4305	-
	Fatehabad	Fatehabad (Loose)	NA	4000	-
Gujarat	Banaskantha	Deesa (Loose)	NA	NA	-
	Patan	Patan (Loose)	4000	NA	-
	Rajkot	Rajkot (Loose)	4715	4730	-15
	Jamnagar	Dhrol (Loose)	4565	4600	-35
Madhya Pradesh	Gwalior	Dabra (Loose)	NA	NA	-



Guar Gum					
Rajasthan	Jodhpur	Jodhpur	8800	8850	-50
	Alwar	Alwar	NA	8900	-
	Hanumangarh	Nohar	NA	NA	-
Haryana	Bhiwani	Bhiwani	NA	NA	-
	Sirsa	Sirsa	NA	NA	-
		Dhabwali	NA	-	-
		Ellanabad	NA	-	-
	Fatehabad	Fatehabad	NA	8800	-

Guar Seed Arrivals in Key Centers					
Commodity	District	Centre	Arrivals (Quintals)		Change
Guar Seed			10-Aug-22	9-Aug-22	
Rajasthan	Jodhpur	Jodhpur	NA	NA	-
	Sri-Ganganagar	Sri-Ganganagar	125	100	25
		Rawla	NA	NA	-
		Gharsana	NA	NA	-
		Raisinghnagar	NA	NA	-
	Bikaner	Bikaner	100	100	Unch
		Nokha	40	30	10
		Khajuwala	50	40	10
		Lunkaransar	500	100	400
	Hanumangarh	Hanumangarh	20	50	-30
		Nohar	NA	NA	-
		Pilibanga	NA	NA	-
	Nagaur	Nagaur	NA	187	-
	Churu	Churu	NA	NA	-
	Alwar	Alwar	NA	NA	-
Haryana	Hisar	Adampur	500	450	50
	Bhiwani	Bhiwani	NA	NA	-
		Siwani	300	400	-100
	Sirsa	Sirsa	NA	NA	-
		Dhabwali	NA	22	-
		Ellanabad	NA	65	-
	Fatehabad	Fatehabad	NA	4	-
Gujarat	Banaskantha	Deesa	NA	NA	-
	Patan	Patan	16	NA	-
	Rajkot	Rajkot	220	75	145



	Jamnagar	Dhrol	5	13	-8
Madhya Pradesh	Gwalior	Dabra	NA	NA	-
Total Arrivals/Above Markets			1876	1636	240





### Disclaimer

The information and opinions contained in the document have been compiled from sources believed to be reliable. The company does not warrant its accuracy, completeness and correctness. Use of data and information contained in this report is at your own risk. This document is not, and should not be construed as, an offer to sell or solicitation to buy any commodities. This document may not be reproduced, distributed or published, in whole or in part, by any recipient hereof for any purpose without prior permission from the Company. IASL and its affiliates and/or their officers, directors and employees may have positions in any commodities mentioned in this document (or in any related investment) and may from time to time add to or dispose of any such commodities (or investment). Please see the detailed disclaimer at <http://www.agriwatch.com/Disclaimer.asp> © 2022 Indian Agribusiness Systems Limited