

Today's Update

Today, Guar seed prices remained sideways and went marginally down by 0.5% to Rs. 4,804/qtl. In other cash market, Guar seed traded with steady sentiments amid higher acreage. In Rajasthan, arrivals recorded at 590 qtl vs 750 qtl previous day. In Haryana, arrivals recorded at 800 vs 700 qtl. previous day. Jodhpur Guar seed delivery prices are expected to trade range bound with weak bias at Rs. 4800-5000/Qtl in near term amid higher acreage and above average rainfall in western Rajasthan.

As on 12th Aug'2022, as per data released by Baker Hughes, the number of oilrigs in USA increased by 3 to 601 as compared to previous week at 598.

Weather and sowing Updates

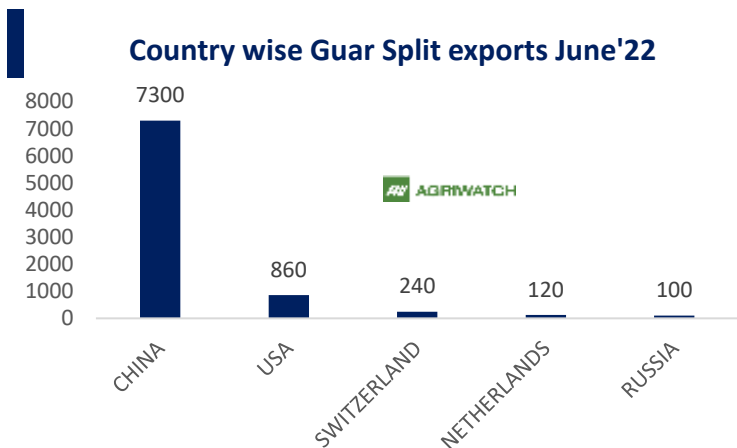
As of 16th Aug'22, According to the Department of Agriculture, Rajasthan, Guar sowing is up by 53% at 30.14 Lakh hectare as compared to 19.69 Lakh hectare previous year same period. This season sowing area is high due to early rains and better returns.

In western Rajasthan, from 1st June to 17th Aug'2022 Cumulative rainfall is at 72%. Higher acreage amid good rainfall kept Guar seed and gum prices under pressure. The prices have corrected by more than 20% since April due to forecast of normal rains and improved area under Guar seed.

Western Rajasthan Districts	Cumulative Rainfall Departure (%) 1st June to 17th Aug'22 In Western Rajasthan Districts
Ganganagar	146%
Bikaner	119%
Jaisalmer	92%
Jodhpur	82%
Churu	78%
Barmer	63%
Nagaur	59%
Hanumangarh	56%
Jalor	43%
Pali	10%
West Rajasthan	72%
Rajasthan	42%

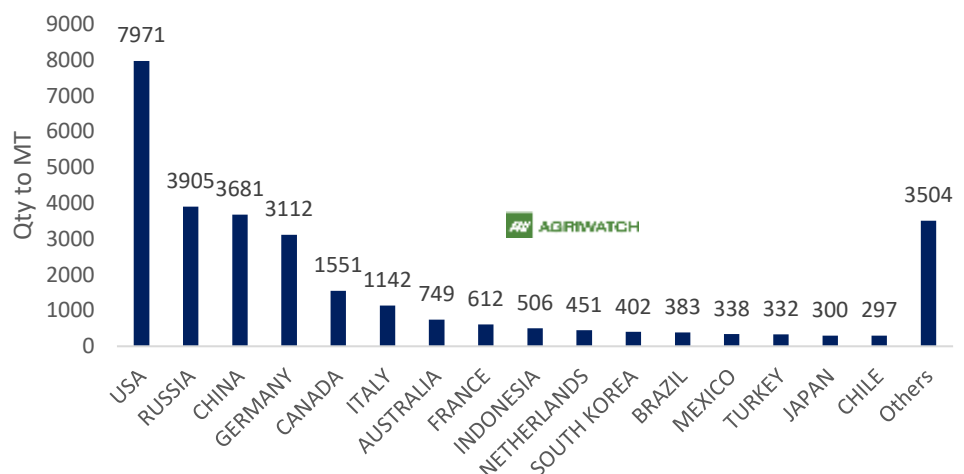
Guar Split Exports

India's Guar split exports increased in the month of June'2022 by 61% to 8,620 MT as compared to 5,347 MT previous month. However, the Guar split shipments down by 4.39% in June'22 compared to the same period last year. Out of the total exports, around 7,300 MT (84.69%) bought by China, US 860 MT (9.98%).



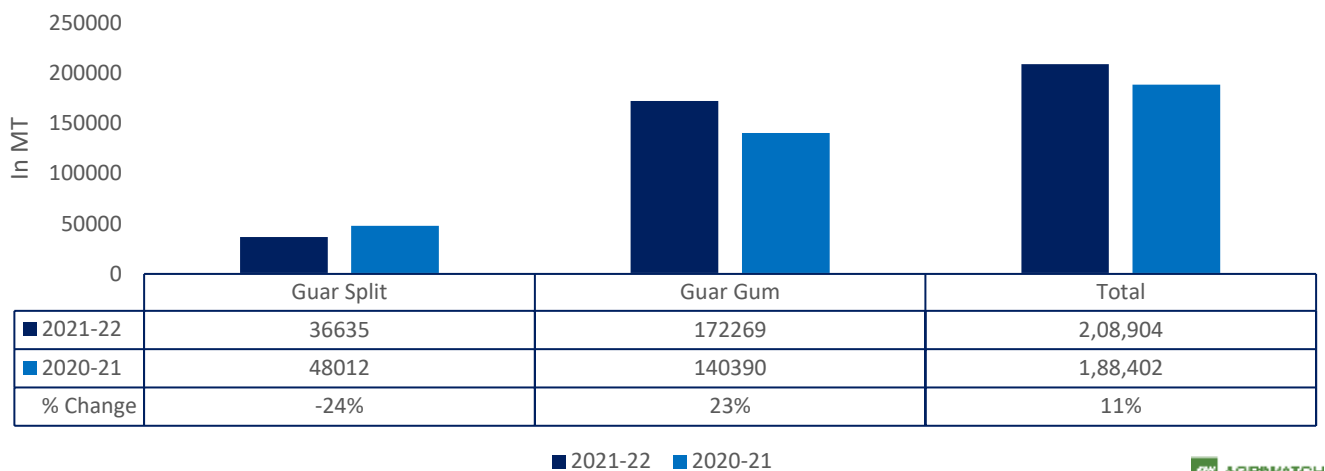
Guar Gum Exports: India's Guar gum exports increased in the month of June'2022 by 5.36% to 29,236 MT compared to 27,748 MT during previous month. However, the gum shipments were up by 56.28% in June'2022 compared to the same period last year. Out of the total exported quantity, around 7971 MT (27.27%) bought by US, Russia bought 3,905 MT (13.36%), China 3,681 MT (12.59%), Germany 3,112 MT (10.64%). Export demand was driven by bullish crude oil prices. We expect Guar export in July'22 at 25,000-28,000 tonnes.

Country wise Guar Gum export June'22



Total Cumulative Guar exports Oct-June'22 recorded up by 11% to 2.08 Lakh tonnes as compared to 1.88 Lakh tonnes previous year same period amid bullish crude oil prices and increase in oil rig count.

Cumulative guar exports Oct-June'2022



NCDEX-FUTURES MARKET – Guar Seed

Contract	% chg	Open	High	Low	Close	Volume	Change	OI	Change
Aug-22	-0.56	4800	4849	4750	4792	16615	▼-1100	44270	▼-145
Sept-22	-0.55	4845	4901	4800	4840	920	▲215	1565	▲310

NCDEX-FUTURES MARKET- Guar Gum

Contract	% chg	Open	High	Low	Close	Volume	Change	OI	Change
Aug-22	-0.13	8500	8625	8418	8534	7565	▲395	40845	▼-315
Sept-22	-0.30	8597	8710	8525	8624	815	▲360	1330	▲415



Guar seed Stock Position:

Stocks	Demat	In-Process	Total
	13-Aug-22	13-Aug-22	13-Aug-22
Bikaner	21857	0	21857
Deesa	10	0	10
Sri Ganganagar	1024	0	1024
Jodhpur	387	0	387
Nokha	0	0	0

Guar Gum Stock Position:

Stocks	Demat	In-Process	Total
	13-Aug-22	13-Aug-22	13-Aug-22
Deesa	20	0	20
Bikaner	4550	0	4550
Jodhpur	10913	0	10913
Nokha	1643	0	1643
Sri Ganganagar	145	0	145

Churi and Korma Prices:

16-Aug-22

Commodity	Centre	Rs./75 kg.
Churi	Jodhpur	2100
Korma	Jodhpur	3188

**Guar seed EDD:**

	10-Aug-22	10-Sept-22	10-Oct-22	10-Nov-22	10-Dec-22
Bikaner	50	1200	1199	5998	3552
Deesa	-	-	-	-	10
Sri Ganganagar	41	20	110	320	266
Jodhpur	-	-	60	298	30
Nokha	-	-	-	-	-

Guar Gum EDD:

	10-Aug-22	10-Sept-22	10-Oct-22	10-Nov-22	10-Dec-22
Deesa	20	-	-	-	-
Bikaner	-	70	1055	656	708
Jodhpur	640	448	2910	2781	471
Nokha	40	40	400	270	195
Sri Ganganagar	-	-	-	10	-



Guar Seed Prices at Key Spot Markets:

Commodity	District	Centre	Prices (Rs/Qtl)		Change
Guar Seed			16-Aug-22	13-Aug-22	
Rajasthan	Jodhpur	Jodhpur (Loose)	4575	4600	-25
		Jodhpur(Delivery)	4804	4830	-26
	Sri-Ganganagar	Sri-Ganganagar(Loose)	4500	4500	Unch
		Sri-Ganganagar (Delivery)	4650	4650	Unch
		Rawla (Loose)	NA	4400	-
		Gharsana (Loose)	NA	NA	-
		Raisinghnagar (Loose)	NA	4435	-
	Bikaner	Bikaner (Loose)	4550	4500	50
		Bikaner (Delivery)	4778	4725	53
		Nokha(Loose)	4550	4550	Unch
		Nokha (Delivery)	4778	4778	Unch
		Khajuwala (Loose)	4550	4500	50
		Khajuwala (Delivery)	4778	4725	53
		Lunkaransar (Loose)	4600	4600	Unch
	Hanumangarh	Hanumangarh (Loose)	4600	4550	50
		Hanumangarh (Delivery)	4830	4778	53
		Nohar (Loose)	NA	NA	-
		Pilibanga (Loose)	NA	NA	-
	Nagaur	Nagaur (Loose)	NA	NA	-
	Churu	Churu (Delivery)	NA	NA	-
	Alwar	Alwar (Loose)	NA	NA	-
Haryana	Hisar	Adampur (Loose)	4600	4500	100
		Adampur (Delivery)	4830	4725	105
	Bhiwani	Bhiwani (Delivery)	NA	NA	-
		Siwani (Loose)	4725	4720	5
	Sirsa	Sirsa (Loose)	NA	4461	-
		Dhabwali (Loose)	NA	4485	-
		Dhabwali (Delivery)	NA	4709	-
		Ellanabad (Loose)	NA	NA	-
	Fatehabad	Fatehabad (Loose)	NA	NA	-
Gujarat	Banaskantha	Deesa (Loose)	NA	NA	-
	Patan	Patan (Loose)	NA	NA	-
	Rajkot	Rajkot (Loose)	NA	NA	-
	Jamnagar	Dhrol (Loose)	NA	NA	-
Madhya Pradesh	Gwalior	Dabra (Loose)	NA	NA	-



Guar Gum					
Rajasthan	Jodhpur	Jodhpur	8500	8600	-100
	Alwar	Alwar	NA	NA	-
	Hanumangarh	Nohar	NA	NA	-
Haryana	Bhiwani	Bhiwani	NA	NA	-
	Sirsa	Sirsa	NA	8500	-
		Dhabwali	NA	-	-
		Ellanabad	NA	NA	-
	Fatehabad	Fatehabad	NA	NA	-

Guar Seed Arrivals in Key Centers					
Commodity	District	Centre	Arrivals (Quintals)		Change
Guar Seed			16-Aug-22	13-Aug-22	
Rajasthan	Jodhpur	Jodhpur	NA	NA	-
	Sri-Ganganagar	Sri-Ganganagar	50	100	-50
		Rawla	NA	85	-
		Gharsana	NA	NA	-
		Raisinghnagar	NA	14	-
	Bikaner	Bikaner	150	50	100
		Nokha	50	40	10
		Khajuwala	30	50	-20
		Lunkaransar	300	500	-200
	Hanumangarh	Hanumangarh	10	10	Unch
		Nohar	NA	NA	-
		Pilibanga	NA	NA	-
	Nagaur	Nagaur	NA	NA	-
	Churu	Churu	NA	NA	-
	Alwar	Alwar	NA	NA	-
Haryana	Hisar	Adampur	400	400	Unch
	Bhiwani	Bhiwani	NA	NA	-
		Siwani	400	300	100
	Sirsa	Sirsa	NA	165	-
		Dhabwali	NA	5	-
		Ellanabad	NA	NA	-
	Fatehabad	Fatehabad	NA	NA	-
Gujarat	Banaskantha	Deesa	NA	NA	-
	Patan	Patan	NA	NA	-
	Rajkot	Rajkot	NA	NA	-



	Jamnagar	Dhrol	NA	NA	-
Madhya Pradesh	Gwalior	Dabra	NA	NA	-
Total Arrivals/Above Markets			1390	1719	-329

Disclaimer

The information and opinions contained in the document have been compiled from sources believed to be reliable. The company does not warrant its accuracy, completeness and correctness. Use of data and information contained in this report is at your own risk. This document is not, and should not be construed as, an offer to sell or solicitation to buy any commodities. This document may not be reproduced, distributed or published, in whole or in part, by any recipient hereof for any purpose without prior permission from the Company. IASL and its affiliates and/or their officers, directors and employees may have positions in any commodities mentioned in this document (or in any related investment) and may from time to time add to or dispose of any such commodities (or investment). Please see the detailed disclaimer at <http://www.agriwatch.com/Disclaimer.asp>© 2022 Indian Agribusiness Systems Limited